


Town of Oakville EMPLOYMENT AND COMMERCIAL REVIEW



Project Overview



Project Overview & Goals



Purpose of this Project

To proactively plan for and accommodate employment and commercial uses in Oakville to the year 2041.

As part of the town's Official Plan Review, we are looking at the employment and commercial land use designations and policies in the Livable Oakville Plan and the North Oakville East and West Secondary Plans.



Purpose of this Open House

To inform the public of the project and its process. To consult with the community on the preliminary commercial and employment supply and demand analysis and obtain feedback on the emerging issues and opportunities.



Project Progress Chart



PHASE 1
BACKGROUND RESEARCH



We are Here

PUBLIC EVENT 1




PHASE 2
ANALYSIS

PUBLIC EVENT 2



PHASE 3
PRELIMINARY FINDINGS
AND RECOMMENDATIONS

**COUNCIL
PRESENTATION**



PHASE 4
FINAL REPORT AND
RECOMMENDATIONS

2014

2015

Project Drivers

The Town of Oakville is facing a number of challenges – a limited supply of vacant employment lands, declining employment densities, slower industrial growth since 2008/2009, pressure for conversion of employment lands, and stiff competition from other western GTA municipalities for new investment.

At the same time, the Town’s commercial areas are evolving, as consumer demands change, pressure for intensification mounts, new Greenfield areas come on-line, and established areas, such as Downtown Oakville, continue to evolve.

While market considerations change, provincial policy continues to promote opportunities for complete communities which provide a range of employment, including industrial and commercial. Provincial policy also promotes compact, mixed-use built form, and the protection of employment areas for the long term.



Population and Employment Growth




People and Jobs:

Overall Growth Trends:

	2011		2031		2041		2011 - 2031	
	People	Jobs	People	Jobs	People	Jobs	Population	Employment
Halton Region	520	254	820	390	1000	470	↑ 58%	↑ 54%
Town of Oakville	182	90	255	128	UNDER REVIEW		↑ 40%	↑ 42%

Note: Numbers in 1000's
 Sources: 2011 Statistics Canada;
 Growth Plan for the Greater Golden Horseshoe;
 Halton Region 2014 Official Plan

Next Steps

-  Finalize Supply and Demand Analysis
-  Document Preliminary Findings and Recommendations
-  Report Back to the Community - Public Event #2: Planned to take place by the end of 2015



Follow the Discussion!
#townofoakville

To have your comments considered in finalizing the supply and demand analysis, please provide feedback by **July 7th, 2015**, to:

Lesley E. Gill Woods, MCIP, RPP
Senior Planner (Acting), Policy Planning
Town of Oakville | 905-845-6601 ext. 3261
lesley.gill-woods@oakville.ca

OR

Duran Wedderburn, MPLAN
Planner, Policy Planning
Town of Oakville | 905-845-6601, ext. 3042
duran.wedderburn@oakville.ca