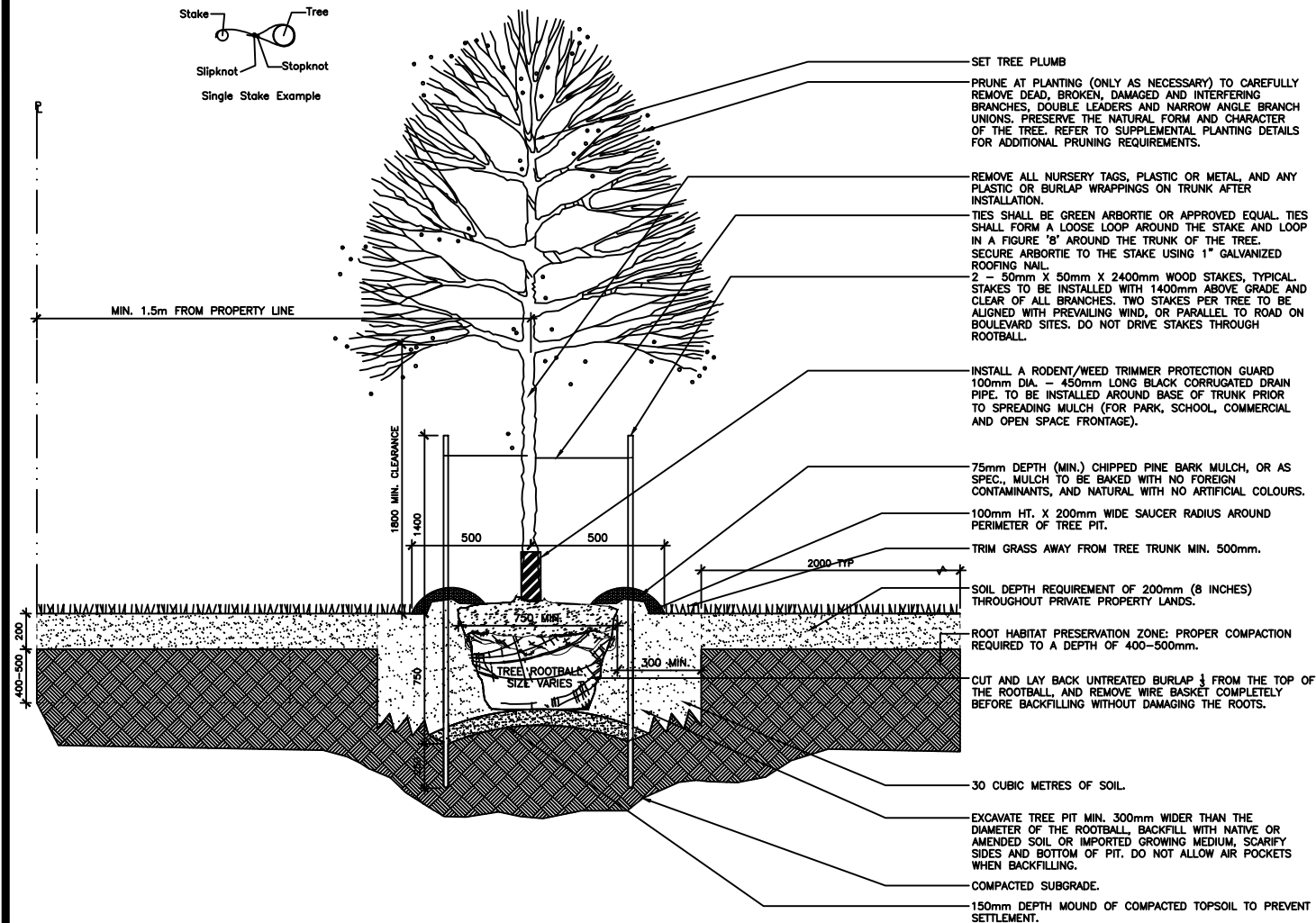





Town of Oakville

Parks & Open Space - Forestry Section Standard Drawings

January ~ 2023




- SET TREE PLUMB
- PRUNE AT PLANTING (ONLY AS NECESSARY) TO CAREFULLY REMOVE DEAD, BROKEN, DAMAGED AND INTERFERING BRANCHES; DOUBLE LEADERS AND NARROW ANGLE BRANCH UNIONS. PRESERVE THE NATURAL FORM AND CHARACTER OF THE TREE. REFER TO SUPPLEMENTAL PLANTING DETAILS FOR ADDITIONAL PRUNING REQUIREMENTS.
- REMOVE ALL NURSERY TAGS, PLASTIC OR METAL, AND ANY PLASTIC OR BURLAP WRAPPINGS ON TRUNK AFTER INSTALLATION.
- TIES SHALL BE GREEN ARBORTIE OR APPROVED EQUAL. TIES SHALL FORM A LOOSE LOOP AROUND THE STAKE AND LOOP IN A FIGURE '8' AROUND THE TRUNK OF THE TREE. SECURE ARBORTIE TO THE STAKE USING 1" GALVANIZED ROOFING NAIL.
- STAKES TO BE INSTALLED WITH 1400mm ABOVE GRADE AND CLEAR OF ALL BRANCHES. TWO STAKES PER TREE TO BE ALIGNED WITH PREVAILING WIND, OR PARALLEL TO ROAD ON BOULEVARD SITES. DO NOT DRIVE STAKES THROUGH ROOTBALL.
- INSTALL A RODENT/WEED TRIMMER PROTECTION GUARD 100mm DIA. - 450mm LONG BLACK CORRUGATED DRAIN PIPE. TO BE INSTALLED AROUND BASE OF TRUNK PRIOR TO SPREADING MULCH (FOR PARK, SCHOOL, COMMERCIAL AND OPEN SPACE FRONTAGE).
- 75mm DEPTH (MIN.) CHIPPED PINE BARK MULCH, OR AS SPEC., MULCH TO BE BAKED WITH NO FOREIGN CONTAMINANTS, AND NATURAL WITH NO ARTIFICIAL COLOURS.
- 100mm HT. X 200mm WIDE SAUCER RADIUS AROUND PERIMETER OF TREE PIT.
- TRIM GRASS AWAY FROM TREE TRUNK MIN. 500mm.
- SOIL DEPTH REQUIREMENT OF 200mm (8 INCHES) THROUGHOUT PRIVATE PROPERTY LANDS.
- ROOT HABITAT PRESERVATION ZONE: PROPER COMPACTION REQUIRED TO A DEPTH OF 400-500mm.
- CUT AND LAY BACK UNTREATED BURLAP 1/2 FROM THE TOP OF THE ROOTBALL, AND REMOVE WIRE BASKET COMPLETELY BEFORE BACKFILLING WITHOUT DAMAGING THE ROOTS.
- 30 CUBIC METRES OF SOIL.
- EXCAVATE TREE PIT MIN. 300mm WIDER THAN THE DIAMETER OF THE ROOTBALL. BACKFILL WITH NATIVE OR AMENDED SOIL OR IMPORTED GROWING MEDIUM, SCARIFY SIDES AND BOTTOM OF PIT. DO NOT ALLOW AIR POCKETS WHEN BACKFILLING.
- COMPACTED SUBGRADE.
- 150mm DEPTH MOUND OF COMPACTED TOPSOIL TO PREVENT SETTLEMENT.

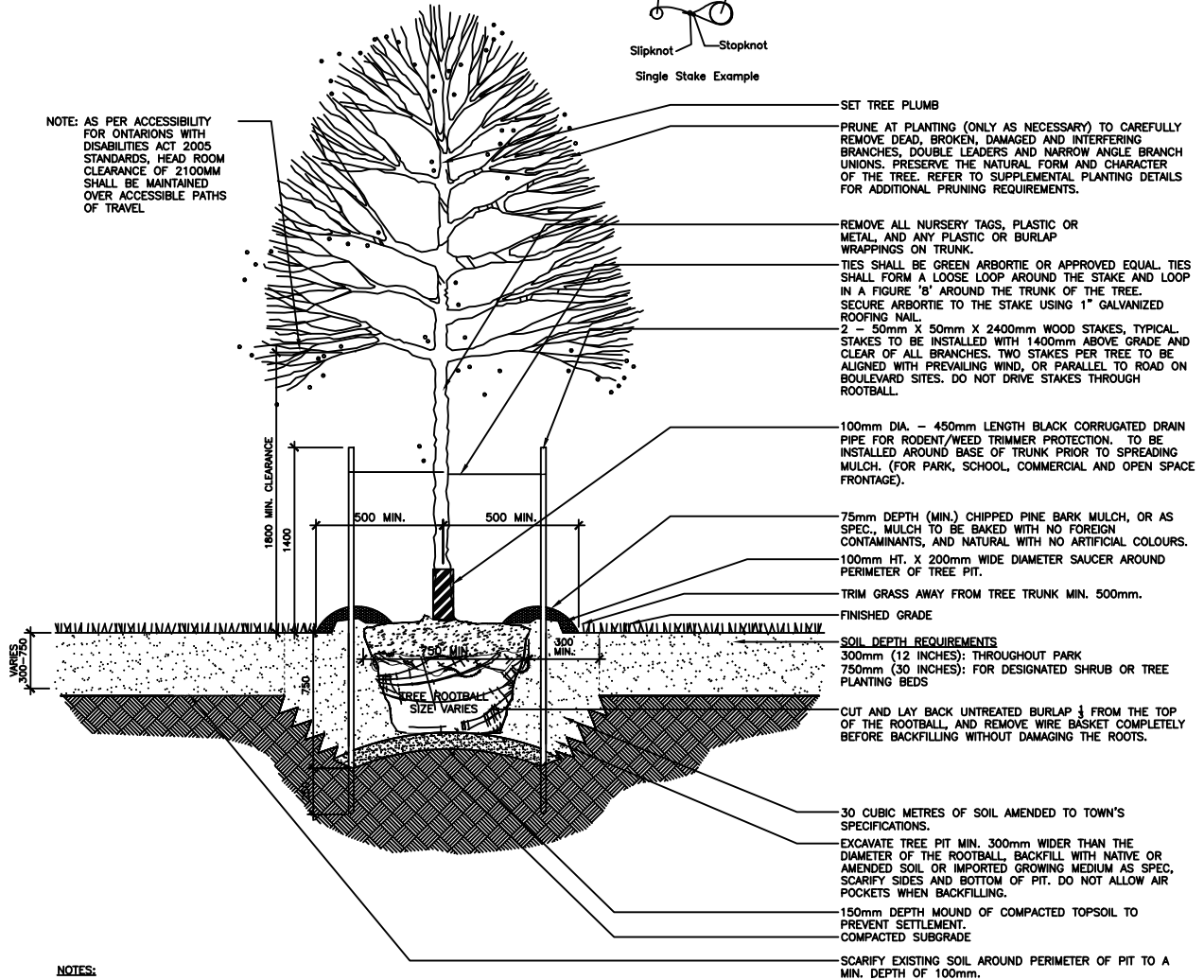
- NOTES:**
1. ALL DIMENSIONS ARE IN MILLIMETRES.
 2. DO NOT SCALE DRAWINGS.
 3. TOPSOIL IN PLANTING AREAS SHOULD BE COMPACTED IN SECTIONS OF 150mm DEPTHS.
 4. ALL PLANT MATERIAL SHOULD BE COVERED DURING TRANSPORTATION AND AN ANTI-DESSICANT, SHALL BE APPLIED PRIOR TO SHIPMENT TO PREVENT MOISTURE LOSS.
 5. MAXIMUM RECOMMENDED DEGREE OF LEAN FOR A TREE IS <25 DEGREES.
 6. ALL TREATED OR SYNTHETIC BURLAP WRAPPINGS TO BE REMOVED COMPLETELY. ALL TWINE LEFT ON BURLAP TO BE BIODEGRADABLE.
 7. CONTAINER GROWN STOCK SHALL HAVE AN INCREASED WATERING REGIMEN TO HELP PREVENT MOISTURE LOSS. CONTAINERS TO BE REMOVED IN FULL PRIOR TO INSTALLATION. SIDES TO BE LOOSENED UP SLIGHTLY PRIOR TO INSTALLATION TO ENCOURAGE ROOT GROWTH.
 8. ALL TREES 70mm CALIPER OR LESS SHALL BE STAKED. STAKES TO BE REMOVED AT THE CLOSE OF THE SECOND GROWING SEASON.
 9. REMOVE ALL NURSERY TAGS, PLASTIC OR METAL, AND ANY PLASTIC OR BURLAP WRAPPINGS ON TRUNK AFTER INSTALLATION.
 10. SAUCER TO BE SOAKED WITH WATER AND MULCHED IMMEDIATELY FOLLOWING PLANTING.
 11. ALL TREES REQUIRE A MINIMUM OF 30 CUBIC METRES OF PLANTING SOIL.
 12. SEE SPECIFICATIONS FOR FURTHER REQUIREMENTS RELATED TO THIS PLANTING DETAIL.
 13. ENSURE TREES ARE LOCATED MIN. 1.2m FROM PROPERTY LINE WHEN INSTALLED ON PRIVATE PROPERTY.

Std. Name Tree Planting on Private Property	Revision:	Revision Date: May 2019
	Scale: NTS	Std. Number: 1A





NOTE: AS PER ACCESSIBILITY FOR ONTARIANS WITH DISABILITIES ACT 2005 STANDARDS, HEAD ROOM CLEARANCE OF 2100MM SHALL BE MAINTAINED OVER ACCESSIBLE PATHS OF TRAVEL

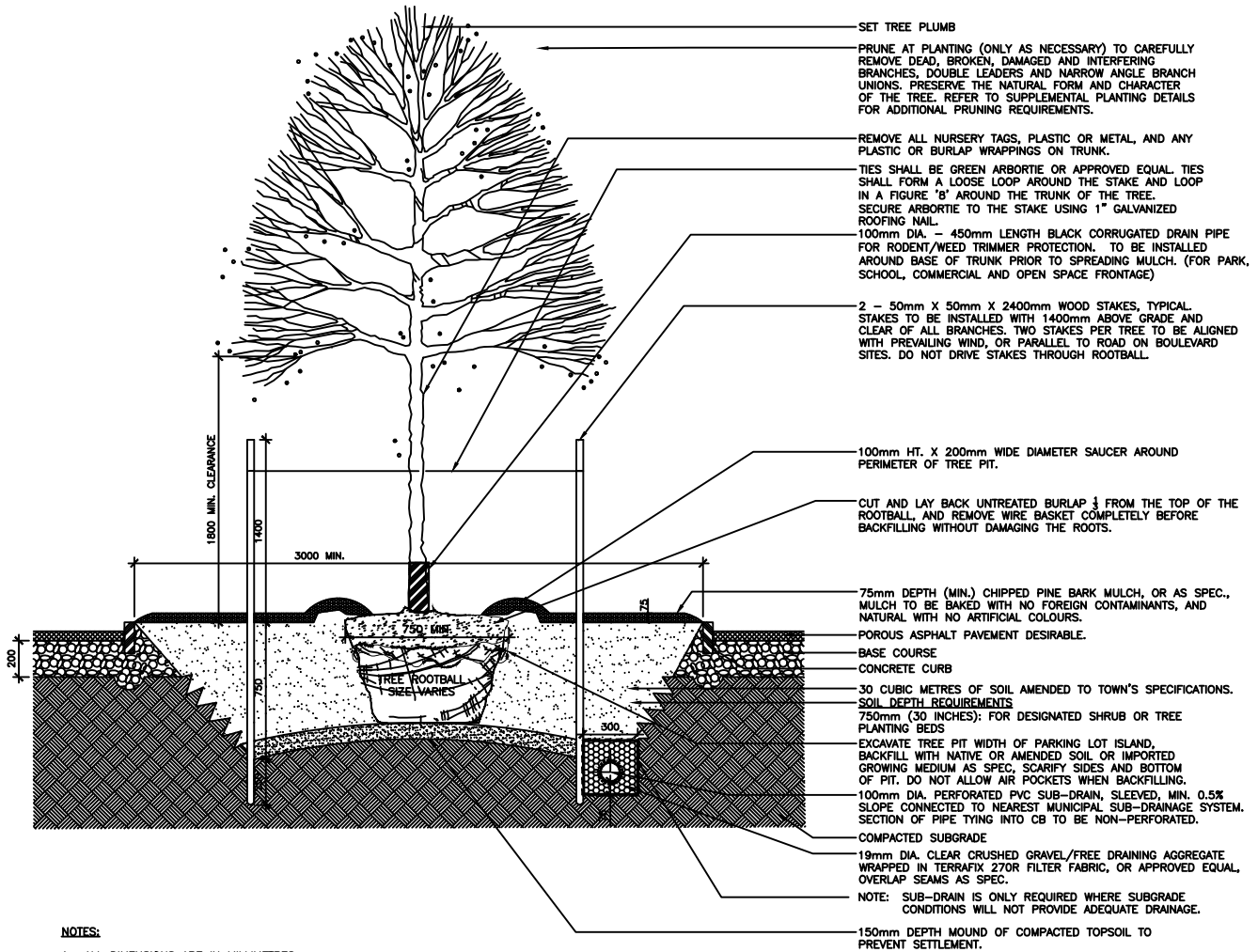



- SET TREE PLUMB
- PRUNE AT PLANTING (ONLY AS NECESSARY) TO CAREFULLY REMOVE DEAD, BROKEN, DAMAGED AND INTERFERING BRANCHES, DOUBLE LEADERS AND NARROW ANGLE BRANCH UNIONS. PRESERVE THE NATURAL FORM AND CHARACTER OF THE TREE. REFER TO SUPPLEMENTAL PLANTING DETAILS FOR ADDITIONAL PRUNING REQUIREMENTS.
- REMOVE ALL NURSERY TAGS, PLASTIC OR METAL, AND ANY PLASTIC OR BURLAP WRAPPINGS ON TRUNK.
- TIES SHALL BE GREEN ARBOR TIE OR APPROVED EQUAL. TIES SHALL FORM A LOOSE LOOP AROUND THE STAKE AND LOOP IN A FIGURE '8' AROUND THE TRUNK OF THE TREE. SECURE ARBOR TIE TO THE STAKE USING 1" GALVANIZED ROOFING NAIL.
- 2 - 50mm X 50mm X 2400mm WOOD STAKES, TYPICAL. STAKES TO BE INSTALLED WITH 1400mm ABOVE GRADE AND CLEAR OF ALL BRANCHES. TWO STAKES PER TREE TO BE ALIGNED WITH PREVAILING WIND, OR PARALLEL TO ROAD ON BOULEVARD SITES. DO NOT DRIVE STAKES THROUGH ROOTBALL.
- 100mm DIA. - 450mm LENGTH BLACK CORRUGATED DRAIN PIPE FOR RODENT/WEED TRIMMER PROTECTION. TO BE INSTALLED AROUND BASE OF TRUNK PRIOR TO SPREADING MULCH. (FOR PARK, SCHOOL, COMMERCIAL AND OPEN SPACE FRONTAGE).
- 75mm DEPTH (MIN.) CHIPPED PINE BARK MULCH, OR AS SPEC., MULCH TO BE BAKED WITH NO FOREIGN CONTAMINANTS, AND NATURAL WITH NO ARTIFICIAL COLOURS.
- 100mm HT. X 200mm WIDE DIAMETER SAUCER AROUND PERIMETER OF TREE PIT.
- TRIM GRASS AWAY FROM TREE TRUNK MIN. 500mm.
- FINISHED GRADE
- SOIL DEPTH REQUIREMENTS
300mm (12 INCHES): THROUGHOUT PARK
750mm (30 INCHES): FOR DESIGNATED SHRUB OR TREE PLANTING BEDS
- CUT AND LAY BACK UNTREATED BURLAP 1/3 FROM THE TOP OF THE ROOTBALL, AND REMOVE WIRE BASKET COMPLETELY BEFORE BACKFILLING WITHOUT DAMAGING THE ROOTS.
- 30 CUBIC METRES OF SOIL AMENDED TO TOWN'S SPECIFICATIONS.
- EXCAVATE TREE PIT MIN. 300mm WIDER THAN THE DIAMETER OF THE ROOTBALL. BACKFILL WITH NATIVE OR AMENDED SOIL OR IMPORTED GROWING MEDIUM AS SPEC. SCARIFY SIDES AND BOTTOM OF PIT. DO NOT ALLOW AIR POCKETS WHEN BACKFILLING.
- 150mm DEPTH MOUND OF COMPACTED TOPSOIL TO PREVENT SETTLEMENT.
COMPACTED SUBGRADE
- SCARIFY EXISTING SOIL AROUND PERIMETER OF PIT TO A MIN. DEPTH OF 100mm.

NOTES:

1. ALL DIMENSIONS ARE IN MILLIMETRES.
2. DO NOT SCALE DRAWINGS.
3. TOPSOIL IN PLANTING AREAS SHOULD BE COMPACTED TO 75-80% SPD or 300 PSI (MAXIMUM 150mm LIFTS).
4. ALL PLANT MATERIAL TO BE COVERED DURING TRANSPORTATION AND AN ANTI-DESSICANT SHALL BE APPLIED PRIOR TO SHIPMENT TO PREVENT MOISTURE LOSS. ALL USE OF ANTI-DESSICANT IS SUBJECT TO TOWN APPROVAL.
5. MAXIMUM ALLOWABLE DEGREE OF LEAN FOR A TREE IS <25 DEGREES.
6. DAMAGED PLANT MATERIAL WILL NOT BE ACCEPTABLE. ALL TREES NOT MEETING TOWN OF OAKVILLE PLANTING REQUIREMENTS WILL BE REMOVED AND REPLACED AT NO EXPENSE TO THE TOWN OF OAKVILLE.
7. ALL TREATED OR SYNTHETIC BURLAP WRAPPINGS TO BE REMOVED COMPLETELY. ALL TWINE LEFT ON BURLAP TO BE BIODEGRADABLE.
8. CONTAINER GROWN STOCK SHALL HAVE AN INCREASED WATERING REGIMEN TO HELP PREVENT MOISTURE LOSS. CONTAINERS TO BE REMOVED IN FULL PRIOR TO INSTALLATION. SIDES TO BE LOOSENED UP SLIGHTLY PRIOR TO INSTALLATION TO ENCOURAGE ROOT GROWTH.
9. NO OPEN TREE PITS OR EXCAVATIONS, OR PLANT MATERIAL SHALL BE LEFT ON SITE OVERNIGHT.
10. ALL TREES 70mm CALIPER OR LESS SHALL BE STAKED. STAKES TO BE REMOVED AT THE CLOSE OF THE SECOND GROWING SEASON OR UPON THE EXPIRATION OF THE WARRANTY PERIOD.
11. SAUCER TO BE SOAKED WITH WATER AND MULCHED IMMEDIATELY FOLLOWING PLANTING.
12. CONTRACTOR TO TEST EXISTING AND EXCAVATED SOIL TO DETERMINE IF IT IS AN ACCEPTABLE GROWING MEDIUM, OR IF AMENDMENT IS REQUIRED PRIOR TO BACKFILLING, UNLESS OTHERWISE DIRECTED BY THE CONTRACT ADMINISTRATOR. REFER TO SPECIFICATIONS FOR FURTHER INFORMATION ON TESTING REQUIREMENTS.
13. ALL TREES REQUIRE A MINIMUM OF 30 CUBIC METRES OF PLANTING SOIL.
14. SEE SPECIFICATIONS FOR FURTHER REQUIREMENTS RELATED TO THIS DETAIL.

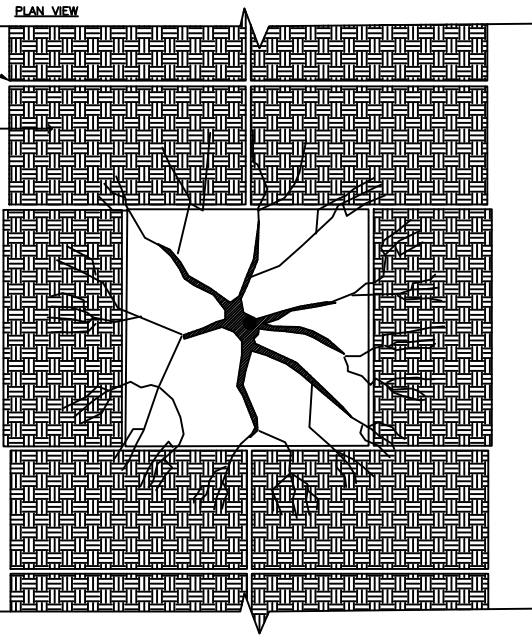
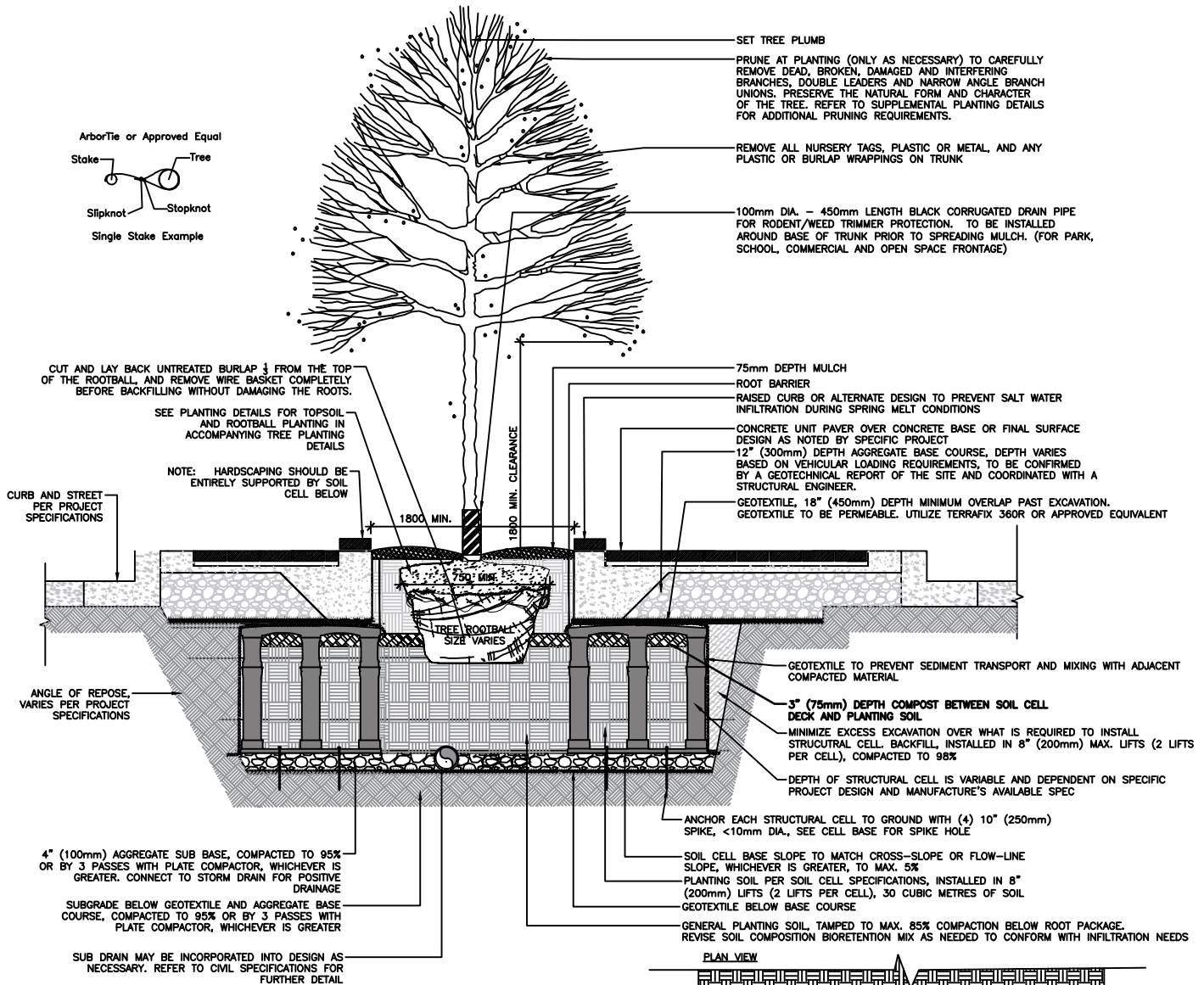
Std. Name Deciduous Tree Parks	Revision:	Revision Date: May 2019
	Scale: NTS	Std. Number: 2A



NOTES:

1. ALL DIMENSIONS ARE IN MILLIMETRES.
2. DO NOT SCALE DRAWINGS.
3. TOPSOIL IN PLANTING AREAS SHOULD BE COMPACTED TO 75-80% SPD OR 300 PSI (MAXIMUM 150mm LIFTS).
4. ALL PLANT MATERIAL TO BE COVERED DURING TRANSPORTATION AND AN ANTI-DESSICANT SHALL BE APPLIED PRIOR TO SHIPMENT TO PREVENT MOISTURE LOSS.
5. MAXIMUM ALLOWABLE DEGREE OF LEAN FOR A TREE IS <25 DEGREES.
6. DAMAGED PLANT MATERIAL WILL NOT BE ACCEPTABLE. ALL TREES NOT MEETING TOWN OF OAKVILLE PLANTING REQUIREMENTS WILL BE REMOVED AND REPLACED AT NO EXPENSE TO THE TOWN OF OAKVILLE.
7. CONTAINER GROWN STOCK SHALL HAVE AN INCREASED WATERING REGIMEN TO HELP PREVENT MOISTURE LOSS. CONTAINERS TO BE REMOVED IN FULL PRIOR TO INSTALLATION. SIDES TO BE LOOSENED UP SLIGHTLY PRIOR TO INSTALLATION TO ENCOURAGE ROOT GROWTH.
8. NO OPEN TREE PITS OR EXCAVATIONS, OR PLANT MATERIAL SHALL BE LEFT ON SITE OVERNIGHT.
9. ALL TREES 70mm CALIPER OR LESS SHALL BE STAKED. STAKES TO BE REMOVED AT THE CLOSE OF THE SECOND GROWING SEASON OR UPON THE EXPIRATION OF THE WARRANTY PERIOD.
10. SAUCER TO BE SOAKED WITH WATER AND MULCHED IMMEDIATELY FOLLOWING PLANTING.
11. CONTRACTOR TO TEST EXISTING AND EXCAVATED SOIL TO DETERMINE IF IT IS AN ACCEPTABLE GROWING MEDIUM, OR IF AMENDMENT IS REQUIRED PRIOR TO BACKFILLING, UNLESS OTHERWISE DIRECTED BY THE CONTRACT ADMINISTRATOR. REFER TO SPECIFICATIONS FOR FURTHER INFORMATION ON TESTING REQUIREMENTS.
12. ALL TREES REQUIRE A MINIMUM OF 30 CUBIC METRES OF PLANTING SOIL.
13. MIN. 3m DISTANCE FROM OTHER INFRASTRUCTURE.
14. SEE SPECIFICATIONS FOR FURTHER REQUIREMENTS RELATED TO THIS DETAIL.

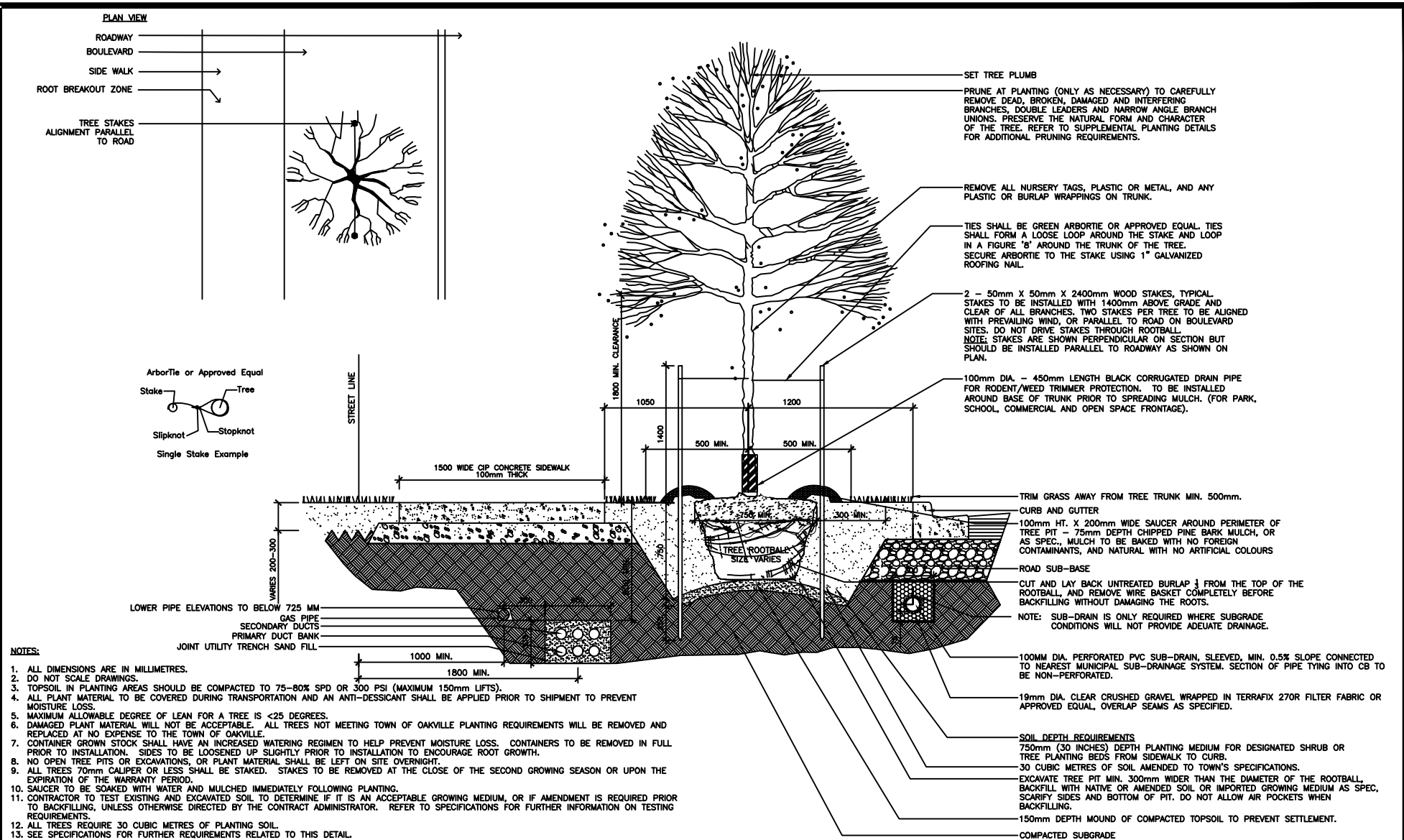
Std. Name Tree Planting in Typical Parking Lot Island	Revision:	Revision Date: May 2019
	Scale: NTS	Std. Number: 3A



NOTES:

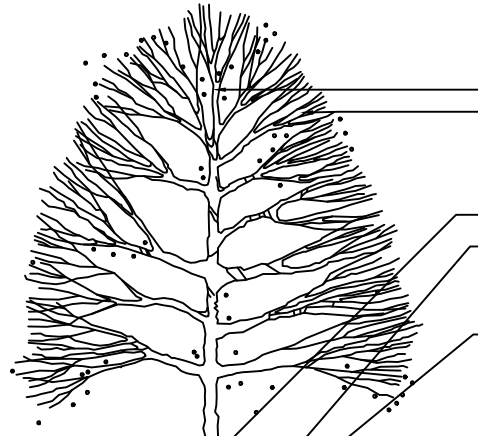

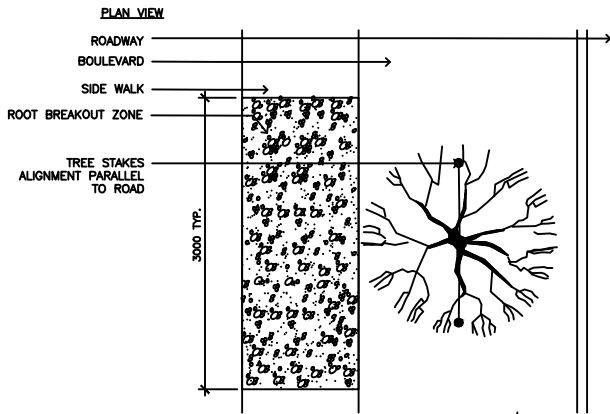
1. ALL DIMENSIONS ARE IN MILLIMETRES.
2. DO NOT SCALE DRAWINGS.
3. TOPSOIL IN PLANTING AREAS SHOULD BE COMPACTED TO 80-85% SPD (MAXIMUM 150mm LIFTS).
4. ALL PLANT MATERIAL TO BE COVERED DURING TRANSPORTATION AND AN ANTI-DESSICANT SHALL BE APPLIED PRIOR TO SHIPMENT TO PREVENT MOISTURE LOSS.
5. MAXIMUM ALLOWABLE DEGREE OF LEAN FOR A TREE IS <25 DEGREES.
6. DAMAGED PLANT MATERIAL WILL NOT BE ACCEPTABLE. ALL TREES NOT MEETING TOWN OF OAKVILLE PLANTING REQUIREMENTS WILL BE REMOVED AND REPLACED AT NO EXPENSE TO THE TOWN OF OAKVILLE.
7. CONTAINER GROWN STOCK SHALL HAVE AN INCREASED WATERING REGIMEN TO HELP PREVENT MOISTURE LOSS. CONTAINERS TO BE REMOVED IN FULL PRIOR TO INSTALLATION. SIDES TO BE LOOSENEED UP SLIGHTLY PRIOR TO INSTALLATION TO ENCOURAGE ROOT GROWTH.
8. NO OPEN TREE PITS OR EXCAVATIONS, OR PLANT MATERIAL SHALL BE LEFT ON SITE OVERNIGHT.
9. ALL TREES 70mm CALIPER OR LESS SHALL BE STAKED. STAKES TO BE REMOVED AT THE CLOSE OF THE SECOND GROWING SEASON OR UPON THE EXPIRATION OF THE WARRANTY PERIOD.
10. SAUCER TO BE SOAKED WITH WATER AND MULCHED IMMEDIATELY FOLLOWING PLANTING.
11. FOR TREE REPLACEMENTS: CONTRACTOR TO TEST EXISTING AND EXCAVATED SOIL TO DETERMINE IF IT IS AN ACCEPTABLE GROWING MEDIUM, OR IF AMENDMENT IS REQUIRED PRIOR TO BACKFILLING, UNLESS OTHERWISE DIRECTED BY THE CONTRACT ADMINISTRATOR. ALL TREES REQUIRE 30 CUBIC METRES OF PLANTING SOIL UNLESS OTHERWISE DIRECTED.
12. STAKE AS REQUIRED.
13. ADAPTED FROM DEEPROOT DETAILS FOR THE SILVA CELL PRODUCT, REFER TO MANUFACTURER'S WEBSITE FOR ADDITIONAL BEST MANAGEMENT PRACTICES IF COMPONENTS DEVIATE FROM WHAT IS DEPICTED.
14. DUE TO THE VARIABILITY IS SOIL CELL DESIGN, USE OF A DIFFERENT PRODUCT WILL REQUIRE CONSULTATION WITH MANUFACTURE AND SIGNIFICANT CHANGES IN DESIGN

Std. Name Tree Planting in Typical Streetscape Using Soil Cells	Revision:	Revision Date: November 2022
	Scale: NTS	Std. Number: 4A



- NOTES:**
1. ALL DIMENSIONS ARE IN MILLIMETRES.
 2. DO NOT SCALE DRAWINGS.
 3. TOPSOIL IN PLANTING AREAS SHOULD BE COMPACTED TO 75-80% SPD OR 300 PSI (MAXIMUM 150mm LIFTS).
 4. ALL PLANT MATERIAL TO BE COVERED DURING TRANSPORTATION AND AN ANTI-DESSICANT SHALL BE APPLIED PRIOR TO SHIPMENT TO PREVENT MOISTURE LOSS.
 5. MAXIMUM ALLOWABLE DEGREE OF LEAN FOR A TREE IS <25 DEGREES.
 6. DAMAGED PLANT MATERIAL WILL NOT BE ACCEPTABLE. ALL TREES NOT MEETING TOWN OF OAKVILLE PLANTING REQUIREMENTS WILL BE REMOVED AND REPLACED AT NO EXPENSE TO THE TOWN OF OAKVILLE.
 7. CONTAINER GROWN STOCK SHALL HAVE AN INCREASED WATERING REGIMEN TO HELP PREVENT MOISTURE LOSS. CONTAINERS TO BE REMOVED IN FULL PRIOR TO INSTALLATION. SIDES TO BE LOOSENEED UP SLIGHTLY PRIOR TO INSTALLATION TO ENCOURAGE ROOT GROWTH.
 8. NO OPEN TREE PITS OR EXCAVATIONS, OR PLANT MATERIAL SHALL BE LEFT ON SITE OVERNIGHT.
 9. ALL TREES 70mm CALIPER OR LESS SHALL BE STAKED. STAKES TO BE REMOVED AT THE CLOSE OF THE SECOND GROWING SEASON OR UPON THE EXPIRATION OF THE WARRANTY PERIOD.
 10. SAUCER TO BE SOAKED WITH WATER AND MULCHED IMMEDIATELY FOLLOWING PLANTING.
 11. CONTRACTOR TO TEST EXISTING AND EXCAVATED SOIL TO DETERMINE IF IT IS AN ACCEPTABLE GROWING MEDIUM, OR IF AMENDMENT IS REQUIRED PRIOR TO BACKFILLING, UNLESS OTHERWISE DIRECTED BY THE CONTRACT ADMINISTRATOR. REFER TO SPECIFICATIONS FOR FURTHER INFORMATION ON TESTING REQUIREMENTS.
 12. ALL TREES REQUIRE 30 CUBIC METRES OF PLANTING SOIL.
 13. SEE SPECIFICATIONS FOR FURTHER REQUIREMENTS RELATED TO THIS DETAIL.

Std. Name	Revision:	Revision Date:
	A.A	May 2019
2.25m Wide Public Boulevard Tree Planting Detail	Scale:	Std. Number:
	NTS	5A



SET TREE PLUMB

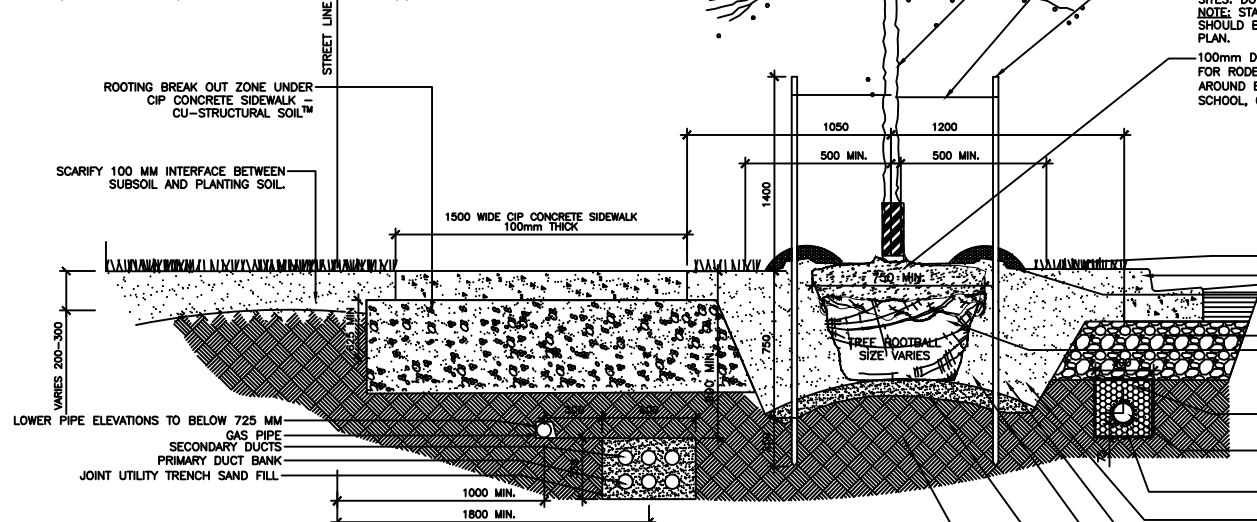
PRUNE AT PLANTING (ONLY AS NECESSARY) TO CAREFULLY REMOVE DEAD, BROKEN, DAMAGED AND INTERFERING BRANCHES, DOUBLE LEADERS AND NARROW ANGLE BRANCH UNIONS. PRESERVE THE NATURAL FORM AND CHARACTER OF THE TREE. REFER TO SUPPLEMENTAL PLANTING DETAILS FOR ADDITIONAL PRUNING REQUIREMENTS.

REMOVE ALL NURSERY TAGS, PLASTIC OR METAL, AND ANY PLASTIC OR BURLAP WRAPPINGS ON TRUNK.

TIES SHALL BE GREEN ARBOR TIE OR APPROVED EQUAL. TIES SHALL FORM A LOOSE LOOP AROUND THE STAKE AND LOOP IN A FIGURE '8' AROUND THE TRUNK OF THE TREE. SECURE ARBOR TIE TO THE STAKE USING 1" GALVANIZED ROOFING NAIL.

2 - 50mm X 50mm X 2400mm WOOD STAKES, TYPICAL. STAKES TO BE INSTALLED WITH 1400mm ABOVE GRADE AND CLEAR OF ALL BRANCHES. TWO STAKES PER TREE TO BE ALIGNED WITH PREVAILING WIND, OR PARALLEL TO ROAD ON BOULEVARD SITES. DO NOT DRIVE STAKES THROUGH ROOTBALL. NOTE: STAKES ARE SHOWN PERPENDICULAR TO SECTION BUT SHOULD BE INSTALLED PARALLEL TO ROADWAY AS SHOWN ON PLAN.

100mm DIA. - 450mm LENGTH BLACK CORRUGATED DRAIN PIPE FOR RODENT/WEED TRIMMER PROTECTION. TO BE INSTALLED AROUND BASE OF TRUNK PRIOR TO SPREADING MULCH. (FOR PARK, SCHOOL, COMMERCIAL AND OPEN SPACE FRONTAGE).



TRIM GRASS AWAY FROM TREE TRUNK MIN. 500mm.

CURB AND GUTTER

100mm HT. X 200mm WIDE X 75mm DEPTH SAUCER AROUND PERIMETER OF TREE PIT - CHIPPED PINE BARK MULCH, OR AS SPEC. MULCH TO BE BAKED WITH NO FOREIGN CONTAMINANTS, AND NATURAL WITH NO ARTIFICIAL COLOURS.

ROAD SUB-BASE

CUT AND LAY BACK UNTREATED BURLAP 1/3 FROM THE TOP OF THE ROOTBALL AND REMOVE WIRE BASKET COMPLETELY BEFORE BACKFILLING WITHOUT DAMAGING THE ROOTS.

NOTE: SUB-DRAIN IS ONLY REQUIRED WHERE SUBGRADE CONDITIONS WILL NOT PROVIDE ADEQUATE DRAINAGE.

100MM DIA. PERFORATED PVC SUB-DRAIN, SLEEVED, MIN. 0.5% SLOPE CONNECTED TO NEAREST MUNICIPAL SUB-DRAINAGE SYSTEM. SECTION OF PIPE TYING INTO CB TO BE NON-PERFORATED.

19mm DIA. CLEAR CRUSHED GRAVEL WRAPPED IN TERRAFIX 270R FILTER FABRIC OR APPROVED EQUAL, OVERLAP SEAMS AS SPECIFIED.

SOIL DEPTH REQUIREMENTS

750mm (30 INCHES) DEPTH PLANTING MEDIUM FOR DESIGNATED SHRUB OR TREE PLANTING BEDS FROM SIDEWALK TO CURB

30 CUBIC METRES OF SOIL AMENDED TO TOWN'S SPECIFICATIONS.

EXCAVATE TREE PIT MIN. 300mm WIDER THAN THE DIAMETER OF THE ROOTBALL. BACKFILL WITH AMENDED SOIL OR IMPORTED GROWING MEDIUM AS SPEC. SCARIFY SIDES AND BOTTOM OF PIT. DO NOT ALLOW AIR POCKETS WHEN BACKFILLING.

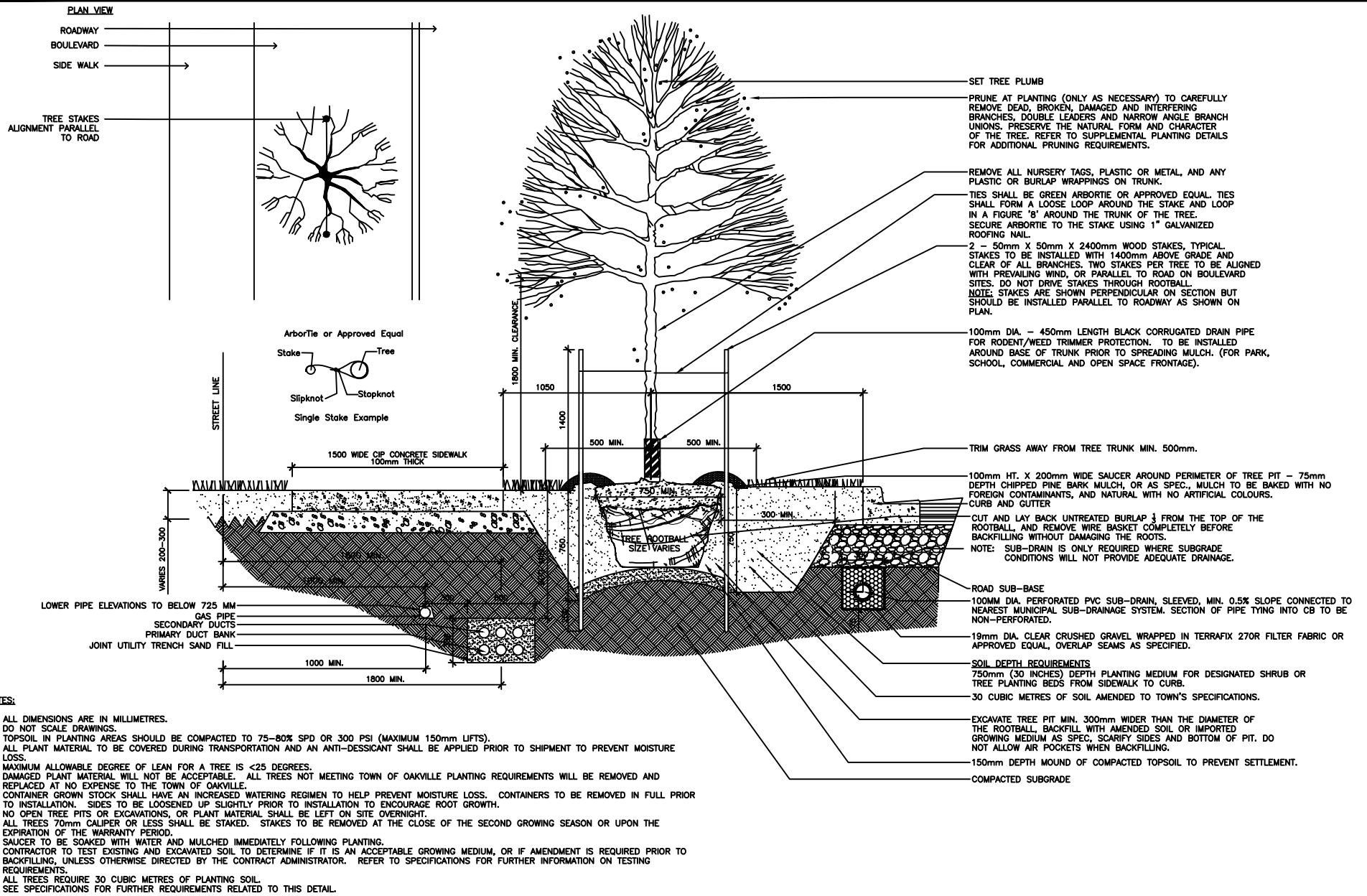
150mm DEPTH MOUND OF COMPACTED TOPSOIL TO PREVENT SETTLEMENT.

COMPACTED SUBGRADE

NOTES:

1. ALL DIMENSIONS ARE IN MILLIMETRES.
2. DO NOT SCALE DRAWINGS.
3. TOPSOIL IN PLANTING AREAS SHOULD BE COMPACTED TO 75-80% SPD OR 300 PSI (MAXIMUM 150mm LIFTS).
4. ALL PLANT MATERIAL TO BE COVERED DURING TRANSPORTATION AND AN ANTI-DESSICANT SHALL BE APPLIED PRIOR TO SHIPMENT TO PREVENT MOISTURE LOSS.
5. MAXIMUM ALLOWABLE DEGREE OF LEAN FOR A TREE IS <25 DEGREES.
6. DAMAGED PLANT MATERIAL WILL NOT BE ACCEPTABLE. ALL TREES NOT MEETING TOWN OF OAKVILLE PLANTING REQUIREMENTS WILL BE REMOVED AND REPLACED AT NO EXPENSE TO THE TOWN OF OAKVILLE.
7. CONTAINER GROWN STOCK SHALL HAVE AN INCREASED WATERING REGIMEN TO HELP PREVENT MOISTURE LOSS. CONTAINERS TO BE REMOVED IN FULL PRIOR TO INSTALLATION. SIDES TO BE LOOSENED UP SLIGHTLY PRIOR TO INSTALLATION TO ENCOURAGE ROOT GROWTH.
8. NO OPEN TREE PITS OR EXCAVATIONS, OR PLANT MATERIAL SHALL BE LEFT ON SITE OVERNIGHT.
9. ALL TREES 70mm CALIPER OR LESS SHALL BE STAKED. STAKES TO BE REMOVED AT THE CLOSE OF THE SECOND GROWING SEASON OR UPON THE EXPIRATION OF THE WARRANTY PERIOD.
10. SAUCER TO BE SOAKED WITH WATER AND MULCHED IMMEDIATELY FOLLOWING PLANTING.
11. CONTRACTOR TO TEST EXISTING AND EXCAVATED SOIL TO DETERMINE IF IT IS AN ACCEPTABLE GROWING MEDIUM, OR IF AMENDMENT IS REQUIRED PRIOR TO BACKFILLING, UNLESS OTHERWISE DIRECTED BY THE CONTRACT ADMINISTRATOR. REFER TO SPECIFICATIONS FOR FURTHER INFORMATION ON TESTING REQUIREMENTS.
12. ALL TREES REQUIRE 30 CUBIC METRES OF PLANTING SOIL.
13. SEE SPECIFICATIONS FOR FURTHER REQUIREMENTS RELATED TO THIS DETAIL.

Std. Name	2.25m Wide Public Boulevard Tree Planting Detail Using Breakout Zone		Revision:	Revision Date:
			Scale:	Std. Number:
			NTS	5B



NOTES:

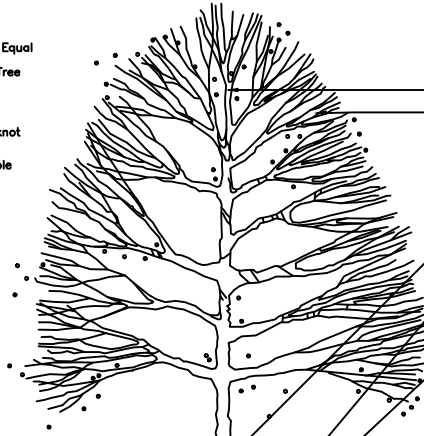

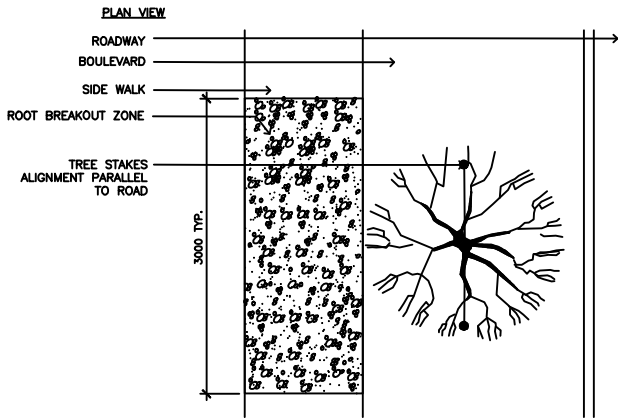
1. ALL DIMENSIONS ARE IN MILLIMETRES.
2. DO NOT SCALE DRAWINGS.
3. TOPSOIL IN PLANTING AREAS SHOULD BE COMPACTED TO 75-80% SPD OR 300 PSI (MAXIMUM 150mm LIFTS).
4. ALL PLANT MATERIAL TO BE COVERED DURING TRANSPORTATION AND AN ANTI-DESSICANT SHALL BE APPLIED PRIOR TO SHIPMENT TO PREVENT MOISTURE LOSS.
5. MAXIMUM ALLOWABLE DEGREE OF LEAN FOR A TREE IS <25 DEGREES.
6. DAMAGED PLANT MATERIAL WILL NOT BE ACCEPTABLE. ALL TREES NOT MEETING TOWN OF OAKVILLE PLANTING REQUIREMENTS WILL BE REMOVED AND REPLACED AT NO EXPENSE TO THE TOWN OF OAKVILLE.
7. CONTAINER GROWN STOCK SHALL HAVE AN INCREASED WATERING REGIMEN TO HELP PREVENT MOISTURE LOSS. CONTAINERS TO BE REMOVED IN FULL PRIOR TO INSTALLATION. SIDES TO BE LOOSENED UP SLIGHTLY PRIOR TO INSTALLATION TO ENCOURAGE ROOT GROWTH.
8. NO OPEN TREE PITS OR EXCAVATIONS, OR PLANT MATERIAL SHALL BE LEFT ON SITE OVERNIGHT.
9. ALL TREES 70mm CALIPER OR LESS SHALL BE STAKED. STAKES TO BE REMOVED AT THE CLOSE OF THE SECOND GROWING SEASON OR UPON THE EXPIRATION OF THE WARRANTY PERIOD.
10. SAUCER TO BE SOAKED WITH WATER AND MULCHED IMMEDIATELY FOLLOWING PLANTING.
11. CONTRACTOR TO TEST EXISTING AND EXCAVATED SOIL TO DETERMINE IF IT IS AN ACCEPTABLE GROWING MEDIUM, OR IF AMENDMENT IS REQUIRED PRIOR TO BACKFILLING, UNLESS OTHERWISE DIRECTED BY THE CONTRACT ADMINISTRATOR. REFER TO SPECIFICATIONS FOR FURTHER INFORMATION ON TESTING REQUIREMENTS.
12. ALL TREES REQUIRE 30 CUBIC METRES OF PLANTING SOIL.
13. SEE SPECIFICATIONS FOR FURTHER REQUIREMENTS RELATED TO THIS DETAIL.

Std. Name

2.55m Wide Public Boulevard Tree Planting Detail

Revision: Revision Date:
May 2019

Scale: Std. Number:
NTS 5C



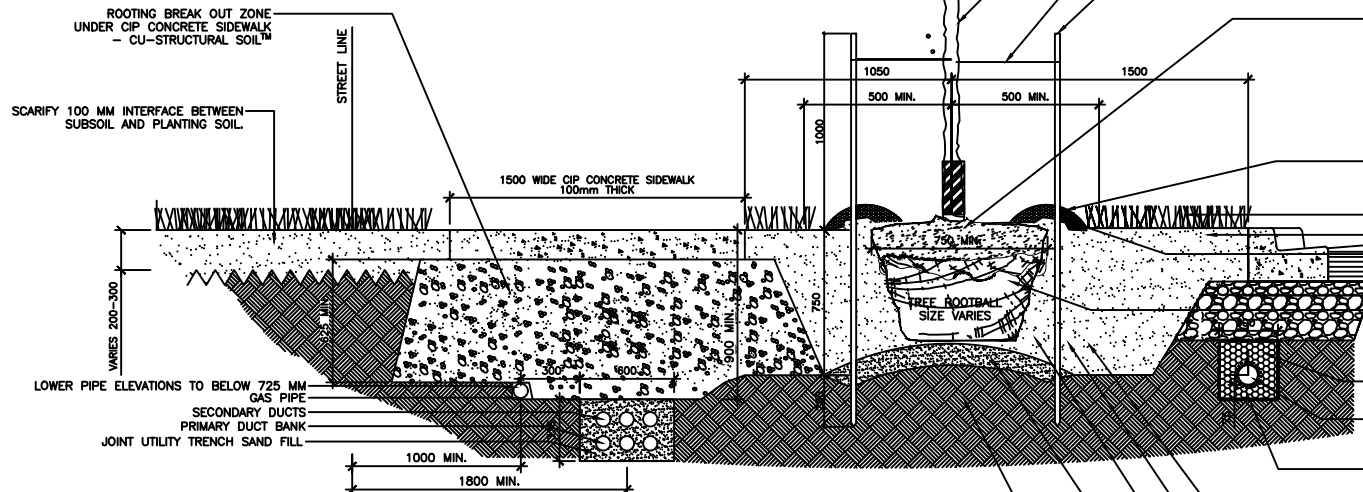
REMOVE ALL NURSERY TAGS, PLASTIC OR METAL, AND ANY PLASTIC OR BURLAP WRAPPINGS ON TRUNK.

TIES SHALL BE GREEN ARBORTIE OR APPROVED EQUAL. TIES SHALL FORM A LOOSE LOOP AROUND THE STAKE AND LOOP IN A FIGURE '8' AROUND THE TRUNK OF THE TREE.

SECURE ARBORTIE TO THE STAKE USING 1" GALVANIZED ROOFING NAIL.

2 - 50mm X 50mm X 2400mm WOOD STAKES, TYPICAL. STAKES TO BE INSTALLED WITH 1400mm ABOVE GRADE AND CLEAR OF ALL BRANCHES. TWO STAKES PER TREE TO BE ALIGNED WITH PREVAILING WIND, OR PARALLEL TO ROAD ON BOULEVARD SITES. DO NOT DRIVE STAKES THROUGH ROOTBALL.

NOTE: STAKES ARE SHOWN PERPENDICULAR ON SECTION BUT SHOULD BE INSTALLED PARALLEL TO ROADWAY AS SHOWN ON PLAN.



NOTES:

1. ALL DIMENSIONS ARE IN MILLIMETRES.
2. DO NOT SCALE DRAWINGS.
3. TOPSOIL IN PLANTING AREAS SHOULD BE COMPACTED TO 75-80% SPD OR 300 PSI (MAXIMUM 150mm LIFTS).
4. ALL PLANT MATERIAL TO BE COVERED DURING TRANSPORTATION AND AN ANTI-DESSICANT SHALL BE APPLIED PRIOR TO SHIPMENT TO PREVENT MOISTURE LOSS.
5. MAXIMUM ALLOWABLE DEGREE OF LEAN FOR A TREE IS <25 DEGREES.
6. DAMAGED PLANT MATERIAL WILL NOT BE ACCEPTABLE. ALL TREES NOT MEETING TOWN OF OAKVILLE PLANTING REQUIREMENTS WILL BE REMOVED AND REPLACED AT NO EXPENSE TO THE TOWN OF OAKVILLE.
7. CONTAINER GROWN STOCK SHALL HAVE AN INCREASED WATERING REGIMEN TO HELP PREVENT MOISTURE LOSS. CONTAINERS TO BE REMOVED IN FULL PRIOR TO INSTALLATION. SIDES TO BE LOOSENEED UP SLIGHTLY PRIOR TO INSTALLATION TO ENCOURAGE ROOT GROWTH.
8. NO OPEN TREE PITS OR EXCAVATIONS, OR PLANT MATERIAL SHALL BE LEFT ON SITE OVERNIGHT.
9. ALL TREES 70mm CALIPER OR LESS SHALL BE STAKED. STAKES TO BE REMOVED AT THE CLOSE OF THE SECOND GROWING SEASON OR UPON THE EXPIRATION OF THE WARRANTY PERIOD.
10. SAUCER TO BE SOAKED WITH WATER AND MULCHED IMMEDIATELY FOLLOWING PLANTING.
11. CONTRACTOR TO TEST EXISTING AND EXCAVATED SOIL TO DETERMINE IF IT IS AN ACCEPTABLE GROWING MEDIUM, OR IF AMENDMENT IS REQUIRED PRIOR TO BACKFILLING, UNLESS OTHERWISE DIRECTED BY THE CONTRACT ADMINISTRATOR. REFER TO SPECIFICATIONS FOR FURTHER INFORMATION ON TESTING REQUIREMENTS.
12. ALL TREES REQUIRE 30 CUBIC METRES OF PLANTING SOIL.
13. SEE SPECIFICATIONS FOR FURTHER REQUIREMENTS RELATED TO THIS DETAIL.

100mm DIA. - 450mm LENGTH BLACK CORRUGATED DRAIN PIPE FOR RODENT/WEED TRIMMER PROTECTION. TO BE INSTALLED AROUND BASE OF TRUNK PRIOR TO SPREADING MULCH. (FOR PARK, SCHOOL, COMMERCIAL AND OPEN SPACE FRONTAGE)

75mm DEPTH (MIN.) CHIPPED PINE BARK MULCH, OR AS SPEC., MULCH TO BE BAKED WITH NO FOREIGN CONTAMINANTS, AND NATURAL WITH NO ARTIFICIAL COLOURS.

TRIM GRASS AWAY FROM TREE TRUNK MIN. 600mm.

CURB AND GUTTER

100mm HT. X 200mm WIDE SAUCER AROUND PERIMETER OF TREE PIT.

ROAD SUB-BASE

CUT AND LAY BACK UNTREATED BURLAP 1/2 FROM THE TOP OF THE ROOTBALL, AND REMOVE WIRE BASKET COMPLETELY BEFORE BACKFILLING WITHOUT DAMAGING THE ROOTS.

NOTE: SUB-DRAIN IS ONLY REQUIRED WHERE SUBGRADE CONDITIONS WILL NOT PROVIDE ADEQUATE DRAINAGE.

100MM DIA. PERFORATED PVC SUB-DRAIN, SLEEVED, MIN. 0.5% SLOPE CONNECTED TO NEAREST MUNICIPAL SUB-DRAINAGE SYSTEM. SECTION OF PIPE TYING INTO OB TO BE NON-PERFORATED.

19mm DIA. CLEAR CRUSHED GRAVEL WRAPPED IN TERRAFIX 270R FILTER FABRIC APPROVED EQUAL, OVERLAP SEAMS AS SPECIFIED.

SOIL DEPTH REQUIREMENTS

750mm (30 INCHES) DEPTH PLANTING MEDIUM FOR DESIGNATED SHRUB OR TREE PLANTING BEDS FROM SIDEWALK TO CURB.

30 CUBIC METRES OF SOIL AMENDED TO TOWN'S SPECIFICATIONS.

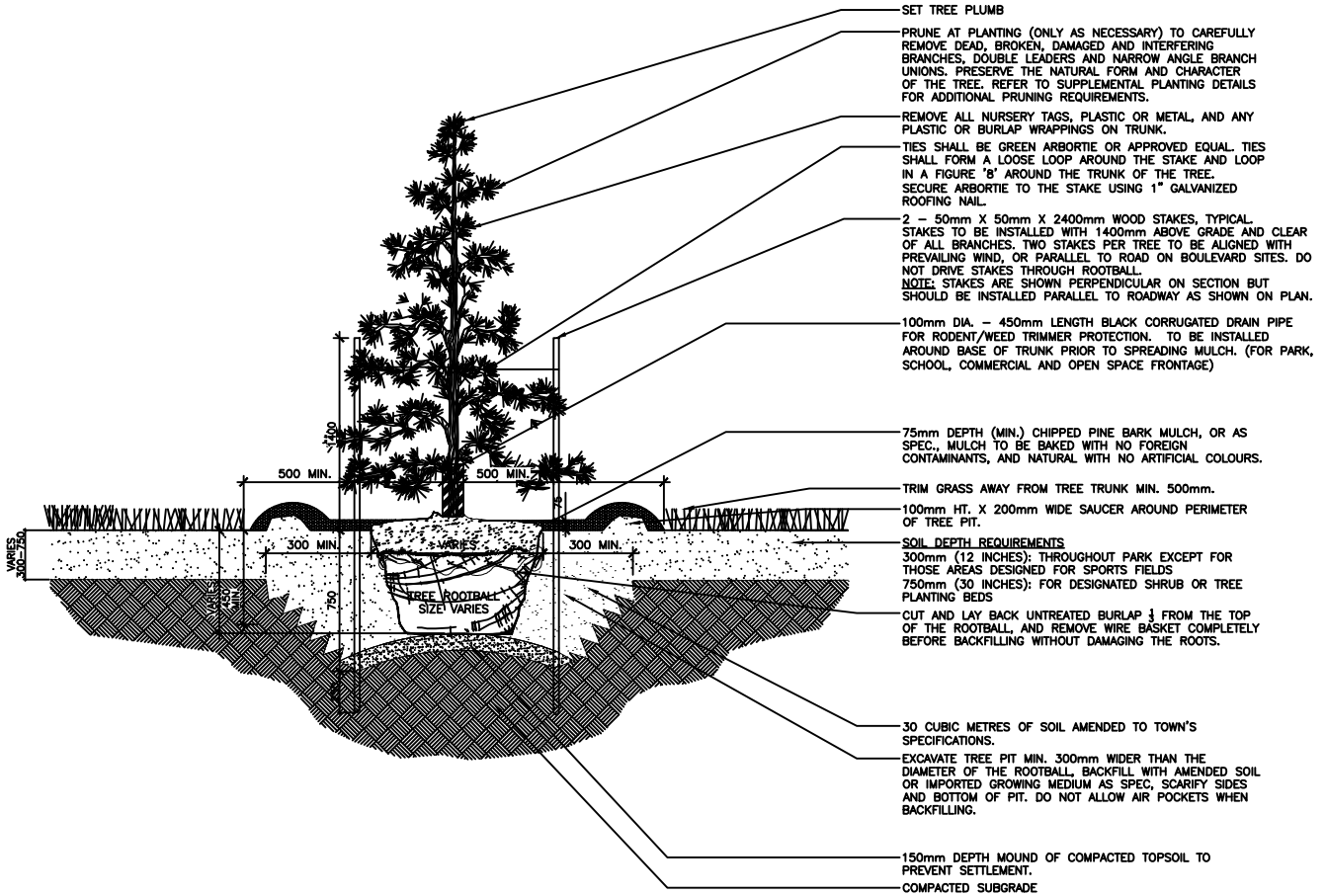
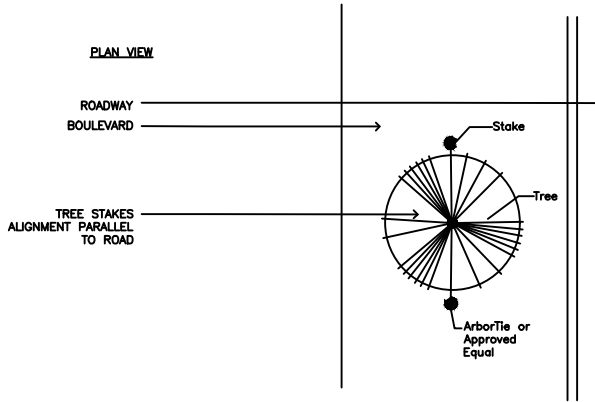
EXCAVATE TREE PIT MIN. 300mm WIDER THAN THE DIAMETER OF THE ROOTBALL, BACKFILL WITH AMENDED SOIL OR IMPORTED GROWING MEDIUM AS SPEC, SCARIFY SIDES AND BOTTOM OF PIT. DO NOT ALLOW AIR POCKETS WHEN BACKFILLING.

150mm DEPTH MOUND OF COMPACTED TOPSOIL TO PREVENT SETTLEMENT.

COMPACTED SUBGRADE

Std. Name	Revision: Revision Date:	
	2.55m Wide Boulevard Tree Planting Detail Using Breakout Zones	
Scale:	Std. Number:	
	NTS	5D



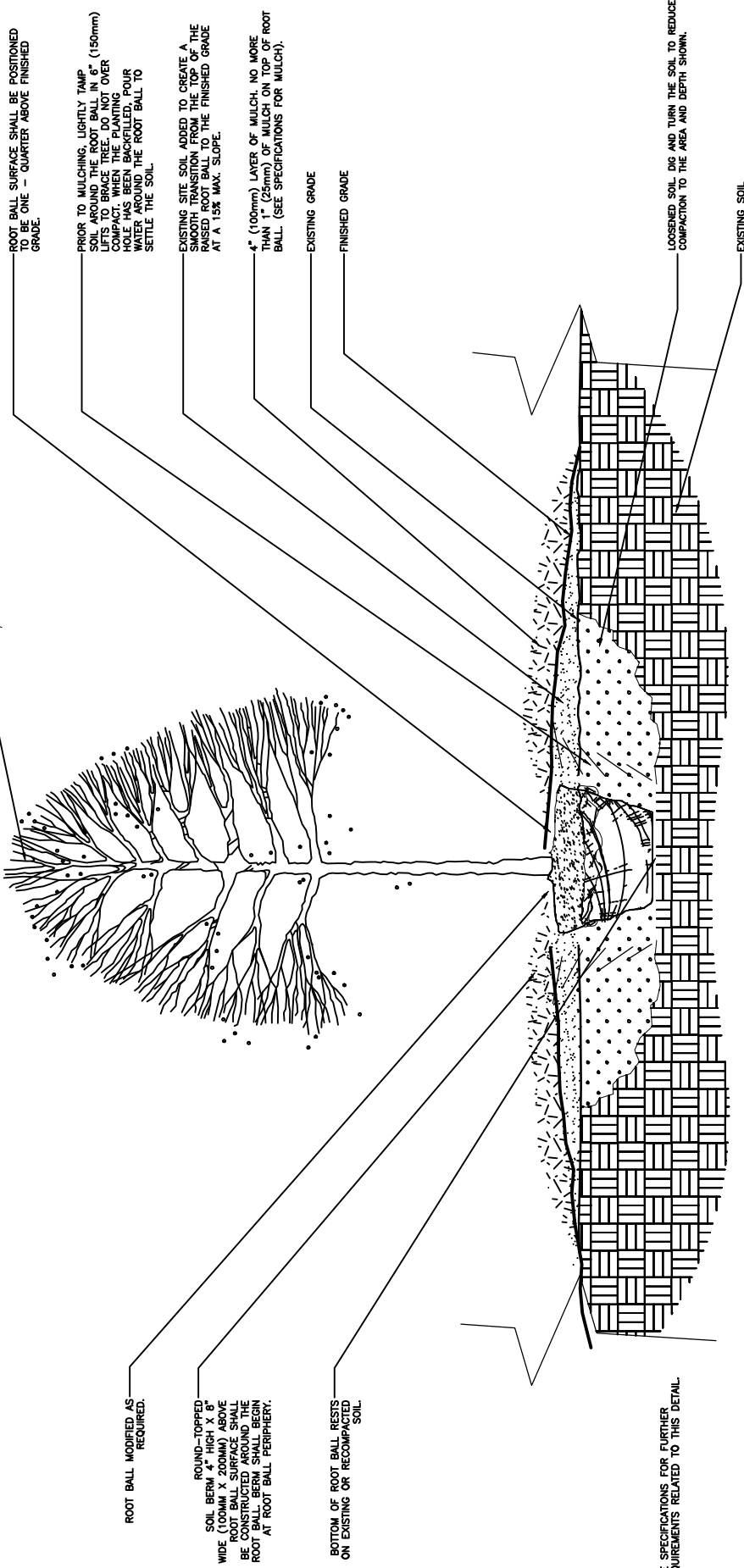


NOTES:

1. ALL DIMENSIONS ARE IN MILLIMETRES.
2. TOPSOIL IN PLANTING AREAS SHOULD BE COMPACTED TO 75-80% SPD OR 300 PSI (MAXIMUM 150mm LIFTS).
3. ALL PLANT MATERIAL TO BE COVERED DURING TRANSPORTATION AND AN ANTI-DESSICANT SHALL BE APPLIED PRIOR TO SHIPMENT TO PREVENT MOISTURE LOSS.
4. MAXIMUM ALLOWABLE DEGREE OF LEAN FOR A TREE IS <25 DEGREES.
5. DAMAGED PLANT MATERIAL WILL NOT BE ACCEPTABLE. ALL TREES NOT MEETING TOWN OF OAKVILLE PLANTING REQUIREMENTS WILL BE REMOVED AND REPLACED AT NO EXPENSE TO THE TOWN OF OAKVILLE.
6. CONTAINER GROWN STOCK SHALL HAVE AN INCREASED WATERING REGIMEN TO HELP PREVENT MOISTURE LOSS. CONTAINERS TO BE REMOVED IN FULL PRIOR TO INSTALLATION. SIDES TO BE LOOSENED UP SLIGHTLY PRIOR TO INSTALLATION TO ENCOURAGE ROOT GROWTH.
7. NO OPEN TREE PITS OR EXCAVATIONS, OR PLANT MATERIAL SHALL BE LEFT ON SITE OVERNIGHT.
8. ALL TREES 70mm CALIPER OR LESS SHALL BE STAKED. STAKES TO BE REMOVED AT THE CLOSE OF THE SECOND GROWING SEASON OR UPON THE EXPIRATION OF THE WARRANTY PERIOD.
9. SAUCER TO BE SOAKED WITH WATER AND MULCHED IMMEDIATELY FOLLOWING PLANTING.
10. CONTRACTOR TO TEST EXISTING AND EXCAVATED SOIL TO DETERMINE IF IT IS AN ACCEPTABLE GROWING MEDIUM, OR IF AMENDMENT IS REQUIRED PRIOR TO BACKFILLING, UNLESS OTHERWISE DIRECTED BY THE CONTRACT ADMINISTRATOR. REFER TO SPECIFICATIONS FOR FURTHER INFORMATION ON TESTING REQUIREMENTS.
11. SEE SPECIFICATIONS FOR FURTHER REQUIREMENTS RELATED TO THIS DETAIL.

Std. Name <h2 style="margin: 0;">Conifer Tree Planting</h2>	Revision:	Revision Date: May 2019
	Scale: NTS	Std. Number: 6A

CENTRAL LEADER. (SEE CROWN OBSERVATIONS DETAIL)



NOTES:
1. SEE SPECIFICATIONS FOR FURTHER REQUIREMENTS RELATED TO THIS DETAIL.

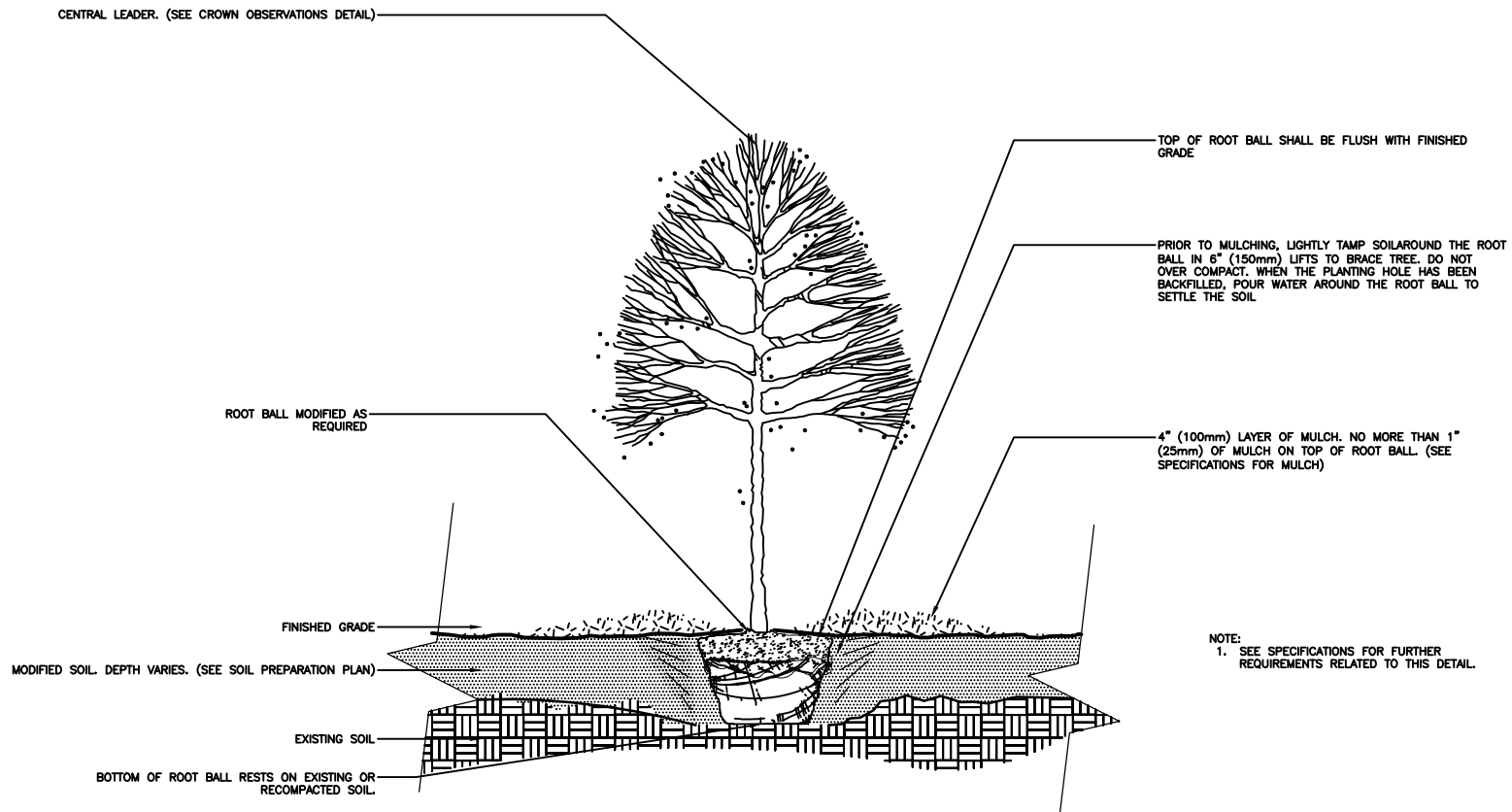
Std. Name

Tree in Poorly Drained Soil

Revision: May 2019
Revision Date:

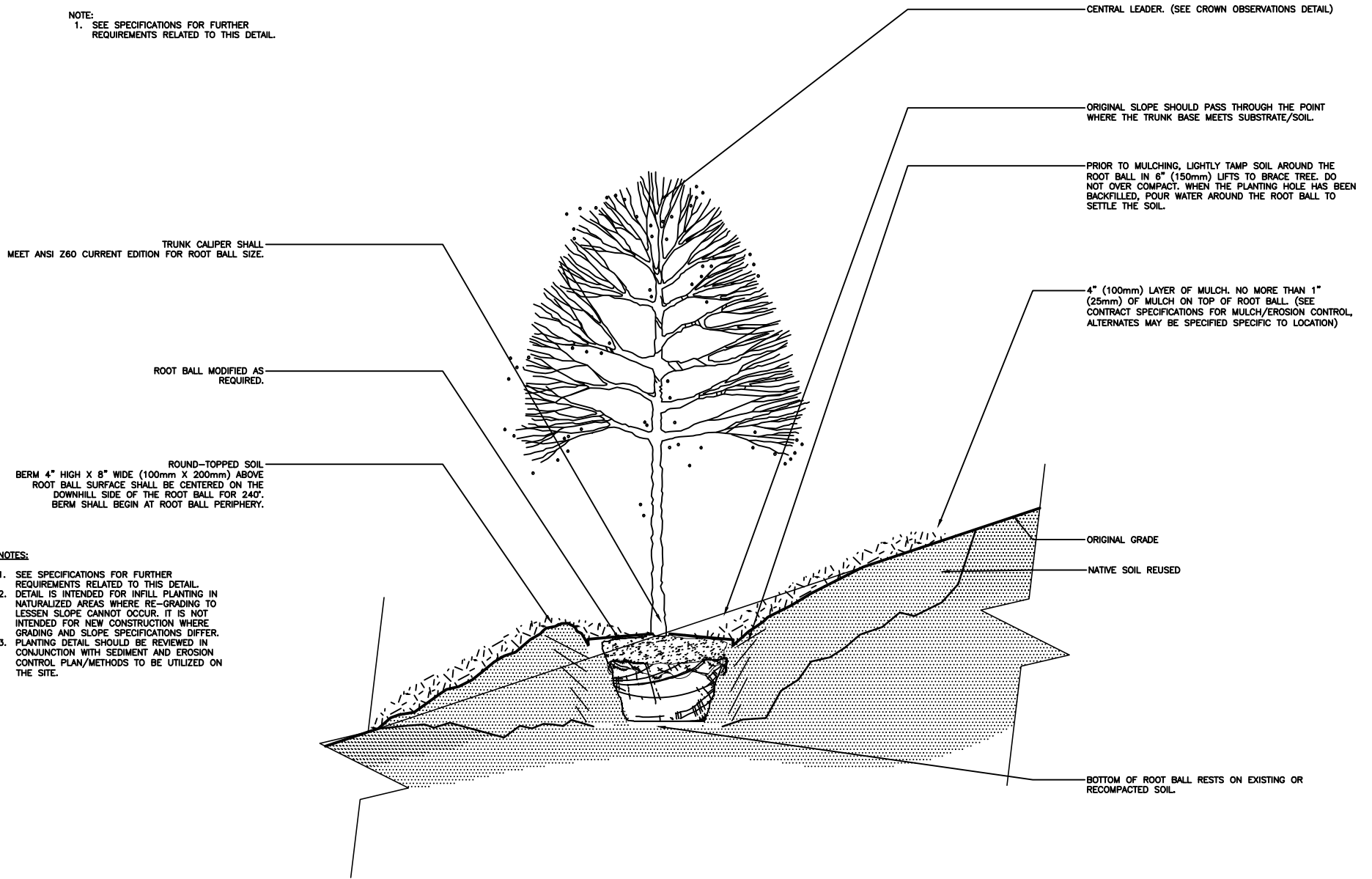
Scale: NTS
Std. Number: 7A





Std. Name Tree With Berm (Existing Soil Modified)	Revision:	Revision Date: May 2019
	Scale: NTS	Std. Number: 7B

NOTE:
1. SEE SPECIFICATIONS FOR FURTHER REQUIREMENTS RELATED TO THIS DETAIL.



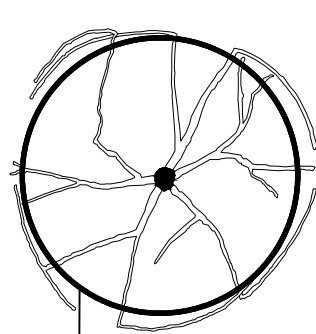
NOTES:

1. SEE SPECIFICATIONS FOR FURTHER REQUIREMENTS RELATED TO THIS DETAIL.
2. DETAIL IS INTENDED FOR INFILL PLANTING IN NATURALIZED AREAS WHERE RE-GRADING TO LESSEN SLOPE CANNOT OCCUR. IT IS NOT INTENDED FOR NEW CONSTRUCTION WHERE GRADING AND SLOPE SPECIFICATIONS DIFFER.
3. PLANTING DETAIL SHOULD BE REVIEWED IN CONJUNCTION WITH SEDIMENT AND EROSION CONTROL PLAN/METHODS TO BE UTILIZED ON THE SITE.

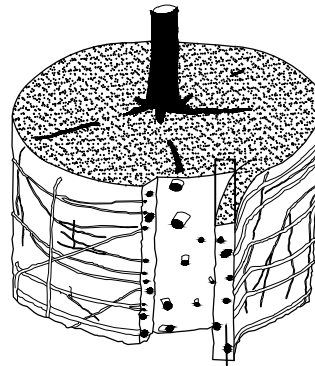
Std. Name Tree On Slope 5% (20:1) To 50% (2:1)	Revision:	Revision Date: November 2022
	Scale: NTS	Std. Number: 7D

NOTES:

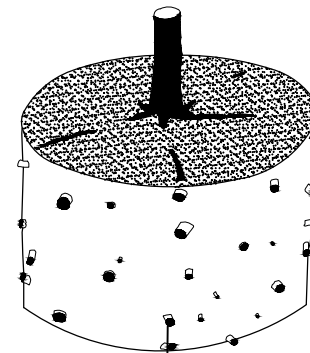
1. SHAVING TO BE CONDUCTED USING A SHARP BLADE OR HAND SAW ELIMINATING NO MORE THAN NEEDED TO REMOVE ALL ROOTS ON THE PERIPHERY OF ROOT BALL.
2. SHAVING CAN BE PERFORMED JUST PRIOR TO PLANTING OR AFTER PLACING IN THE HOLE.



SHAVE ROOT BALL HERE TO REMOVE ALL ROOTS GROWING ON PERIPHERY.



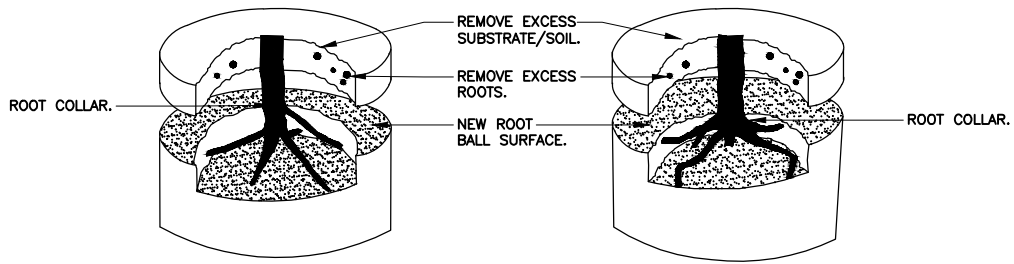
SHAVE OUTER PERIPHERY OF THE ROOT BALL A MAXIMUM OF 2" (50mm) THICK.



ROOT TIPS EXPOSED AT PERIPHERY OF ROOT BALL. ALL ROOTS GROWING AROUND PERIPHERY ARE REMOVED.

Std. Name Root Ball Shaving Container Detail	Revision:	Revision Date: May 2019
	Scale: NTS	Std. Number: 9A

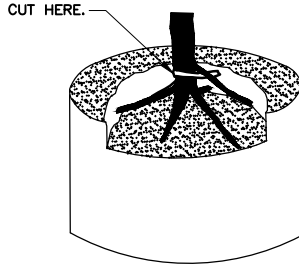
Step 1 - Remove substrate over root collar.



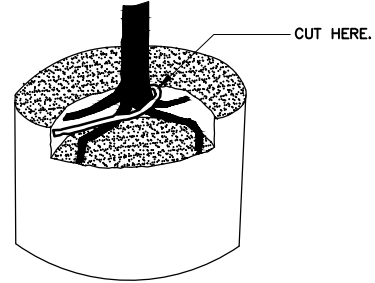
TREE PLANTED TOO DEEPLY IN ROOT BALL. REMOVE EXCESS SUBSTRATE AND ROOTS TO MEET ROOT INSPECTION DETAIL.

TREE PLANTED TOO DEEPLY IN ROOT BALL. REMOVE EXCESS SUBSTRATE AND ROOTS TO MEET ROOT INSPECTION DETAIL.

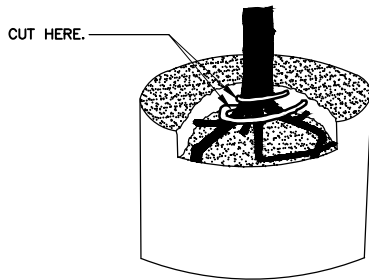
Step 2 - Remove defects.



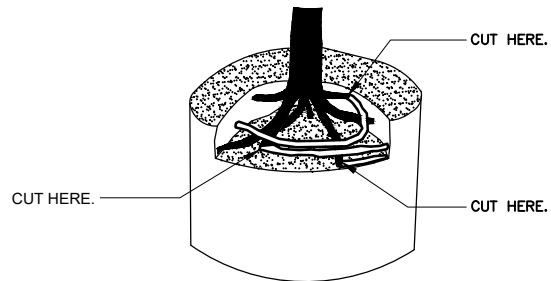
FIVE STRUCTURAL (LARGE) ROOTS SHOWN IN BLACK. REMOVE STRUCTURAL ROOT (WHITE) WRAPPING ROOT COLLAR.



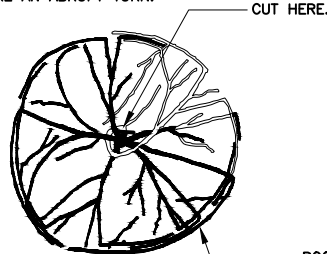
FOUR STRUCTURAL ROOTS SHOWN IN BLACK. REMOVE ROOT (WHITE) GROWING OVER STRUCTURAL ROOTS.



SIX STRUCTURAL ROOTS SHOWN IN BLACK. REMOVE ROOTS (WHITE) GROWING OVER ROOT COLLAR BY CUTTING THEM JUST BEFORE THEY MAKE AN ABRUPT TURN.

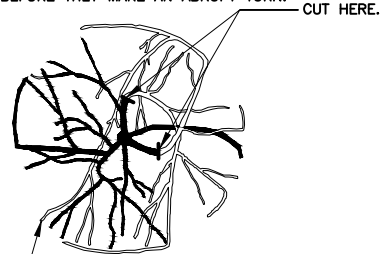


SEVEN STRUCTURAL ROOTS SHOWN IN BLACK. REMOVE STRUCTURAL ROOTS (WHITE) GROWING AROUND OR OVER ROOT COLLAR BY CUTTING THEM JUST BEFORE THEY MAKE AN ABRUPT TURN.



CUT STRUCTURAL ROOT JUST BEFORE IT MAKES ABRUPT TURN. PRUNING CUT SHOULD BE MADE TANGENT (PARALLEL) TO THE TRUNK.

ROOT BALL PERIPHERY.



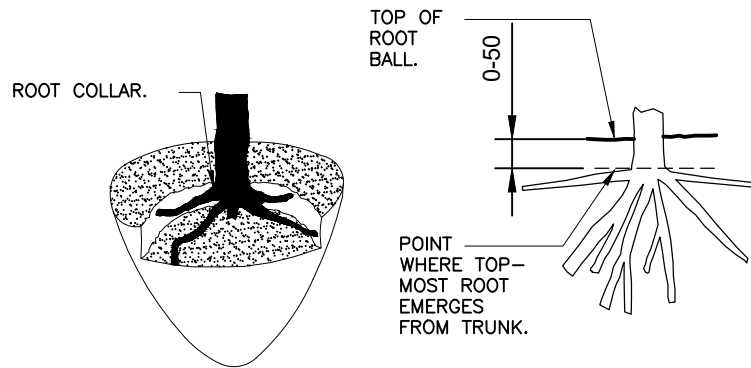
CUT STRUCTURAL ROOTS JUST BEFORE THEY MAKE ABRUPT TURN BY CUTTING TANGENT (PARALLEL) TO THE TRUNK (TWO CUTS SHOWN).

NOTES:

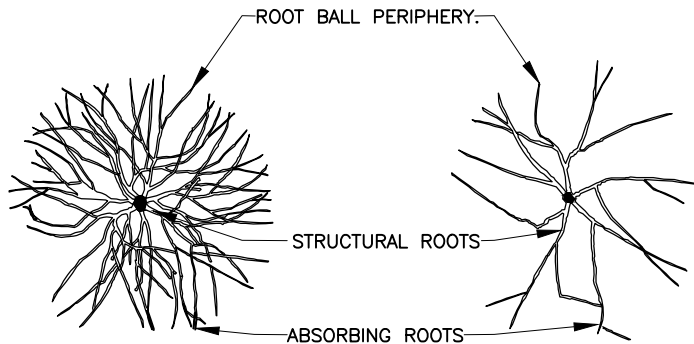
- 1- ALL TREES SHOWN ARE REJECTABLE UNLESS THEY UNDERGO RECOMMENDED CORRECTION.
- 2- FIRST STEP 1, THEN STEP 2. ROOTS AND SOIL MAY BE REMOVED DURING THE CORRECTION PROCESS; SUBSTRATE/SOIL SHALL BE REPLACED AFTER CORRECTION HAS BEEN COMPLETED.
- 3- TREES SHALL MEET ROOT OBSERVATIONS DETAIL FOLLOWING CORRECTION.
- 4- SMALL ROOTS (1/4" [6mm] OR LESS) ON THE PERIPHERY OF THE ROOT BALL ARE COMMON WITH CONTAINER PLANT PRODUCTION. THESE SMALL ROOTS ARE NOT DEFINED AS "DEFECTS" AND CAN BE ADDRESSED AT THE TIME OF INSTALLATION (SEE ROOT BALL SHAVING CONTAINER DETAIL).

Std. Name Root Correction Detail-Container	Revision:	Revision Date: May 2019
	Scale: NTS	Std. Number: 9B

ACCEPTABLE

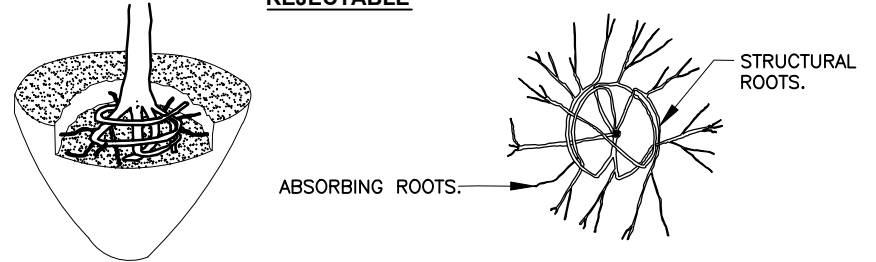


THE POINT WHERE TOP-MOST ROOT(S) EMERGES FROM THE TRUNK (ROOT COLLAR) SHOULD BE WITHIN THE TOP 2" (50mm) OF SUBSTRATE. THE ROOT COLLAR AND THE ROOT BALL INTERIOR SHOULD BE FREE OF DEFECTS INCLUDING CIRCLING, KINKED, ASCENDING, AND STEM GIRDLING ROOTS. STRUCTURAL ROOTS SHALL REACH THE PERIPHERY NEAR THE TOP OF THE ROOT BALL.



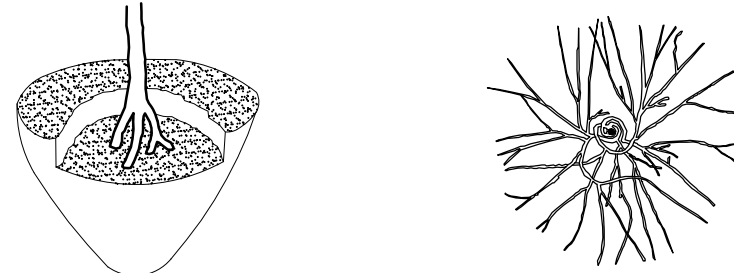
ROOTS RADIATE FROM TRUNK AND REACH SIDE OF ROOT BALL WITHOUT DEFLECTING DOWN OR AROUND.

REJECTABLE



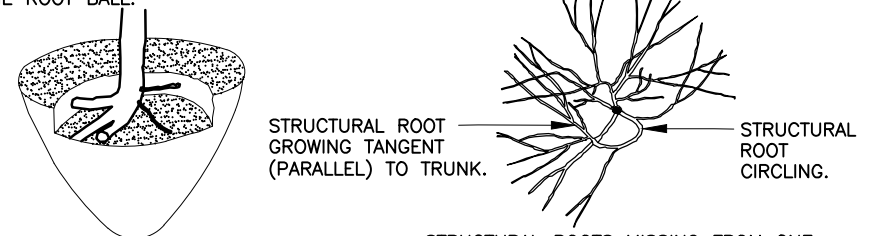
STRUCTURAL ROOTS CIRCLE INTERIOR OF ROOT BALL. NO STRUCTURAL ROOTS ARE HORIZONTAL AND REACH THE ROOT BALL PERIPHERY NEAR THE TOP OF THE ROOT BALL.

ONLY ABSORBING ROOTS REACH THE PERIPHERY NEAR THE TOP OF THE ROOT BALL. STRUCTURAL ROOTS MOSTLY WRAP OR ARE DEFLECTED ON THE ROOT BALL INTERIOR.



STRUCTURAL ROOTS DESCEND INTO ROOT BALL INTERIOR. NO STRUCTURAL ROOTS ARE HORIZONTAL AND REACH THE ROOT BALL PERIPHERY NEAR THE TOP OF THE ROOT BALL.

STRUCTURAL ROOTS CIRCLE AND DO NOT RADIATE FROM THE TRUNK.



STRUCTURAL ROOTS PRIMARILY GROW TO ONE SIDE.

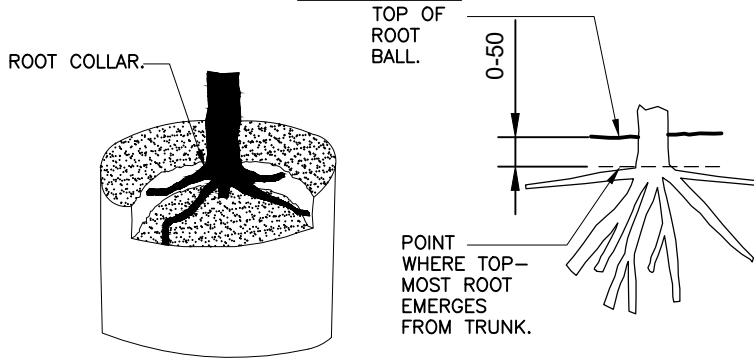
STRUCTURAL ROOTS MISSING FROM ONE SIDE, AND/OR GROW TANGENT TO TRUNK.

NOTES:

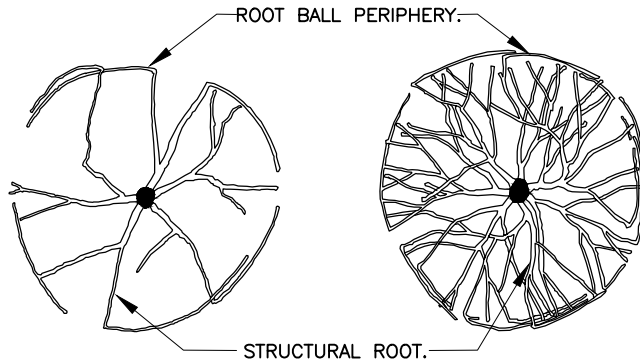
- 1- OBSERVATIONS OF ROOTS SHALL OCCUR PRIOR TO ACCEPTANCE. ROOTS AND SOIL MAY BE REMOVED DURING THE OBSERVATION PROCESS; SUBSTRATE/SOIL SHALL BE REPLACED AFTER THE OBSERVATIONS HAVE BEEN COMPLETED.
- 2- SEE SPECIFICATIONS FOR OBSERVATION PROCESS AND REQUIREMENTS.

Std. Name Root Observation Details-Balled And Burlapped	Revision:	Revision Date: May 2019
	Scale: NTS	Std. Number: 9D

ACCEPTABLE

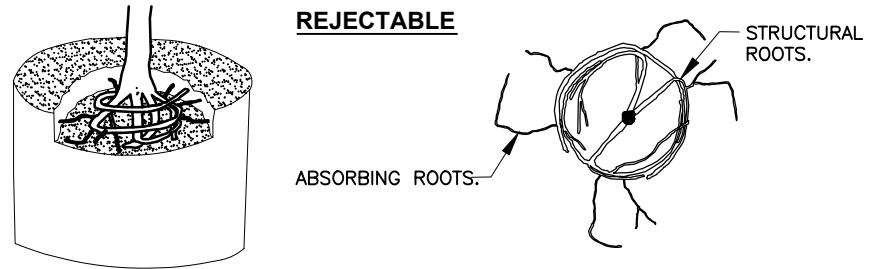


THE POINT WHERE TOP-MOST ROOT(S) EMERGES FROM THE TRUNK (ROOT COLLAR) SHOULD BE WITHIN THE TOP 2" (50mm) OF SUBSTRATE. THE ROOT COLLAR AND THE ROOT BALL INTERIOR SHOULD BE FREE OF DEFECTS INCLUDING CIRCLING, KINKED, ASCENDING, AND STEM GIRDLING ROOTS. STRUCTURAL ROOTS SHALL REACH THE PERIPHERY NEAR THE TOP OF THE ROOT BALL.



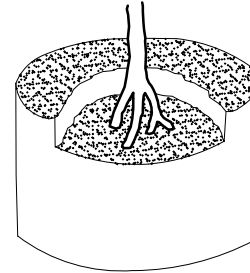
ROOTS RADIATE FROM TRUNK AND REACH SIDE OF ROOT BALL WITHOUT DEFLECTING DOWN OR AROUND.

REJECTABLE

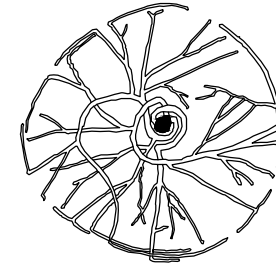


STRUCTURAL ROOTS CIRCLE INTERIOR OF ROOT BALL. NO STRUCTURAL ROOTS ARE HORIZONTAL AND REACH THE ROOT BALL PERIPHERY NEAR THE TOP OF THE ROOT BALL.

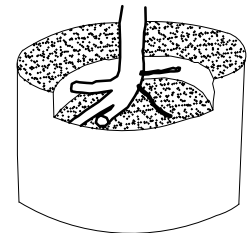
ONLY ABSORBING ROOTS REACH THE PERIPHERY NEAR THE TOP OF THE ROOT BALL. STRUCTURAL ROOTS MOSTLY WRAP OR ARE DEFLECTED ON THE ROOT BALL INTERIOR.



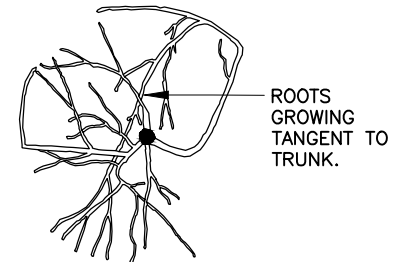
STRUCTURAL ROOTS DESCEND INTO ROOT BALL INTERIOR. NO STRUCTURAL ROOTS ARE HORIZONTAL AND REACH THE ROOT BALL PERIPHERY NEAR THE TOP OF THE ROOT BALL.



STRUCTURAL ROOTS CIRCLE AND DO NOT RADIATE FROM THE TRUNK.



STRUCTURAL ROOTS PRIMARILY GROW TO ONE SIDE.




STRUCTURAL ROOTS MISSING FROM ONE SIDE, AND/OR GROW TANGENT TO TRUNK.

NOTES:


- 1- OBSERVATIONS OF ROOTS SHALL OCCUR PRIOR TO ACCEPTANCE. ROOTS AND SUBSTRATE MAY BE REMOVED DURING THE OBSERVATION PROCESS; SUBSTRATE/SOIL SHALL BE REPLACED AFTER OBSERVATION HAS BEEN COMPLETED.
- 2- SMALL ROOTS (1/4" [6mm] OR LESS) THAT GROW AROUND, UP, OR DOWN THE ROOT BALL PERIPHERY ARE CONSIDERED A NORMAL CONDITION IN CONTAINER PRODUCTION AND ARE ACCEPTABLE HOWEVER THEY SHOULD BE ELIMINATED AT THE TIME OF PLANTING. ROOTS ON THE PERIPHERY CAN BE REMOVED AT THE TIME OF PLANTING. (SEE ROOT BALL SHAVING CONTAINER DETAIL).
- 3- SEE SPECIFICATIONS FOR OBSERVATION PROCESS AND REQUIREMENTS.

Std. Name Root Observation Detail-Container	Revision:	Revision Date: May 2019
	Scale: NTS	Std. Number: 9E

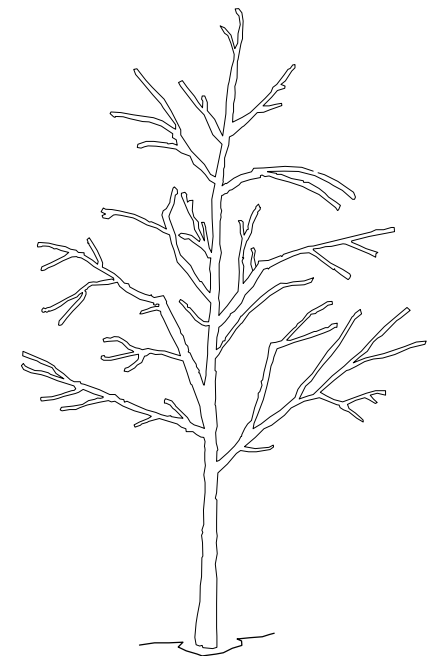
NOTES:
 1- ALL TREES SHOWN ARE REJECTABLE UNLESS THEY UNDERGO RECOMMENDED TREATMENT.
 2- TREE SHALL MEET CROWN OBSERVATION DETAIL FOLLOWING CORRECTION.



BEFORE PLANTING, TREE HAS THREE CODOMINANT STEMS. THE TWO THAT COMPETE WITH THE ONE IN THE CENTER SHOULD BE PRUNED TO SUPPRESS THEIR GROWTH.



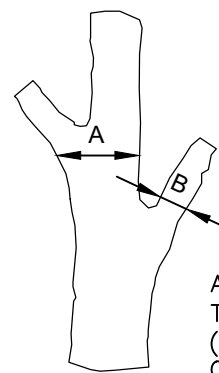
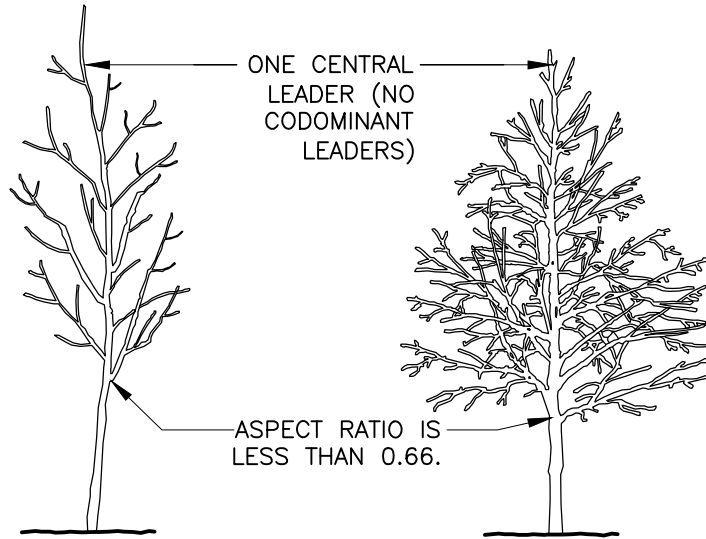
TWO COMPETING STEMS WERE REDUCED SUBSTANTIALLY, IN THIS CASE REMOVING ABOUT 70% OF THEIR FOILAGE USING REDUCTION CUTS.



AFTER PRUNING, TREE HAS ONLY ONE DOMINANT STEM.

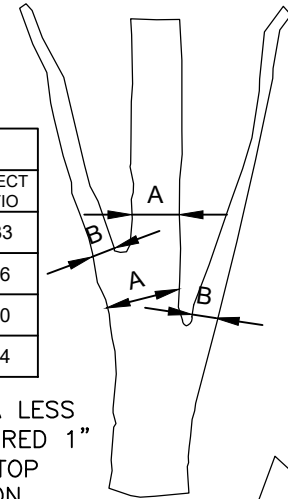
Std. Name Crown Correction Detail	Revision:	Revision Date: May 2019
	Scale: NTS	Std. Number: 10A

ACCEPTABLE

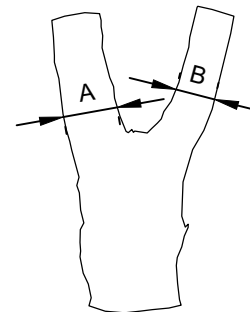



EXAMPLE		
A	B	ASPECT RATIO
40mm	13mm	0.33
64mm	23mm	0.36
50mm	25mm	0.50
64mm	40mm	0.64

ASPECT RATIO OF B:A LESS THAN 0.66 AS MEASURED 1" (25mm) ABOVE THE TOP OF THE BRANCH UNION.

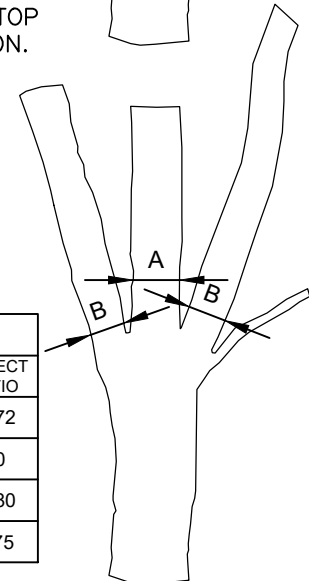


REJECTABLE



EXAMPLE		
A	B	ASPECT RATIO
64mm	46mm	0.72
50mm	50mm	1.0
64mm	50mm	0.80
100mm	75mm	0.75

ASPECT RATIO OF B:A GREATER THAN OR EQUAL TO 0.66 AS MEASURED 1" (25mm) ABOVE THE TOP OF THE BRANCH UNION.



NOTES:

1- ASPECT RATIO SHALL BE LESS THAN 0.66 ON ALL BRANCH UNIONS. ASPECT RATIO IS THE DIAMETER OF BRANCH (B) DIVIDED BY THE DIAMETER OF THE TRUNK (A) AS MEASURED 1" (25mm) ABOVE THE TOP OF THE BRANCH UNION.

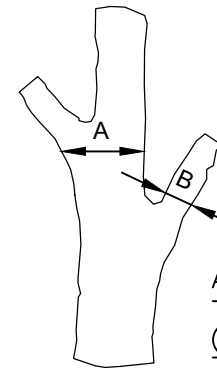
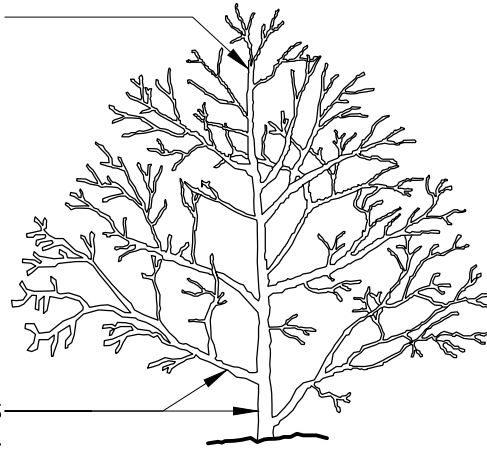
2- ANY TREE NOT MEETING THE CROWN OBSERVATIONS DETAIL MAY BE REJECTED.

<p>Std. Name</p> <p>Crown Correction-High Branched</p>	Revision:	Revision Date:
	Scale:	Std. Number:
	NTS	10B

ONE CENTRAL LEADER (NO CODOMINANT LEADERS)

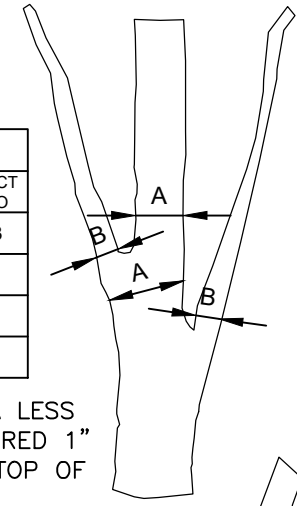
ACCEPTABLE

ASPECT RATIO IS LESS THAN 0.66.



EXAMPLE		
A	B	ASPECT RATIO
40mm	13mm	0.33
64mm	23mm	0.36
50mm	25mm	0.50
64mm	40mm	0.64

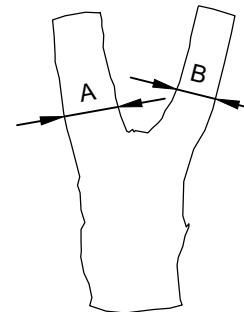
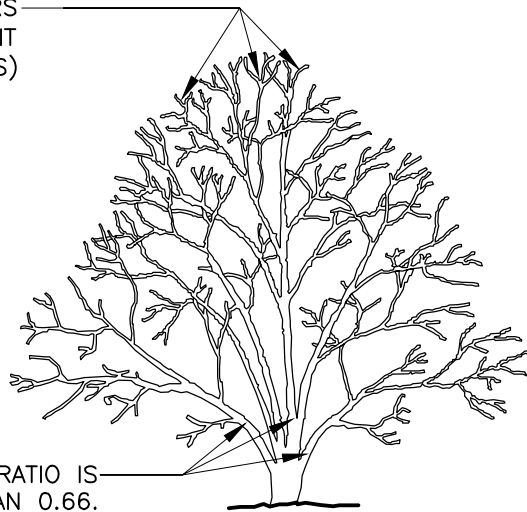
ASPECT RATIO OF B:A LESS THAN 0.66 AS MEASURED 1" (25mm) ABOVE THE TOP OF THE BRANCH UNION.



MULTIPLE LEADERS (SEVERAL CODOMINANT LEADERS)

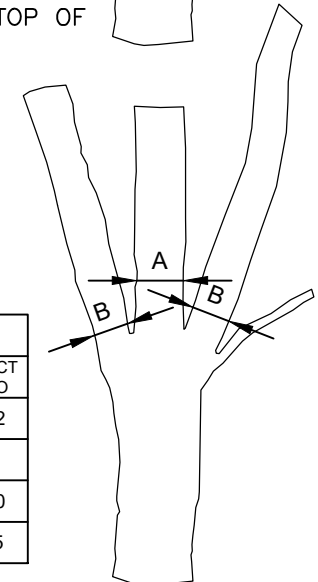
REJECTABLE

ASPECT RATIO IS GREATER THAN 0.66.



EXAMPLE		
A	B	ASPECT RATIO
64mm	46mm	0.72
50mm	50mm	1.0
64mm	50mm	0.80
100mm	75mm	0.75

ASPECT RATIO OF B:A GREATER THAN OR EQUAL TO 0.66



NOTES:

1- ASPECT RATIO SHALL BE LESS THAN 0.66 ON ALL BRANCH UNIONS. ASPECT RATIO IS THE DIAMETER OF BRANCH (B) DIVIDED BY THE DIAMETER OF THE TRUNK (A) AS MEASURED 1" (25mm) ABOVE THE TOP OF THE BRANCH UNION.

2- ANY TREE NOT MEETING THE CROWN OBSERVATIONS DETAIL MAY BE REJECTED.

Std. Name

Crown Correction-Low Branch

Revision:

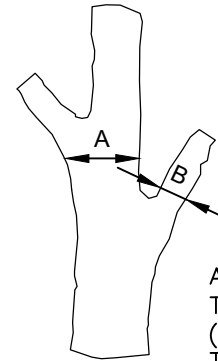
Revision Date:
May 2019

Scale:
NTS

Std. Number:
10C

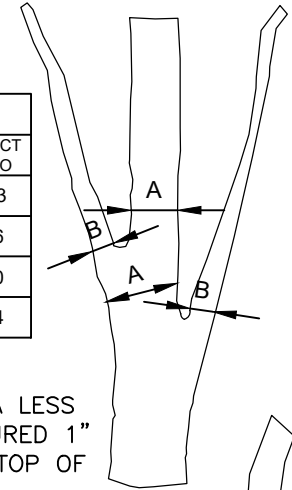
ACCEPTABLE

ASPECT RATIO IS LESS THAN 0.66.



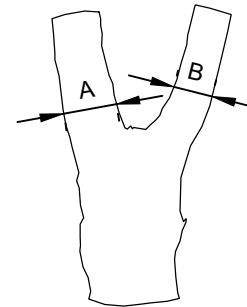

EXAMPLE		
A	B	ASPECT RATIO
40mm	13mm	0.33
64mm	23mm	0.36
50mm	25mm	0.50
64mm	40mm	0.64

ASPECT RATIO OF B:A LESS THAN 0.66 AS MEASURED 1" (25mm) ABOVE THE TOP OF THE BRANCH UNION.



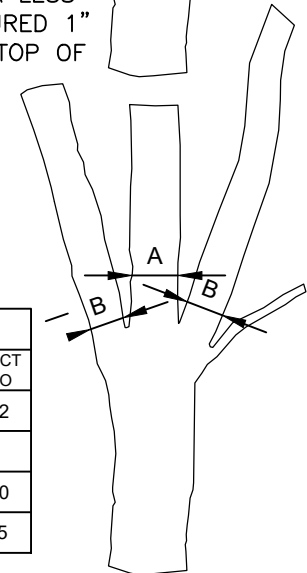
REJECTABLE

ASPECT RATIO IS GREATER THAN 0.66.



EXAMPLE		
A	B	ASPECT RATIO
64mm	46mm	0.72
50mm	50mm	1.0
64mm	50mm	0.80
100mm	75mm	0.75

ASPECT RATIO OF B:A GREATER THAN OR EQUAL TO 0.66 AS MEASURED 1" (25mm) ABOVE THE TOP OF THE BRANCH UNION.

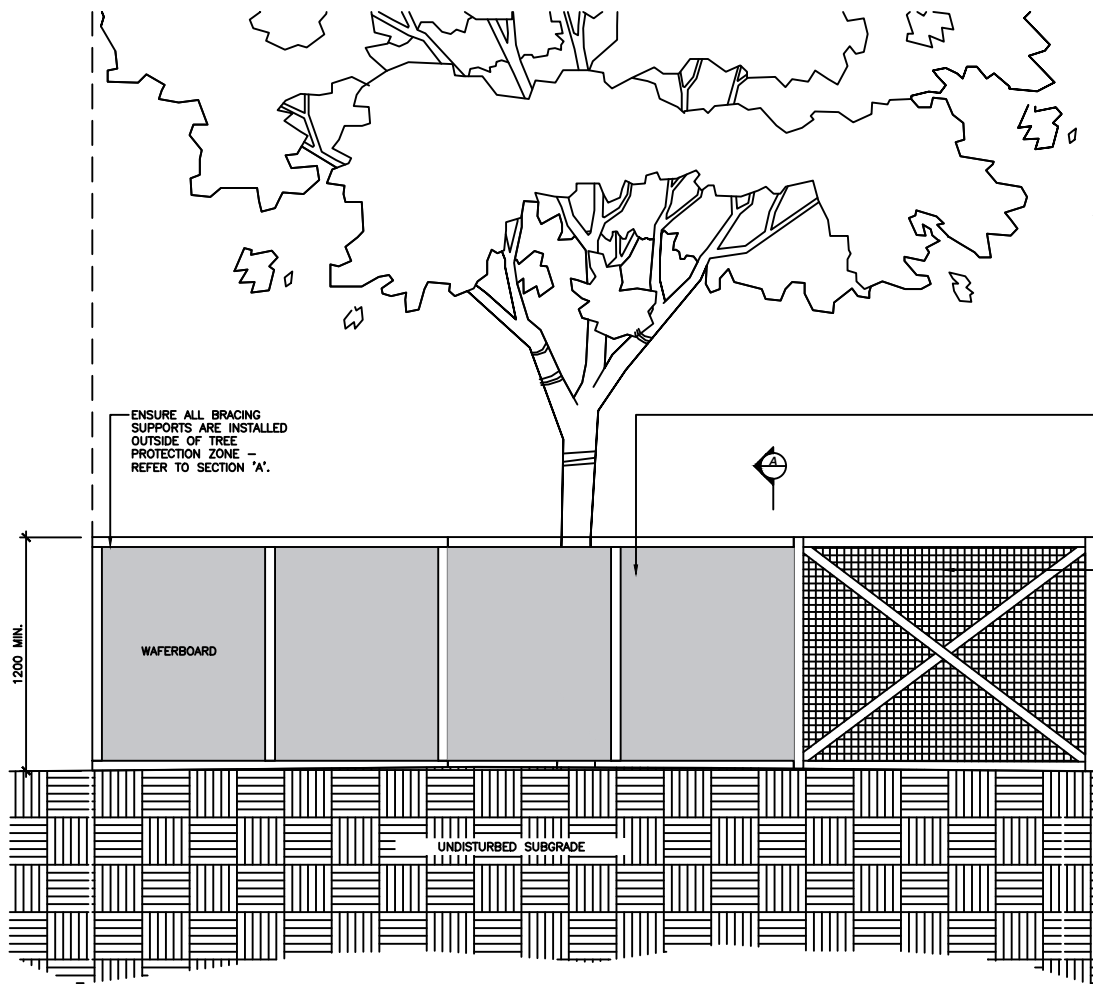


NOTES:

1- ASPECT RATIO SHALL BE LESS THAN 0.66 ON ALL BRANCH UNIONS. ASPECT RATIO IS THE DIAMETER OF BRANCH (B) DIVIDED BY THE DIAMETER OF THE TRUNK (A) AS MEASURED 1" (25mm) ABOVE THE TOP OF THE BRANCH UNION.

2- ANY TREE NOT MEETING THE CROWN OBSERVATIONS DETAIL MAY BE REJECTED.

Std. Name Crown Correction-Low Branched Multi	Revision:	Revision Date: May 2019
	Scale: NTS	Std. Number: 10D

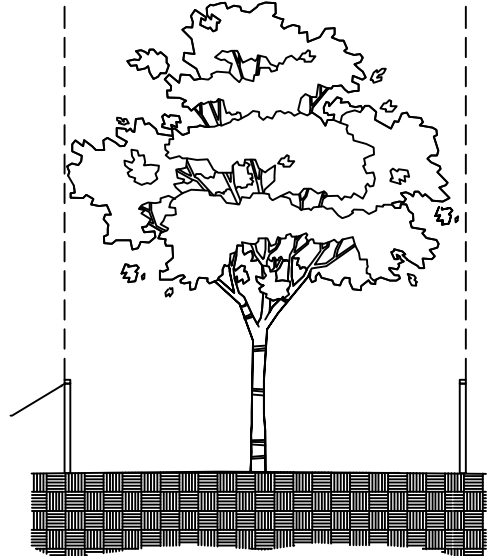


REFER TO THE TOWN OF OAKVILLE TREE PROTECTION DURING CONSTRUCTION POLICY AND PROCEDURES FOR TREE PROTECTION ZONE ESTABLISHMENT.

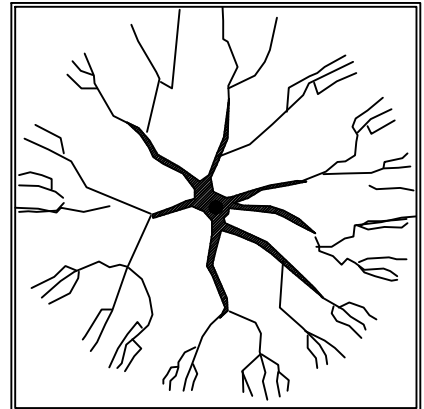
1200mm HIGH PLYWOOD/WAFERBOARD HOARDING FENCING OR AS APPROVED BY TOWN.

1200mm HIGH PLASTIC WEB SNOW FENCING ON A WOOD FRAME OF 50.8mmX101.6mm FOR AREAS OF POOR VISIBILITY ALTERNATIVE, EX. INTERSECTION SIGHT LINES

ENSURE ALL BRACING SUPPORTS ARE INSTALLED OUTSIDE OF TREE PROTECTION ZONE - REFER TO SECTION 'A'.



SECTION 'A'
NTS



PLAN
NTS

- NOTES:**
1. ALL DIMENSIONS ARE IN MILLIMETRES.
 2. DO NOT SCALE DRAWINGS.
 3. TREE PROTECTION BARRIERS MUST BE 1200mm HIGH, WAFERBOARD HOARDING OR EQUIVALENT APPROVED REPLACEMENT BY TOWN.
 4. TREE PROTECTION BARRIERS FOR TREES SITUATED ON THE TOWN ROAD ALLOWANCE WHERE VISIBILITY MUST BE MAINTAINED CAN BE 1200mm HIGH AND CONSIST OF PLASTIC WEB SNOW FENCING ON A WOOD FRAME MADE OF 38mmX89mm (SOLD AS 2"X4") PINNED TO THE GROUND TO NOT ALLOW MOVEMENT OR RELOCATION.
 5. WHEN EXCAVATE OR FILL HAS TO BE TEMPORARILY LOCATED NEAR A TREE PROTECTION BARRIER, PLYWOOD MUST BE USED TO ENSURE NO MATERIAL ENTERS THE TREE PROTECTION ZONE.
 6. ALL SUPPORTS AND BRACING SHOULD BE OUTSIDE THE TREE PROTECTION ZONE. ALL SUCH SUPPORTS SHOULD MINIMIZE DAMAGING ROOTS INSIDE THE TREE PROTECTION BARRIER.
 7. NO CONSTRUCTION ACTIVITY, GRADE CHANGES, SURFACE TREATMENT OR EXCAVATIONS OF ANY KIND IS PERMITTED WITHIN THE TREE PROTECTION ZONE.
 8. ALL EXISTING TREES THAT ARE TO BE PRESERVED SHALL BE FULLY PROTECTED WITH WAFERBOARD HOARDING OR EQUIVALENT APPROVED BY THE TOWN, PRIOR TO CONSTRUCTION COMMENCING.
 9. GROUPS OF TREES AND OTHER EXISTING PLANTINGS TO BE PROTECTED SHALL BE TREATED IN A LIKE MANNER WITH HOARDING AROUND THE ENTIRE CLUMP(S).
 10. INSTALL TREE PROTECTION FENCING AS PER THE APPROVED LANDSCAPE PLANS BEFORE CONSTRUCTION BEGINS AND KEEP IN PLACE UNTIL REMOVAL IS APPROVED BY TOWN. REGULARLY INSPECT AND PERFORM MAINTENANCE AS NEEDED
 11. AREAS WITHIN THE TREE PROTECTION FENCING SHALL REMAIN UNDISTURBED. STORAGE OF MATERIALS, LITTER, OR EQUIPMENT WITHIN OR AGAINST THE TREE PROTECTION FENCING IS PROHIBITED. NO CONTAMINANTS SHALL BE DUMPED OR FLUSHED WHERE FEEDER ROOTS OF TREES EXIST.
 12. MAINTAIN EXISTING GRADES AT TREE PROTECTION FENCE FOR ALL PROTECTED AND RETAINED TREES.
 13. SEE SPECIFICATIONS FOR FURTHER REQUIREMENTS RELATED TO THIS DETAIL.
 14. REFER TO TREE PROTECTION POLICY AND PROCEDURES.

Std. Name Tree Protection Barriers	Revision:	Revision Date:
	Scale:	Std. Number:
	NTS	11A