

Contractor shall check all dimensions on the work and report any discrepancy to the Landscape Architect before proceeding. All drawings and specifications are the property of the Landscape Architect and must be returned at the completion of the work. This drawing is not to be used for construction until signed by the Landscape Architect.


GENERAL NOTES:
 THE MINIMUM DEPTHS NOTED FOR PLANTING SOIL AND/OR GRANULAR BASE FOR PAVING ARE MEASURED FROM TOP OF SLAB DRAINAGE COURSE/ ROOT BARRIER (BY OTHERS).

PLANTING NOTES:

- CONTRACTOR TO VERIFY LOCATION OF ALL SERVICES PRIOR TO ANY EXCAVATION.
- LOCATIONS OF ALL PLANT MATERIALS TO BE STAKED BY THE CONTRACTOR AND VERIFIED IN THE FIELD BY THE LANDSCAPE ARCHITECT PRIOR TO THE EXCAVATION OF PITS.
- ALL PLANT MATERIALS SHALL BE NURSERY GROWN STOCK UNLESS OTHERWISE NOTED.
- ALL PLANTING BEDS AND TREE BASES TO BE COVERED WITH 100mm FINE "GRO-BARK SPM" MULCH. CONIFEROUS PLANTING TO BE CONTINUOUSLY MULCHED WHEN IN A BED.
- CONTRACTOR TO MAKE GOOD ALL EXISTING AREAS DAMAGED BY WORK TO THE SATISFACTION OF THE LANDSCAPE ARCHITECT.
- THE MAINTENANCE GUARANTEE PERIOD SHALL EXTEND FOR TWO YEARS FROM THE DATE OF PERFORMANCE ACCEPTANCE.
- PERIODIC REVIEWS OF PLANTING SHALL BE CARRIED OUT BY THE LANDSCAPE ARCHITECT.
- ALL T-BARS TO BE REMOVED AFTER ONE YEAR UNLESS OTHERWISE DIRECTED BY THE LANDSCAPE ARCHITECT.
- TREE WRAP SHALL BE INSTALLED ON CALIPER TREES FOLLOWING INITIAL ACCEPTANCE BY THE LANDSCAPE ARCHITECT.
- ALL SHRUB BEDS SHALL BE CONTINUOUS WITH NO SOD BETWEEN PLANTS. EDGES OF BEDS TO BE DEFINED BY SMOOTH FLOWING LINES.
- HAND DIGGING OF TREE PITS OR MACHINE DIGGING IN COMBINATION WITH MANUAL EXPOSING OF UTILITY LINES AT REGULAR INTERVALS WILL BE REQUIRED.
- SODDED AREAS WILL BE ACCEPTED BY THE LANDSCAPE ARCHITECT FOLLOWING PERFORMANCE ACCEPTANCE, PROVIDED:
 - SOD IS PROPERLY ESTABLISHED
 - TURF IS FREE OF DEAD SPOTS AND WEEDS
 - SODDED AREAS HAVE BEEN CUT WITHIN 24 HOURS PRIOR TO ACCEPTANCE INSPECTION
 - MINIMUM OF 3 WEEKS HAVE ELAPSED FOLLOWING LAYING OF SOD
 - A MINIMUM OF TWO CUTS HAVE TAKEN PLACE
- SEEDDED AREAS WILL BE ACCEPTED BY THE LANDSCAPE ARCHITECT/TOWN/CH PROVIDED:
 - SEEDDED AREAS ARE PROPERLY ESTABLISHED
 - TURF IS FREE OF DEAD SPOTS AND WEEDS
 - NO SURFACE SOIL IS VISIBLE WHEN GRASS HAS BEEN CUT TO HEIGHT OF 50MM
 - SEEDDED AREAS HAVE BEEN CUT NO LESS THAN ONCE, THE TIMING OF WHICH SHALL BE COORDINATED WITH THE LANDSCAPE ARCHITECT
- TOPSOIL TO BE FRIABLE NATURAL LOAM, RANGE 6.0pH TO 7.5pH CONTAINING A MINIMUM OF 4% ORGANIC MATTER, AND SHALL BE FREE OF STONES, ROOTS, LUMPS AND OTHER SOLID MATERIALS.
- STOCKPILE TOPSOIL IS TO BE TESTED AND ANALYZED FOR N, P, K, Mg, SOLUBLE SALT CONTENT, ORGANIC MATTER AND pH VALUE, ETC.
- ADJUST FERTILIZER REQUIREMENTS AND OTHER ADDITIVES FOR THE MAINTENANCE PROGRAM TO CONFIRM THE SOIL TESTING REPORT RECOMMENDATIONS.
- SPREAD TOPSOIL TO 300mm DEPTH FOR ALL AREAS TO BE SODDED OR SEEDDED, AND 450-600mm DEPTH FOR SHRUB BEDS. PROVIDE 300mm DEPTH TOPSOIL FOR THE FIRST 1m BELOW THE PERMANENT WATER LEVEL.
- DEPTH OF TOPSOIL INDICATED IS COMPACTED DEPTH TO 85% STANDARD PROCTOR DENSITY.
- SPREAD TOPSOIL ON PREPARED SUBGRADE OF THE WORK SITE.
- FINE GRADING TOPSOIL TO PRODUCE A SMOOTH EVEN SURFACE, FREE OF DEBRIS, SOD, STONES AND ROOTS OVER 25mm DIAMETER.
- MEET AND MATCH ALL EXISTING SODDED AREAS, CURBS, SIDEWALKS, AREA DRAINS, AND CATCH BASIN FRAMES, ASPHALT AND OTHER SURFACE AREAS IN A SMOOTH, UNIFORM LINE TO THE SATISFACTION OF THE LANDSCAPE ARCHITECT.
- THE DEVELOPER SHALL GUARANTEE AND MAINTAIN ALL PLANTINGS FOR A PERIOD OF TWO (2) YEARS FROM THE DATE OF ACCEPTANCE OF THE PLANTING, OR TO THE END OF THE SUBDIVISION MAINTENANCE PERIOD WHICHEVER IS LATER. TREES AND SHRUBS FOUND DEAD, DEFECTIVE OR NOT IN A HEALTHY GROWING CONDITION AT THE END OF THIS PERIOD SHALL BE REPLACED AND RE-GUARANTEED TO AND ADDITIONAL TWO (2) YEARS FROM THE DATE OF REPLACEMENT.

No.	Description	Date
3	Reissued for SPA Submission	Oct. 08/21
2	Reissued for SPA Submission	April 05/21
1	Issued for SPA Submission	Nov. 6/20

Revision
 City Approval Stamp

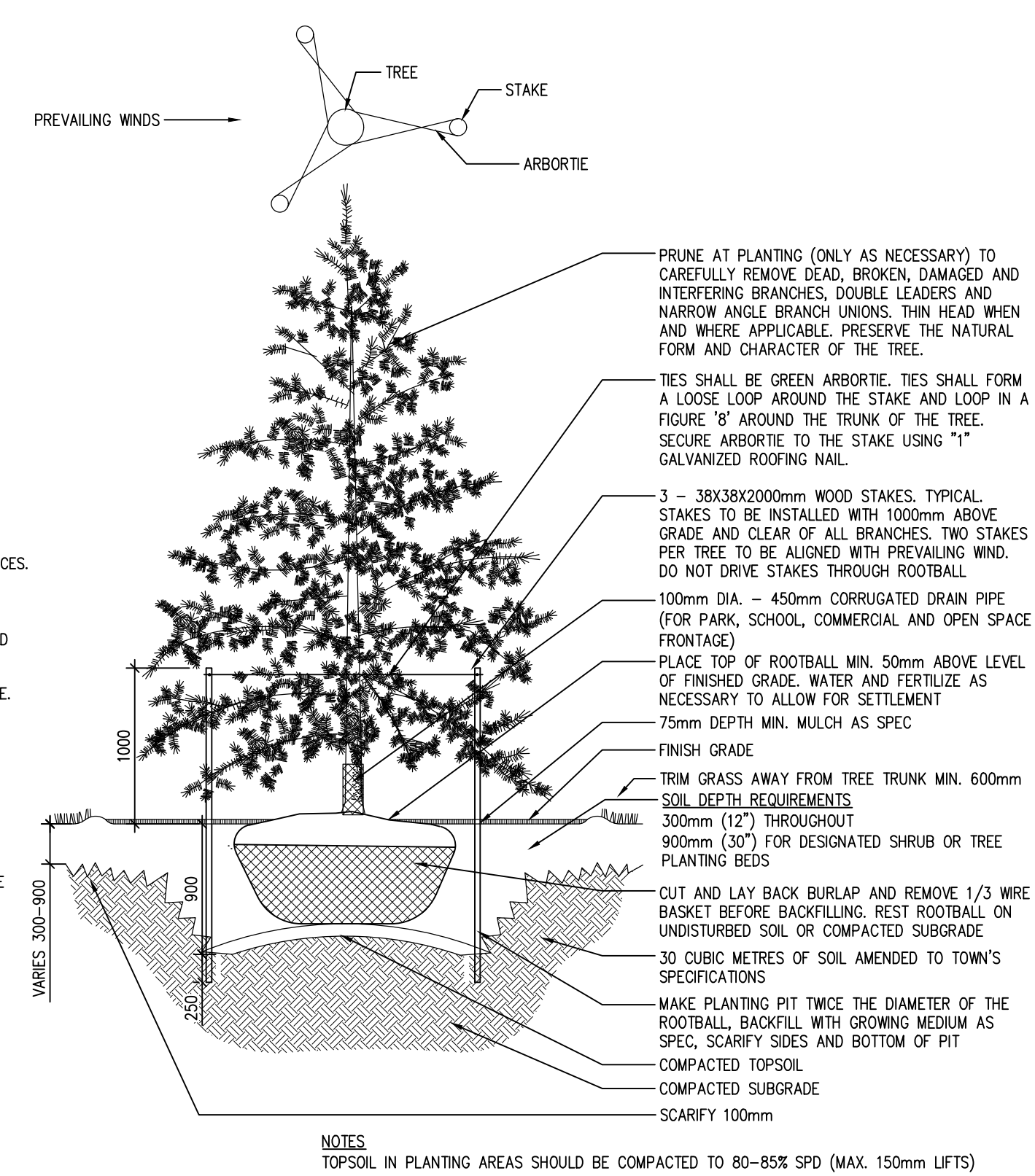


NAK
 design strategies

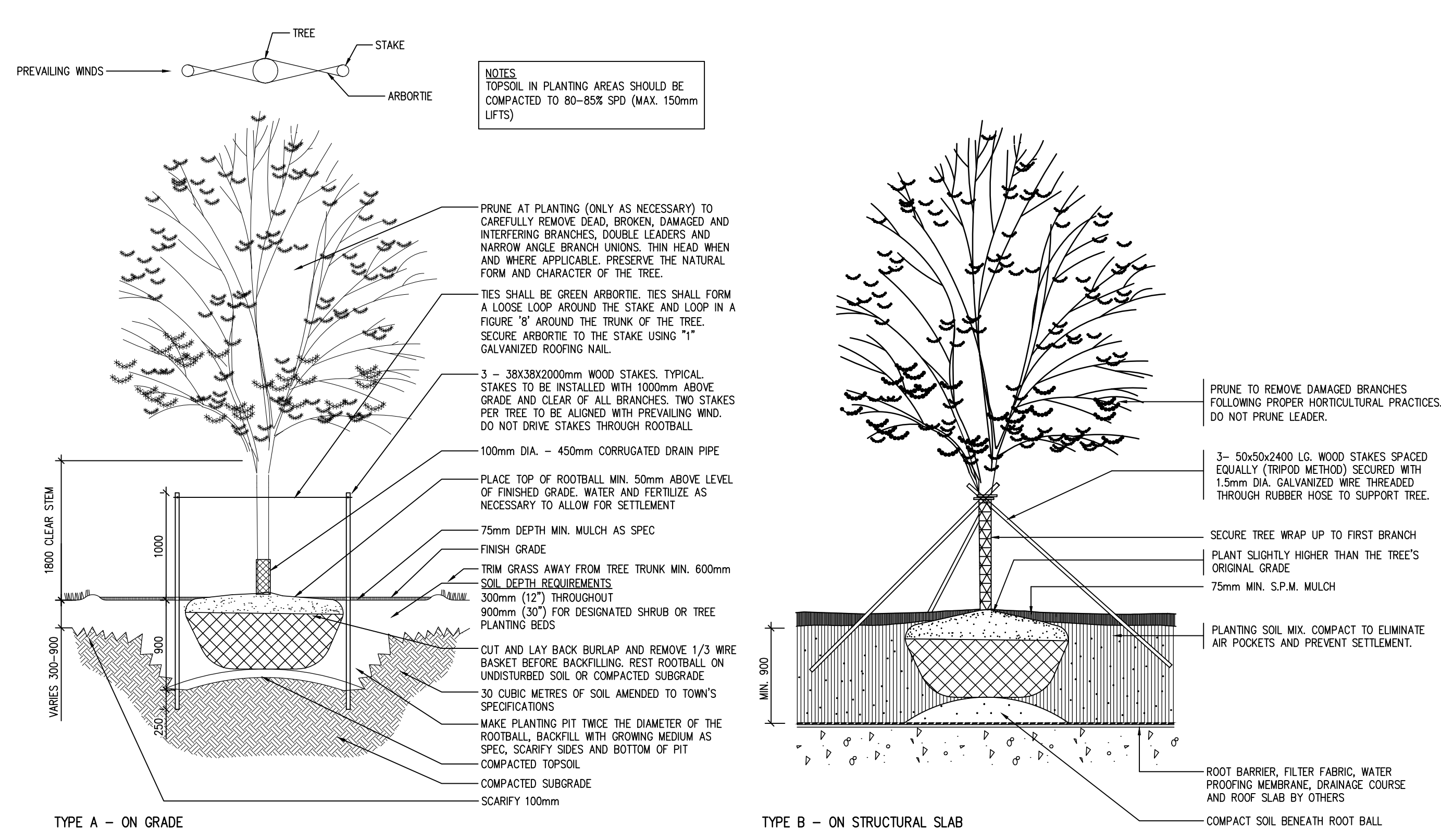
421 KONGESVALLES AVENUE, TORONTO, ON M6R 2N1 CANADA
 T 416-340-8700 F 416-340-7100 NAKDESIGNSTRATEGIES.COM
 Project

Oakville - Phase 4
 Oakville, ON

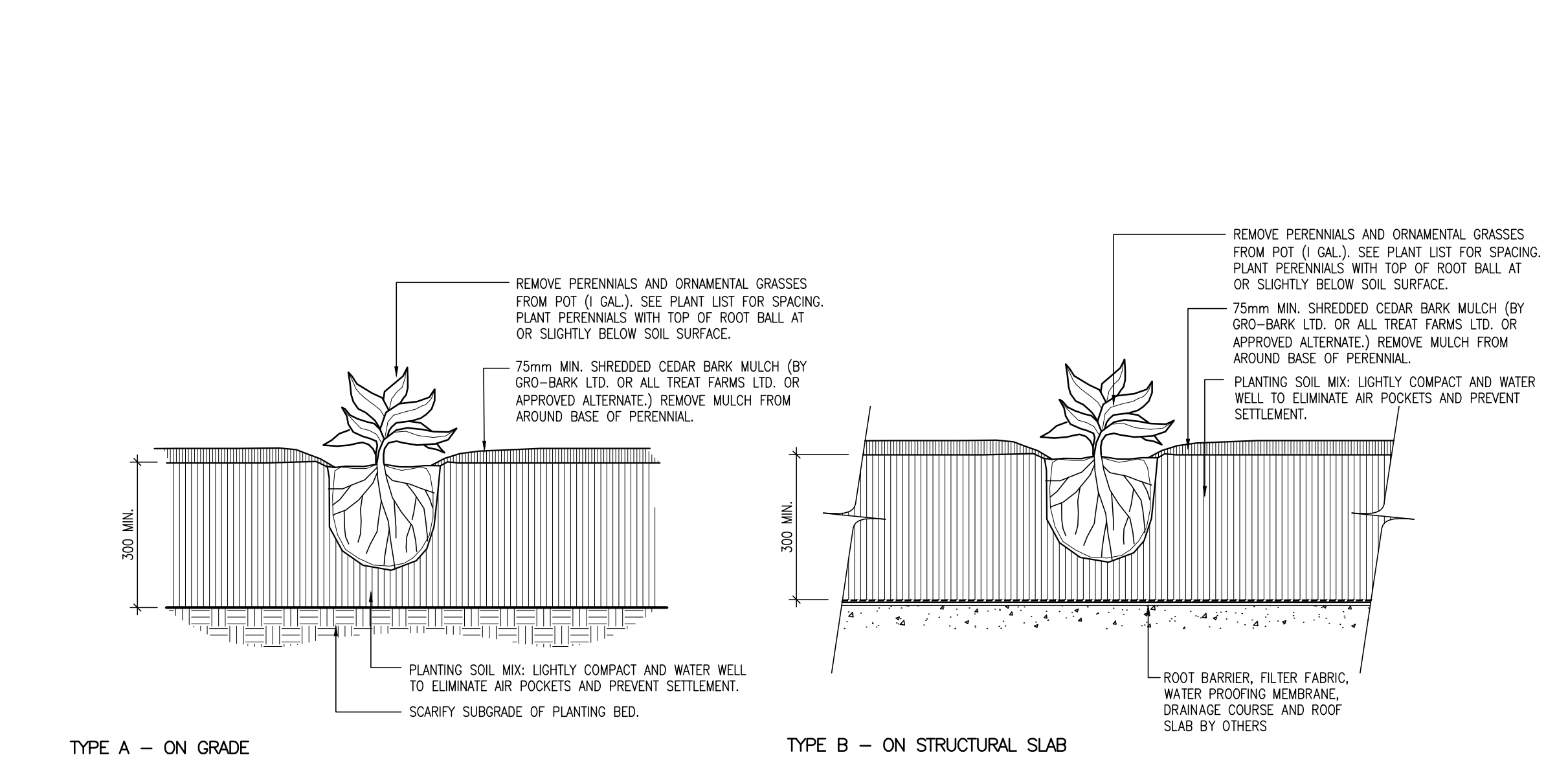
Title	
PLANTING DETAILS	
Date xxx	Sheet
Scale As Noted	L3.0
Drawn tfg	
Checked pd	
Job No. 20-131	



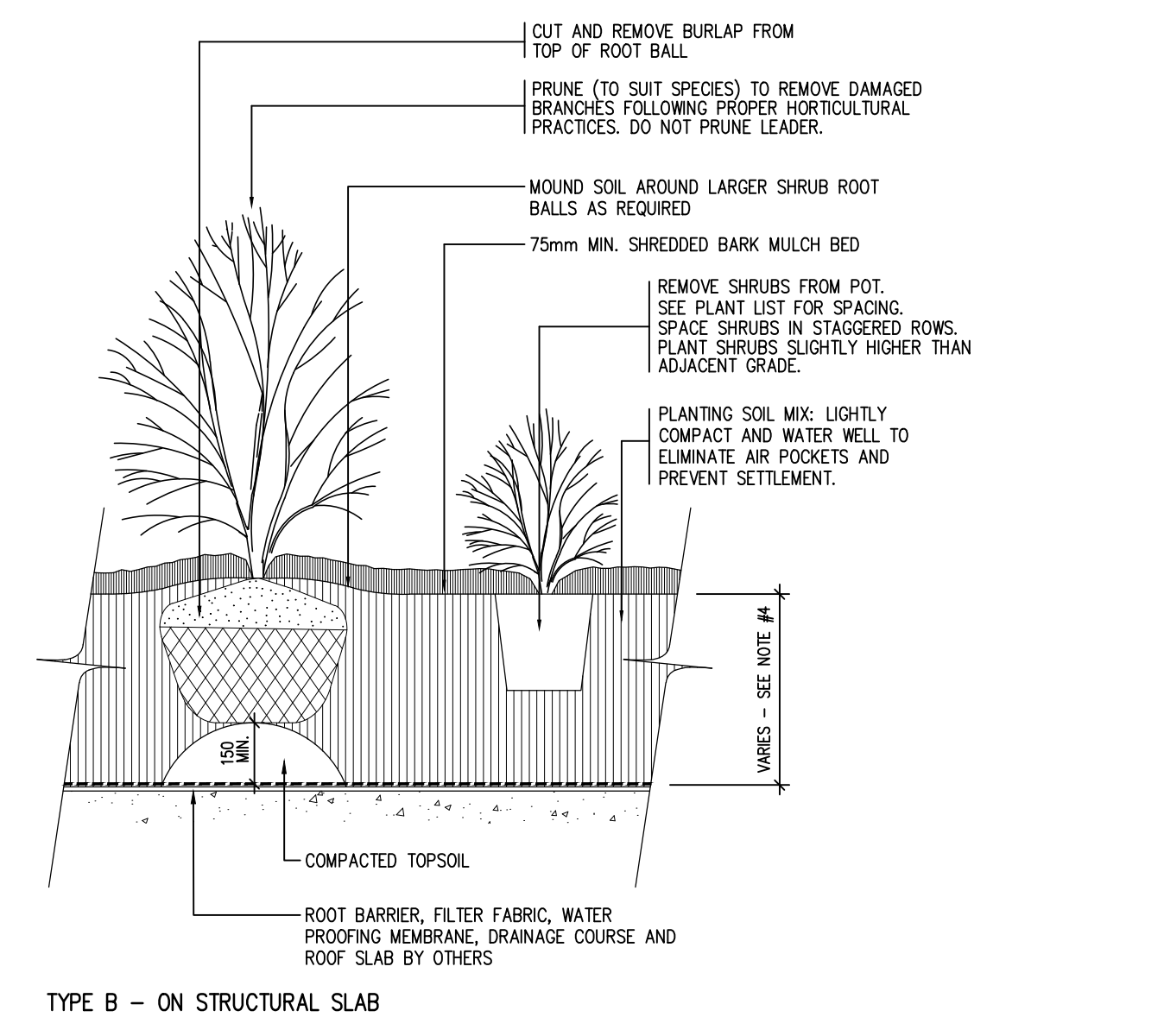
2 CONIFEROUS TREE PLANTING - ON GRADE
 N.T.S.



1 DECIDUOUS TREE PLANTING
 N.T.S.

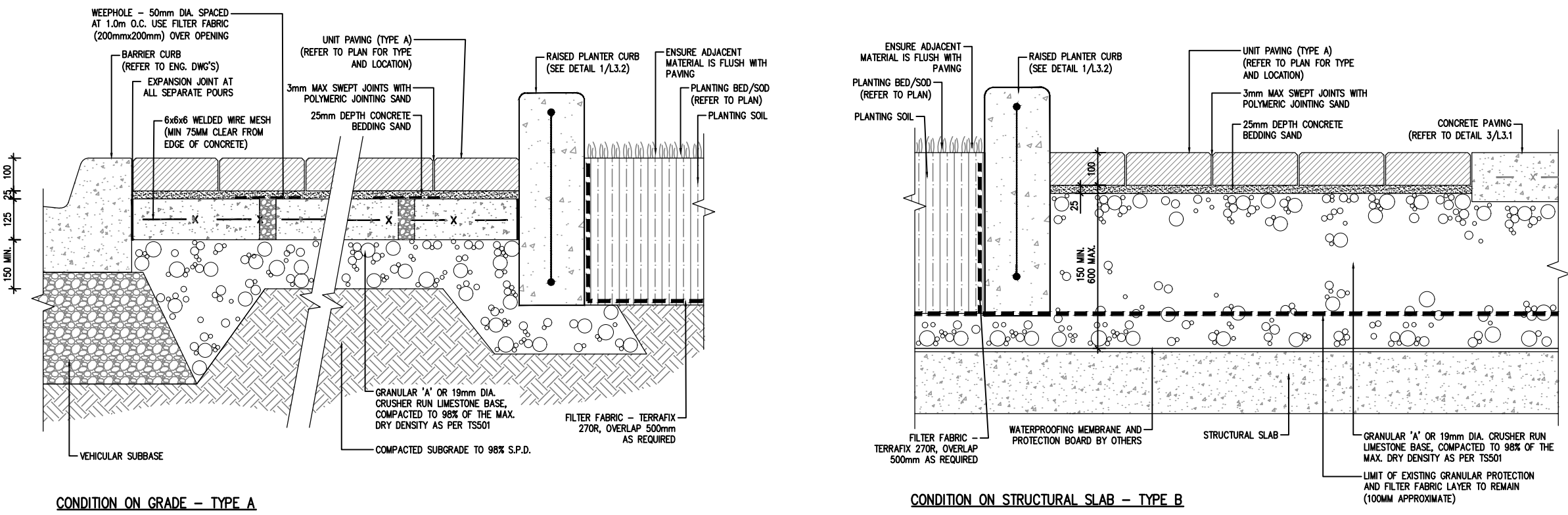


4 PERENNIAL PLANTING
 N.T.S.



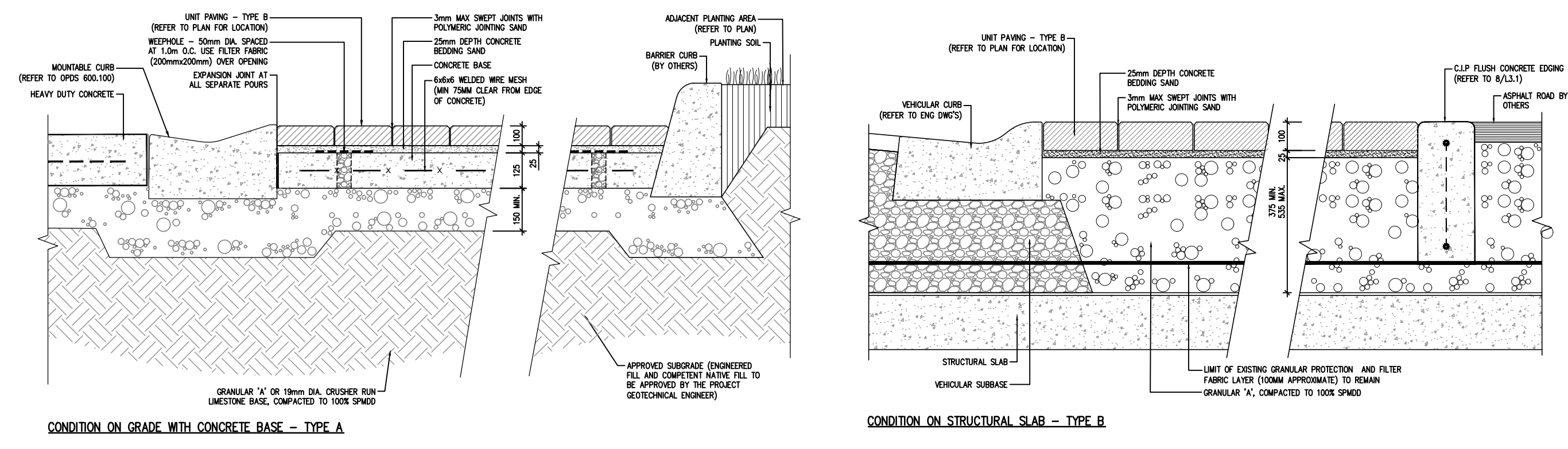
3 SHRUB PLANTING
 N.T.S.

NOTES:
 1. FOR COLOUR AND PATTERN REFER TO DETAIL PLANS
 2. CONTRACTOR TO PROVIDE SAMPLES FOR ALL UNIT PAVING FOR REVIEW AND APPROVAL BY CLIENT AND LANDSCAPE ARCHITECT PRIOR TO ORDERING.
 3. PROVIDE CONCRETE EDGING WHEN PAVERS ARE ADJACENT TO SOFT LANDSCAPE (PLANTING BEDS OR SOD).

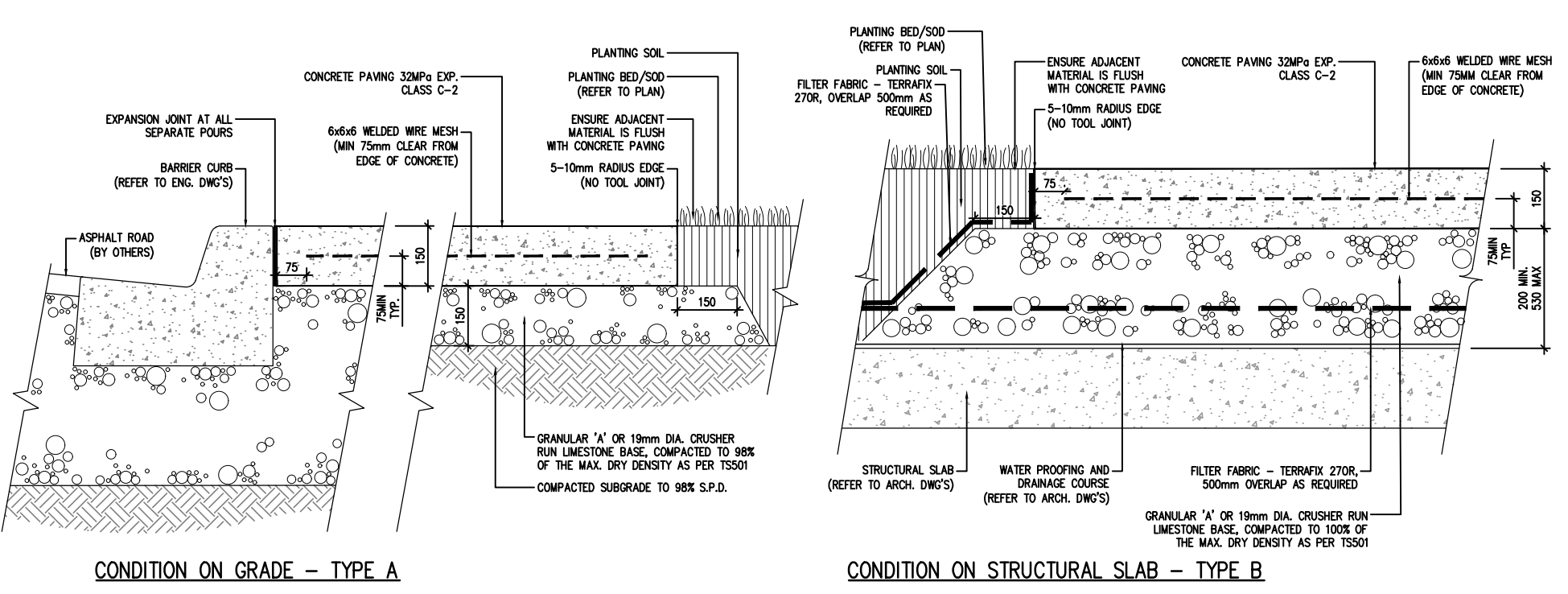


1 UNIT PAVING - PEDESTRIAN
1:15

NOTES:
 1. FOR COLOUR AND PATTERN REFER TO DETAIL PLANS (LD SERIES)
 2. CONTRACTOR TO PROVIDE SAMPLES FOR ALL UNIT PAVING FOR REVIEW AND APPROVAL BY CLIENT AND LANDSCAPE ARCHITECT PRIOR TO ORDERING.

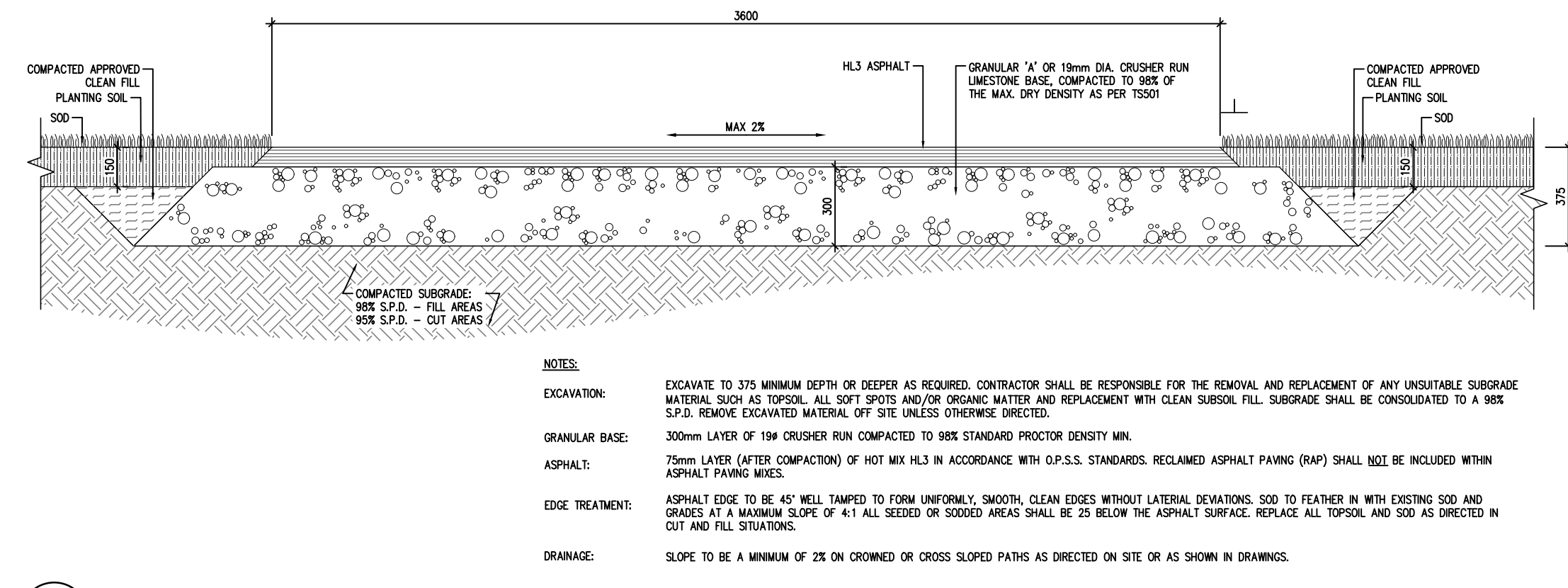


2 UNIT PAVING - VEHICULAR
1:15



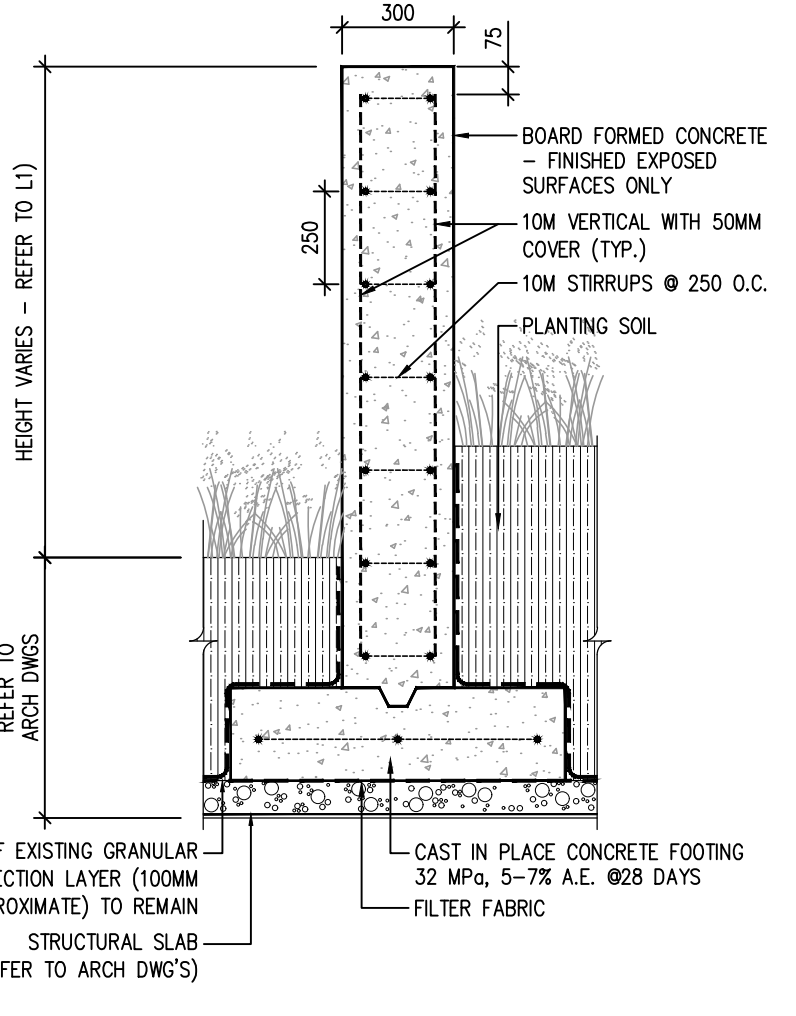
TYPE A (AT PUBLIC AND PRIVATE WALKWAYS - REFER TO PLAN)
 • LIGHT BROOM FINISH
TYPE B (AT PRIVATE REALM PATIOS - REFER TO PLAN)
 • SANDBLAST FINISH
 DECORATIVE SAW CUTS
GENERAL NOTES:
 1. CONTRACTOR TO PROVIDE SAMPLES (3m x 3m PANEL) FOR CLIENT AND LANDSCAPE ARCHITECT REVIEW AND APPROVAL PRIOR TO INSTALLATION WORKS.
 2. NO TROWELLED EDGE.
 3. PROVIDE CONTROL JOINTS AT 1500mm INTERVALS UNLESS NOTED OTHERWISE. FORM JOINTS WITH A DOUBLE EDGER IN FRESH CONCRETE, THEN SAW CUT TO A DEPTH OF 45mm.
 4. PROVIDE EXPANSION JOINTS AT SPACING ± 6000mm MAX. AND ABUTTING OTHER CONCRETE STRUCTURES UNLESS NOTED OTHERWISE ON PLAN.
 5. BITUMINOUS BIERE WITH CAULKING/SEALER.
 6. CURING MEMBRANE (WHITE PIGMENT) TO BE APPLIED AT THE RATE OF 4 sq.m/L.

3 CONCRETE PAVING
1:15

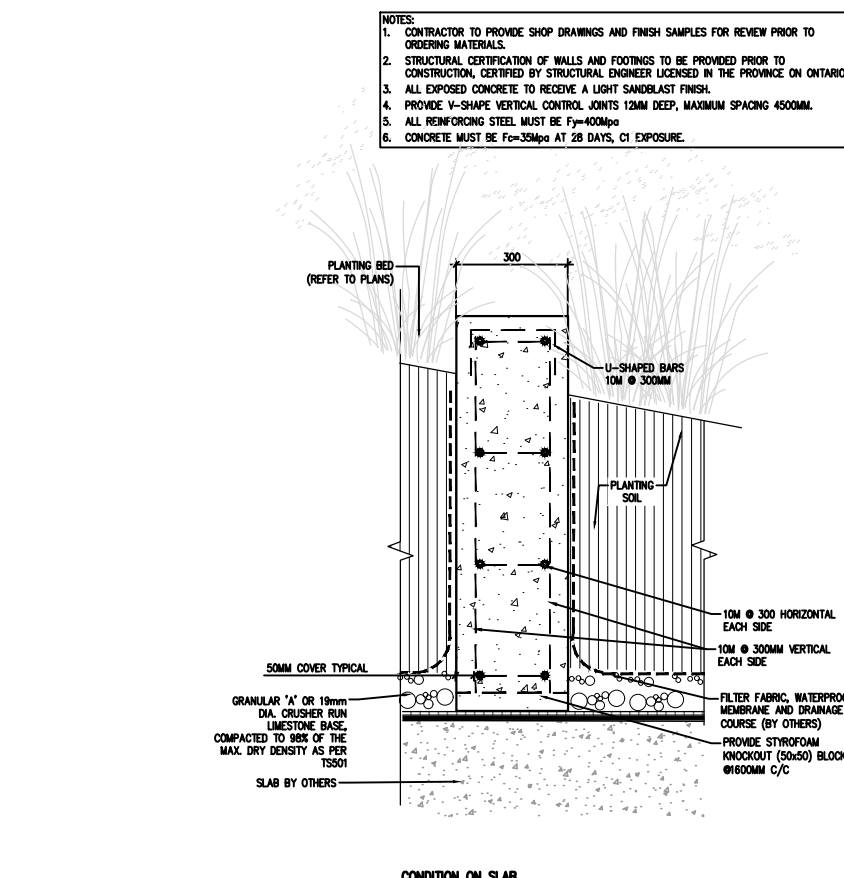


4 ASPHALT PAVING - HEAVY DUTY
1:20

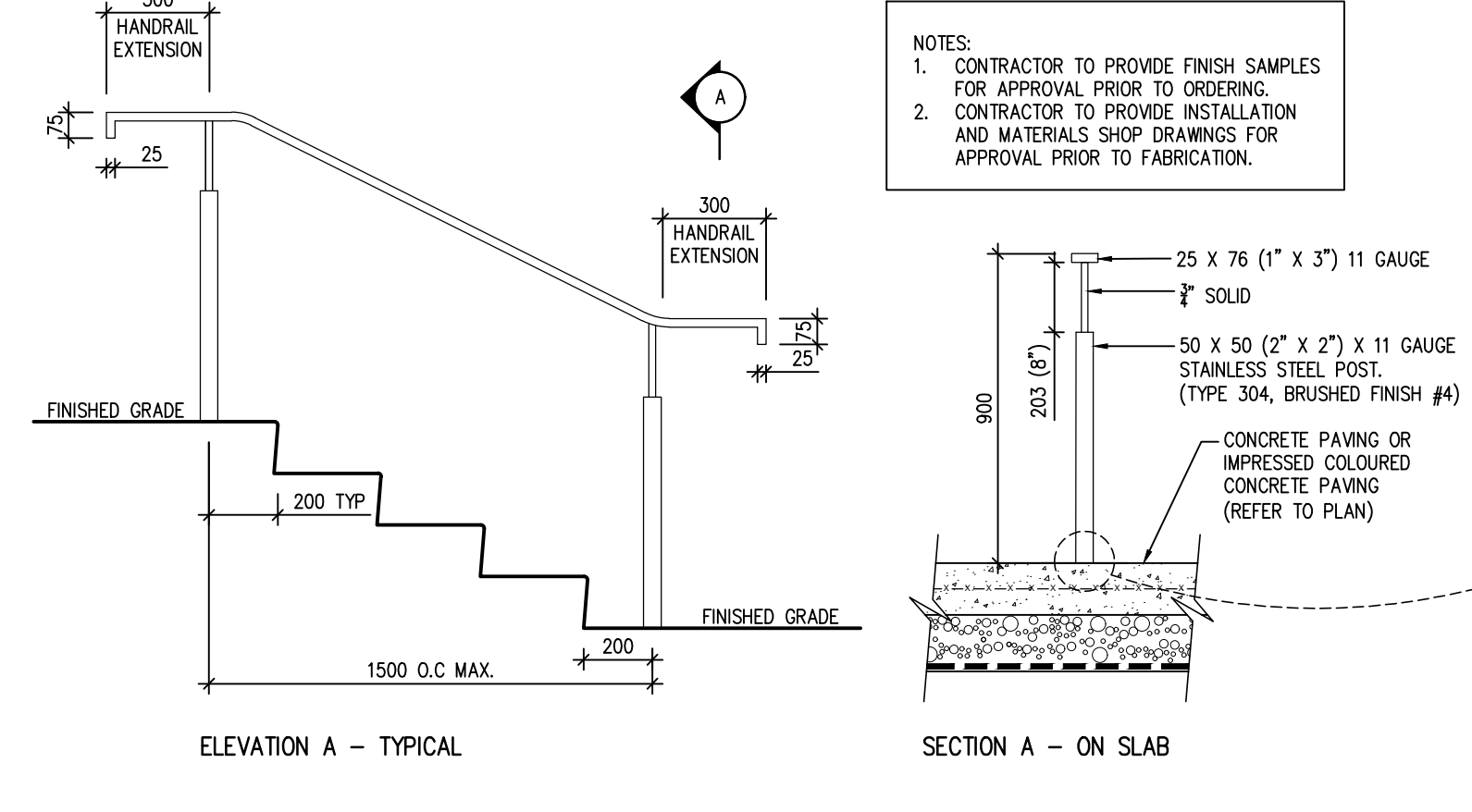
NOTE:
 1. CONTRACTOR TO PROVIDE SHOP DRAWINGS AND FINISH SAMPLES FOR REVIEW PRIOR TO ORDERING MATERIALS.



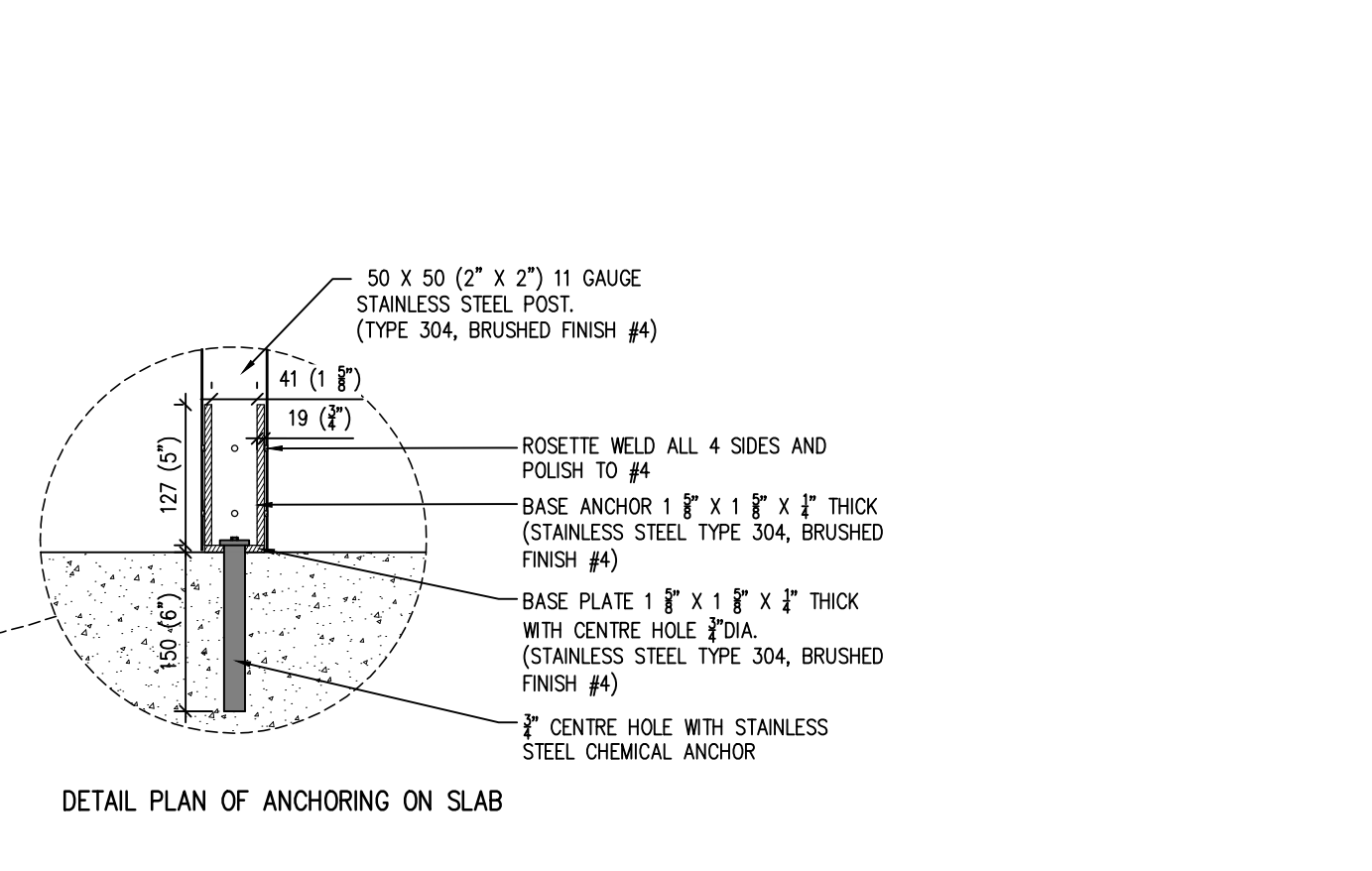
5 BOARD FORMED CONCRETE WALL
1:20



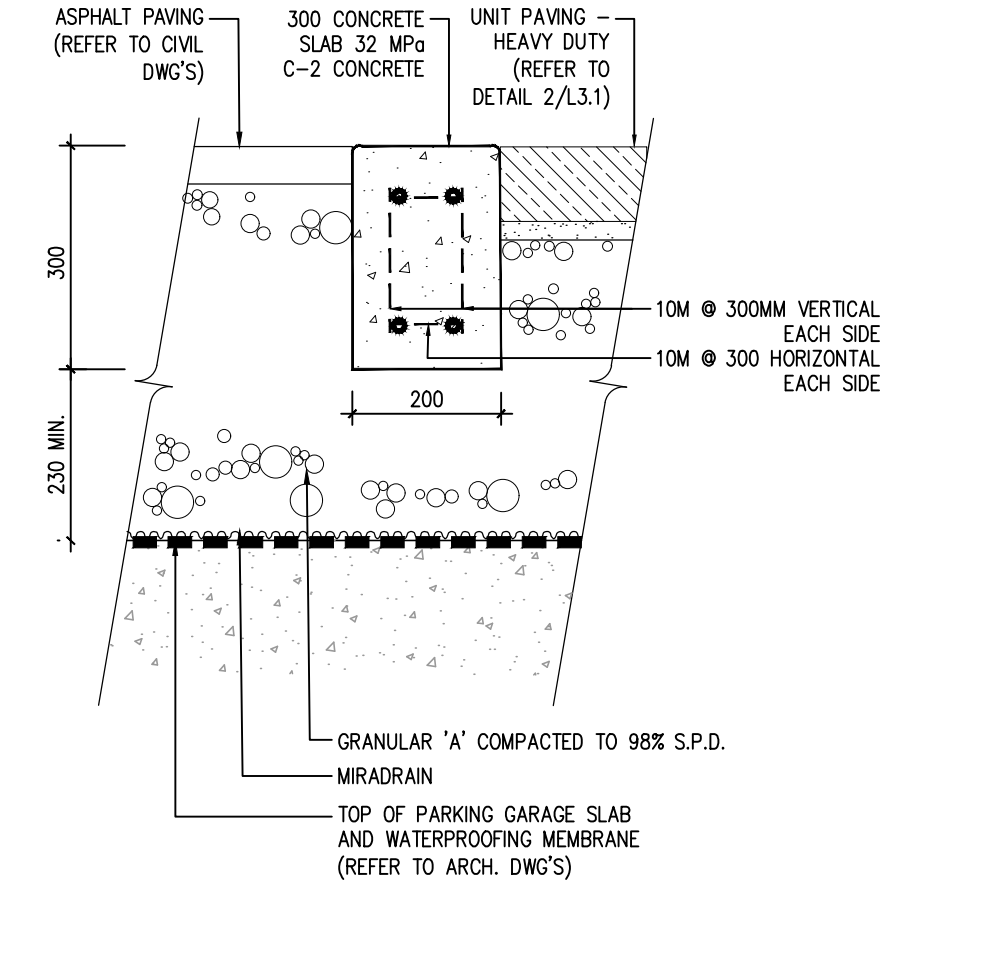
6 CONCRETE RETAINING WALL
1:20



7 HANDRAIL
1:20



8 C.I.P FLUSH CONCRETE EDGING
1:10




Contractor shall check all dimensions on the work and report any discrepancy to the Landscape Architect before proceeding. All drawings and specifications are the property of the Landscape Architect and must be returned at the completion of the work. This drawing is not to be used for construction until signed by the Landscape Architect.

GENERAL NOTES:
 1. THE MINIMUM DEPTHS NOTED FOR PLANTING SOIL AND/OR GRANULAR BASE FOR PAVING ARE MEASURED FROM TOP OF SLAB DRAINAGE COURSE/ ROOT BARRIER (BY OTHERS).
 2. PROPOSED DECORATIVE PAVING TYPE A (PEDESTRIAN): PROMENADE PLANK BY UNILOCK - WITH BEVELLED EDGE COLOUR: T80
 3. PROPOSED UNIT PAVING TYPE B (VEHICULAR) PROMENADE PLANK BY UNILOCK - WITH BEVELLED EDGE COLOUR: T80

No.	Description	Date
3	Reissued for SPA Submission	Oct. 08/21
2	Reissued for SPA Submission	April 05/21
1	Issued for SPA Submission	Nov. 6/20

Revision
 City Approval Stamp



NAK design strategies
 421 KONGESVALLES AVENUE, TORONTO, ON M6R 2N1 CANADA
 T 416-340-8700 F 416-340-7100 NAKDESIGNSTRATEGIES.COM
 Project

Oakville - Phase 4
 Oakville, ON

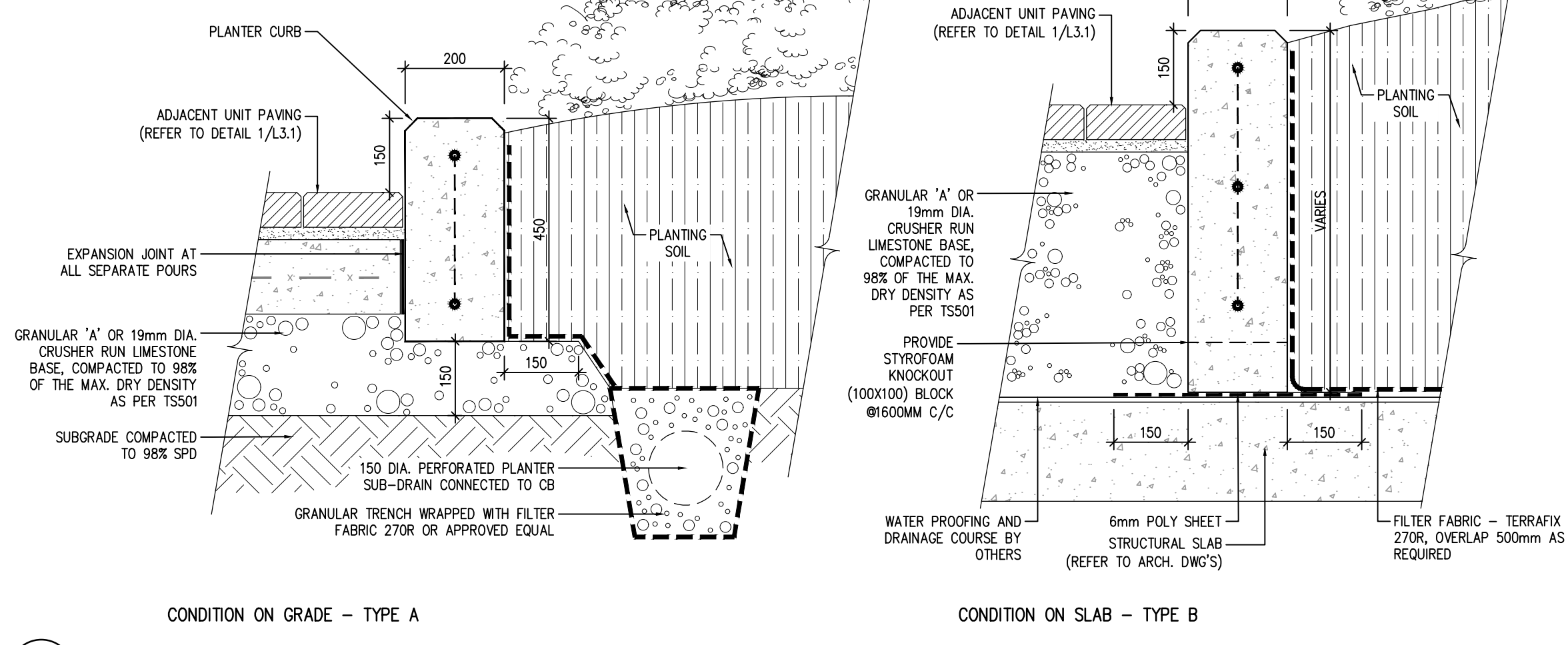
Title
 PAVING DETAILS

Date: xxxx
 Scale: As Noted
 Drawn: tfg
 Checked: pd
 Job No.: 20-131

Sheet
L3.1

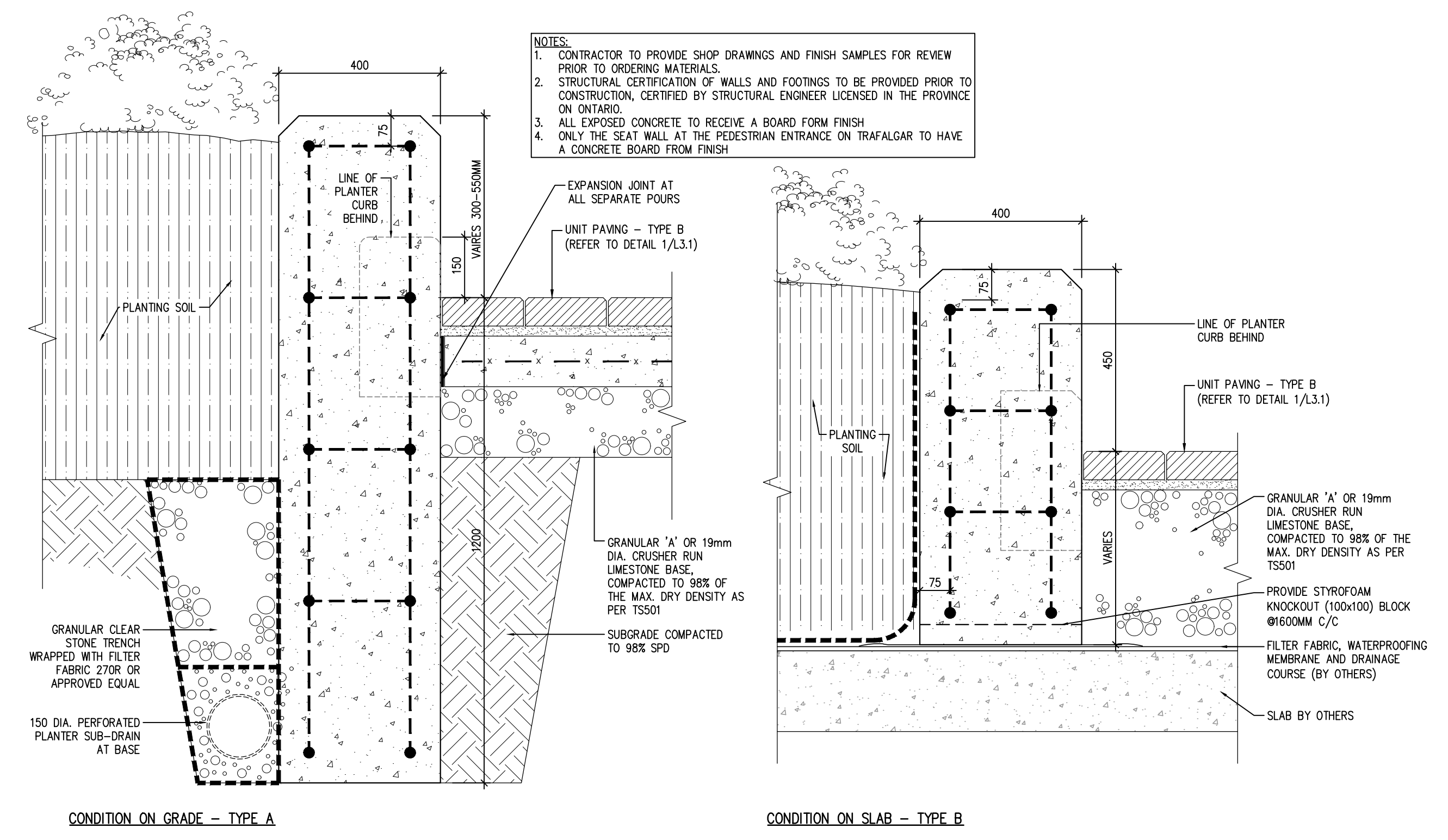
Contractor shall check all dimensions on the work and report any discrepancy to the Landscape Architect before proceeding. All drawings and specifications are the property of the Landscape Architect and must be returned at the completion of the work. This drawing is not to be used for construction until signed by the Landscape Architect.

- NOTES:
1. CONTRACTOR TO PROVIDE SHOP DRAWINGS AND FINISH SAMPLES FOR REVIEW PRIOR TO ORDERING MATERIALS.
 2. STRUCTURAL CERTIFICATION OF WALLS AND FOOTINGS TO BE PROVIDED PRIOR TO CONSTRUCTION, CERTIFIED BY STRUCTURAL ENGINEER LICENSED IN THE PROVINCE OF ONTARIO.
 3. ALL EXPOSED CONCRETE TO RECEIVE A LIGHT SANDBLAST FINISH.

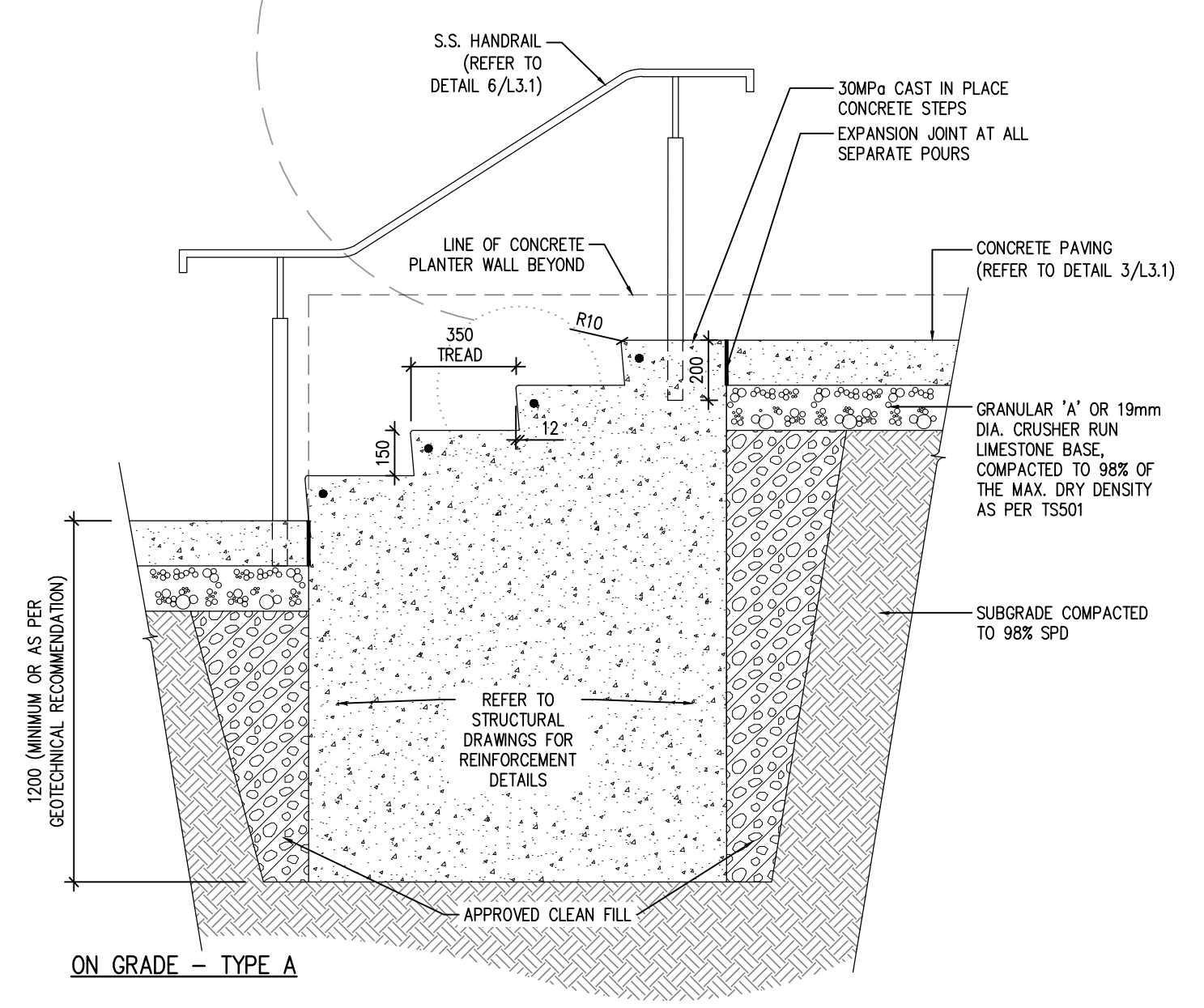
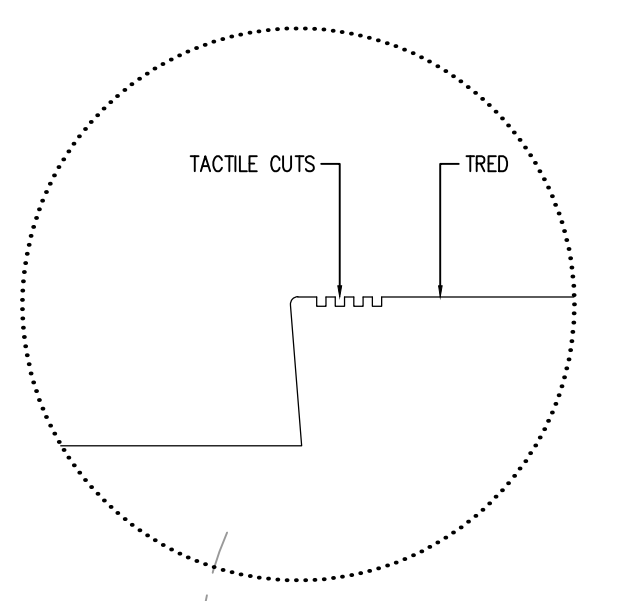
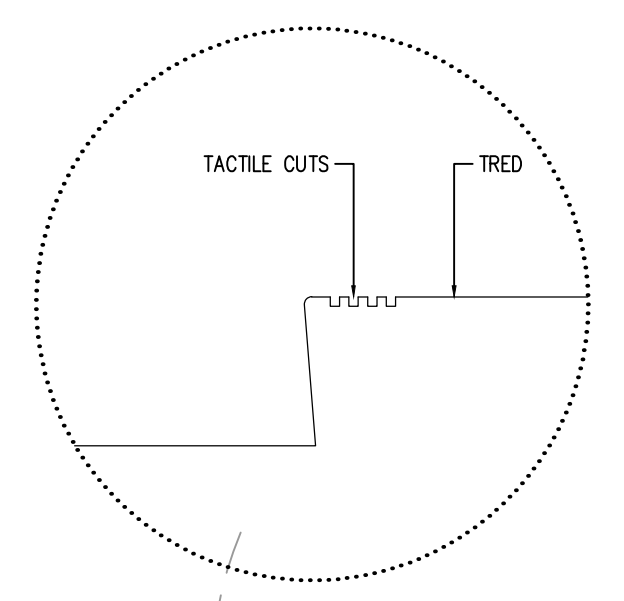


1 RAISED PLANTER CURB
1:10

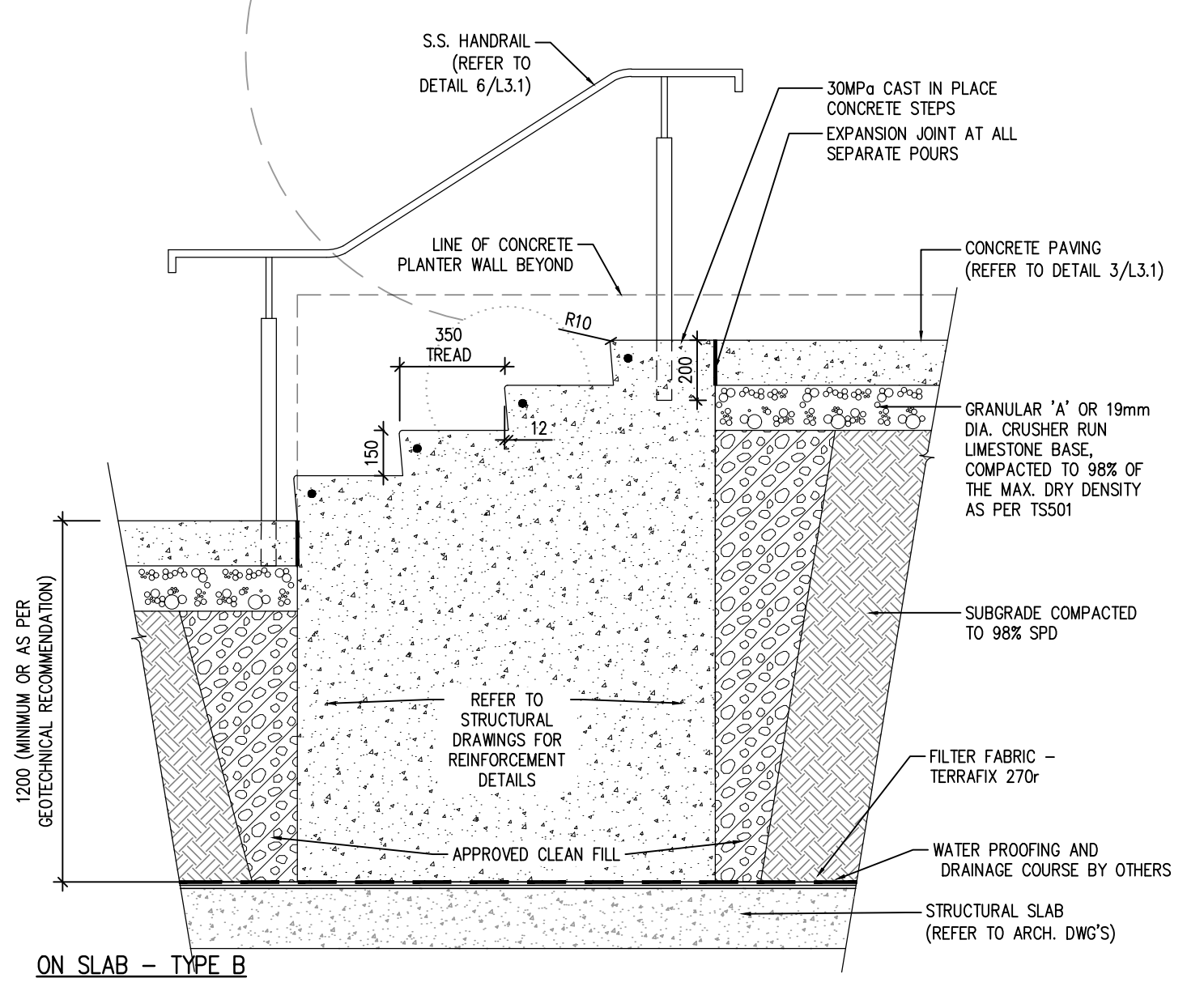
- NOTES:
1. CONTRACTOR TO PROVIDE SHOP DRAWINGS AND FINISH SAMPLES FOR REVIEW PRIOR TO ORDERING MATERIALS.
 2. STRUCTURAL CERTIFICATION OF WALLS AND FOOTINGS TO BE PROVIDED PRIOR TO CONSTRUCTION, CERTIFIED BY STRUCTURAL ENGINEER LICENSED IN THE PROVINCE OF ONTARIO.
 3. ALL EXPOSED CONCRETE TO RECEIVE A BOARD FORM FINISH.
 4. ONLY THE SEAT WALL AT THE PEDESTRIAN ENTRANCE ON TRAFALGAR TO HAVE A CONCRETE BOARD FROM FINISH.



2 SEAT WALL
1:10

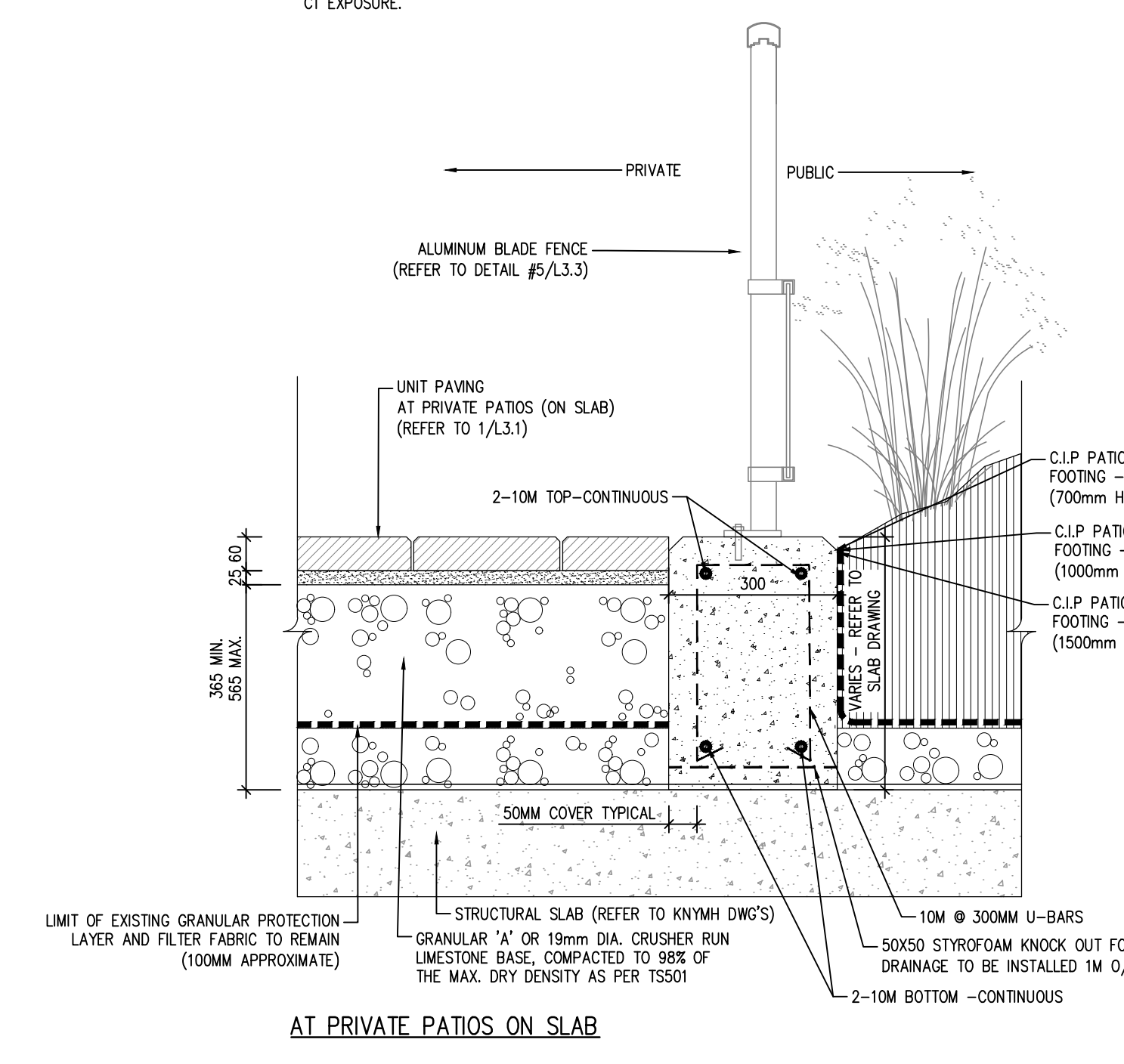


3 C.I.P. CONCRETE STEPS
1:20



4 PATIO ENCLOSURE
1:10


- NOTES:
1. PROVIDE LIGHT SANDBLAST FINISH ON ALL EXPOSED CONCRETE.
 2. PROVIDE SOHM COVER FOR REINFORCING BARS, TYPICAL UNLESS NOTED ON SECTIONS.
 3. ALL REINFORCING STEEL MUST BE Fy=400Mpa
 4. CONCRETE MUST BE Fc=35Mpa AT 28 DAYS, C1 EXPOSURE.



3	Reissued for SPA Submission	Oct. 08/21
2	Reissued for SPA Submission	April 05/21
1	Issued for SPA Submission	Nov. 6/20
No.	Description	Date

Revision

City Approval Stamp



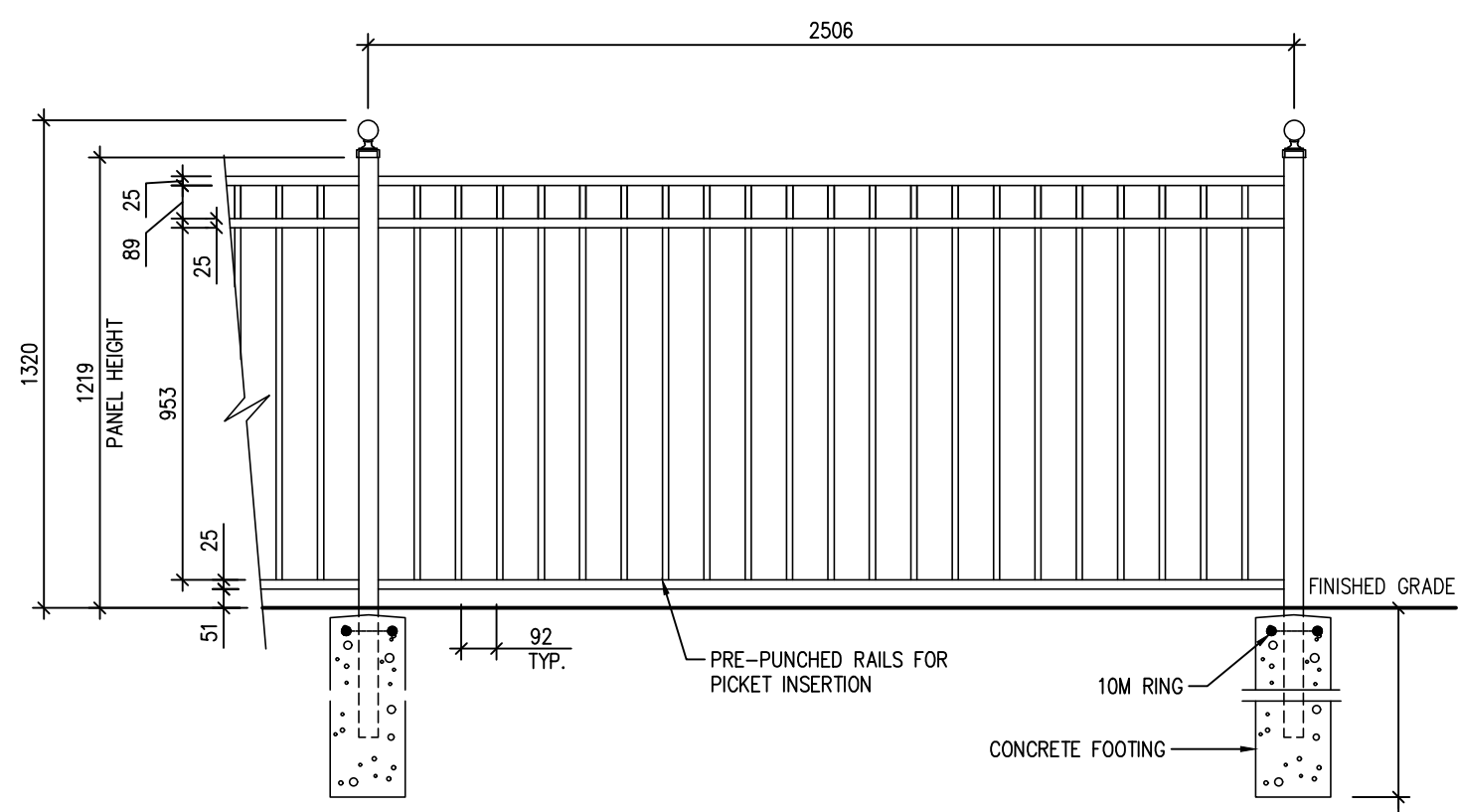
NAK
design strategies

421 KONGESVALLES AVENUE, TORONTO, ON M6R 2N1 CANADA
T 416-340-8700 F 416-340-7100 NAKDESIGNSTRATEGIES.COM

Project
Oakville - Phase 4
Oakville, ON

Title
CONCRETE WALL & STEP DETAILS

Date	xxxx	Sheet
Scale	As Noted	L3.2
Drawn	tfg	
Checked	pd	
Job No.	20-131	



ELEVATION

SPECIFICATIONS:


NOTE: CONTRACTOR TO PROVIDE SHOP DRAWING AND FINISH SAMPLES FOR PREVIEW PRIOR TO ORDERING MATERIALS

POSTS, RAILS & PICKETS: EXTRUDED MARINE ALUMINUM CHROMATE CONVERSION COATING ELECTROSTATICALLY APPLIED THERMALLY BONDED POLYESTER POWDER COATING MINIMUM FILM THICKNESS 2.5 mils E-COAT PRIOR TO ELECTROSTATICALLY APPLIED

POSTS: 51mm x 51mm (2"x2"), .125WALL
 POST CAP: BALL
 RAILS: 25mm x 25mm (1" x 1"), .125WALL
 PICKETS: 16mm x 16mm (5/8" x 5/8"), .080 WALL

FITTINGS: 12 GAUGE STAMPED MARINE ALUMINUM TAMPER PROOF NUT
 WELDS: ALUMINUM
 STANDARD PANEL WIDTH: 2372mm (93 3/8")
 COLOUR: BLACK
 WARRANTY: 5 YEARS

1 DECORATIVE METAL FENCE - 1.2m HT. 1:20



Equiparc

EP 1930

SPECIFICATIONS

Supports: Steel angles, tubes and flats
 Finish: Hot dipped galvanized and polyester powder coated
 Slats: 51mm X 152mm (2" X 6")
 Fasteners: Stainless steel

DPP: Select Douglas fir
 JAT: Jobbe
 IPE: Ipe
 HWA: Select hardwood

Depth: 591mm (23 1/4") Length: 1803mm (71") Height: 850mm (33 1/2") Weight: 82 kg (180 lbs.)

This bench must be anchored.
 Our warranty applies when our product is properly assembled and anchored.

CONCRETE SLABS AND ANCHORS

7002 1 slab 610mm X 2032mm X 152mm (24" X 80" X 6")
 7024 1 slab 1067mm X 2032mm X 152mm (42" X 80" X 6")
 7028 2 slabs 305mm X 211mm X 152mm (12" X 28" X 6")
 QS 4 stainless steel walk bolts
 QAV 4 drop-in anchors with stainless steel thetproof bolts

Confidential information contained herein is the property of Equiparc. Intended use is limited to professionals specifying Equiparc's products and their direct clients. All information is to be copied or disclosed to others without the written consent of Equiparc. All rights reserved. Equiparc, Manufacturer d'Equipement de Parcs

T: 1 800 365-3344 www.equiparc.com 100, rue James Brindley
 F: 1 800 365-2338 info@equiparc.com Saint-Jean-sur-Richelieu, QC Canada J3S 6C1

2 BENCH NTS



Equiparc

EP 5990

SPECIFICATIONS

Frame: Aluminum components
 Finish: Polyester powder coated
 Foot support (UG): Hot-dipped galvanized steel flat

AVAILABLE

5990-AG Surface mount
 5990-UG Inground mount

Depth: 300mm (11 3/4") Length: 200mm (7 7/8") Height: 825mm (32 1/2") Weight: 20 kg (45 lb.)

This bike rack must be anchored.
 Our warranty applies when our product is properly assembled and anchored.

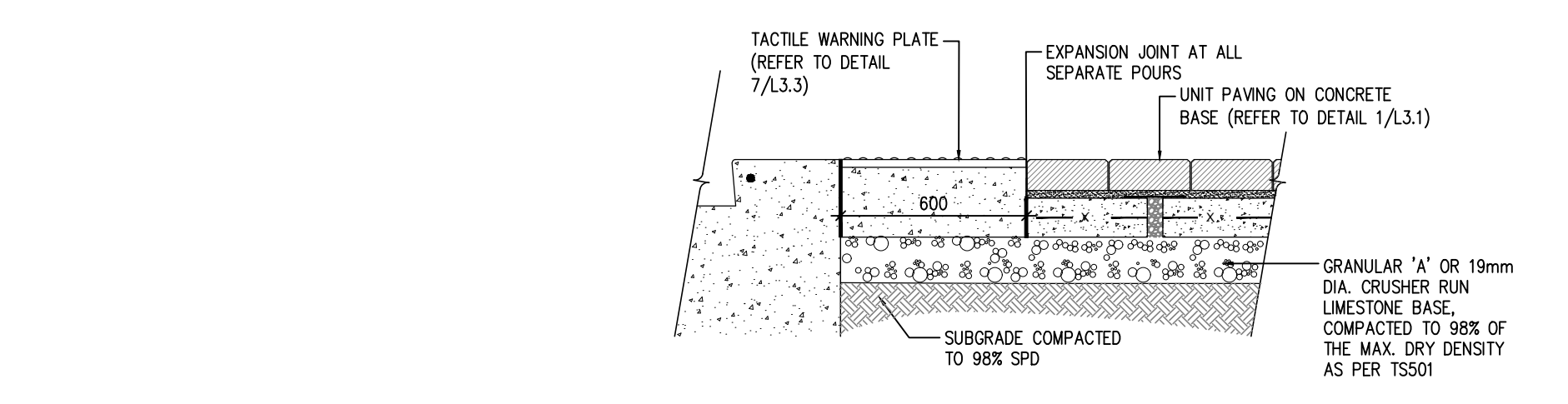
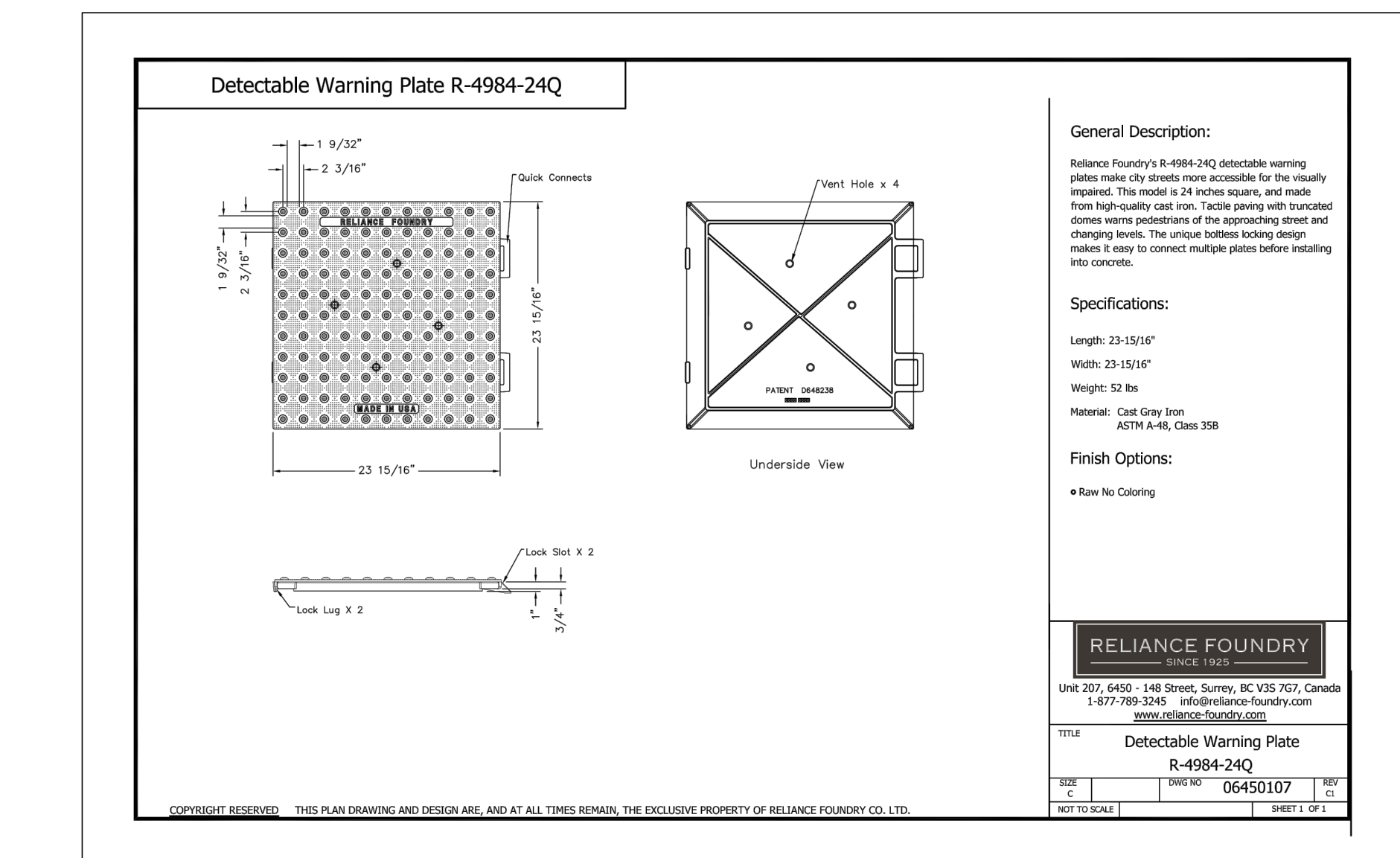
CONCRETE SLABS AND ANCHORS

7005 1 slab 610mm X 610mm X 152mm (24" X 24" X 6")
 7016 1 slab 610mm X 2032mm (24" X 8")
 QS 4 stainless steel walk bolts
 QAV 4 drop-in anchors with stainless steel thetproof bolts

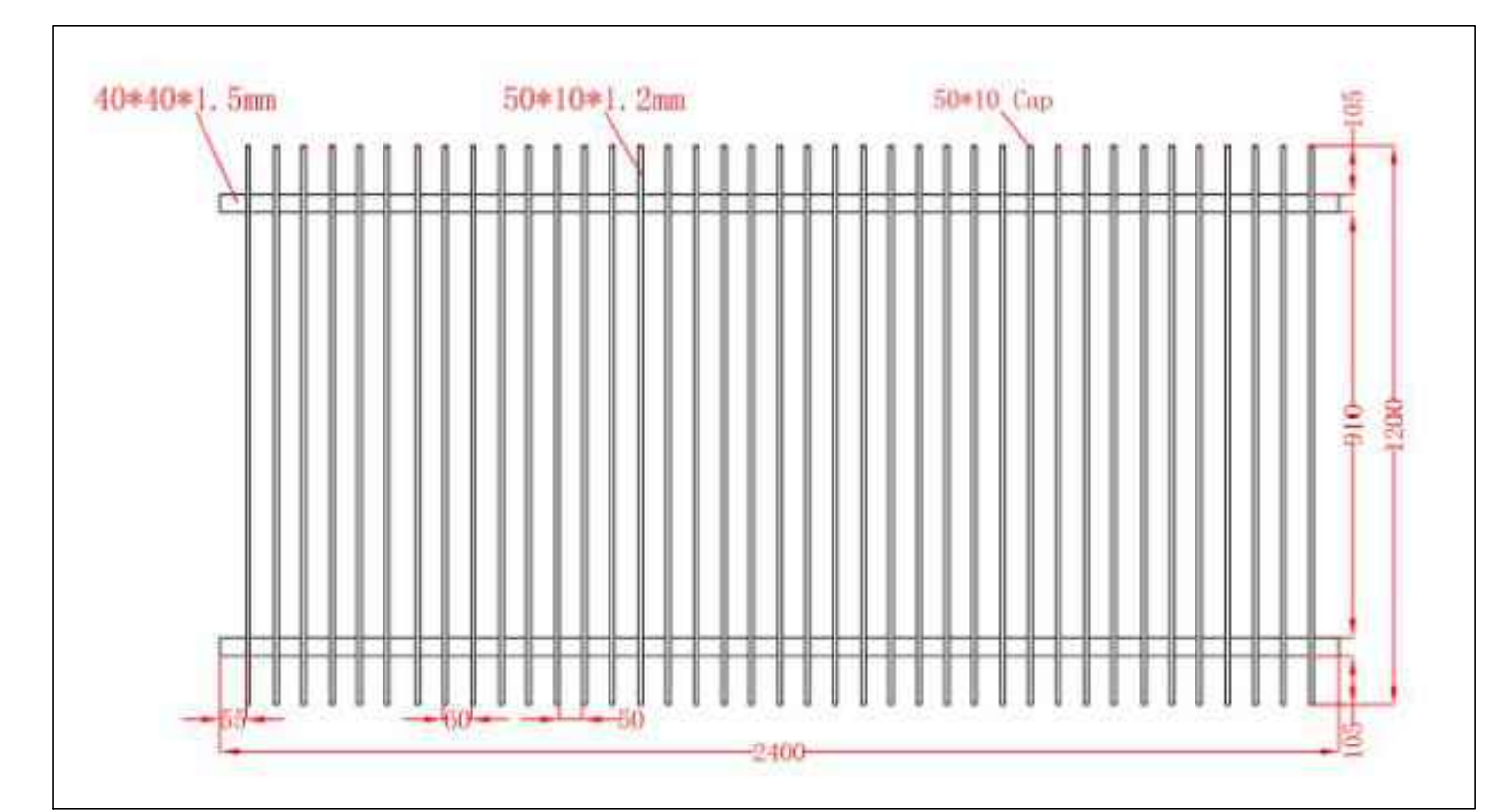
Confidential information contained herein is the property of Equiparc. Intended use is limited to professionals specifying Equiparc's products and their direct clients. All information is to be copied or disclosed to others without the written consent of Equiparc. All rights reserved. Equiparc, Manufacturer d'Equipement de Parcs

T: 1 800 365-3344 www.equiparc.com 100, rue James Brindley
 F: 1 800 365-2338 info@equiparc.com Saint-Jean-sur-Richelieu, QC Canada J3S 6C1

3 BIKE RACK NTS



4 TACTILE WALKING SURFACE INDICATOR NTS




5 ALUMINUM BLADE FENCE NTS

POST SIZING

	MURA 22	MURA 23	MURA 33	MURA 24	MURA 44	MURA 66
Aluminum Post (mm)	51 x 51	51 x 76	76 x 76	51 x 102	102 x 102	152 x 152
Aluminum Post (in)	2 x 2	2 x 3	3 x 3	2 x 4	4 x 4	6 x 6

CUSTOM SIZE




6 PRIVACY PANEL NTS

Contractor shall check all dimensions on the work and report any discrepancy to the Landscape Architect before proceeding. All drawings and specifications are the property of the Landscape Architect and must be returned at the completion of the work. This drawing is not to be used for construction until signed by the Landscape Architect.

No.	Description	Date
3	Reissued for SPA Submission	Oct. 08/21
2	Reissued for SPA Submission	April 05/21
1	Issued for SPA Submission	Nov. 6/20

Revision

City Approval Stamp



NAK
design strategies

421 KONGESVALLES AVENUE, TORONTO, ON M6R 2N1 CANADA
 T 416-340-8700 F 416-340-7100 NAKDESIGNSTRATEGIES.COM

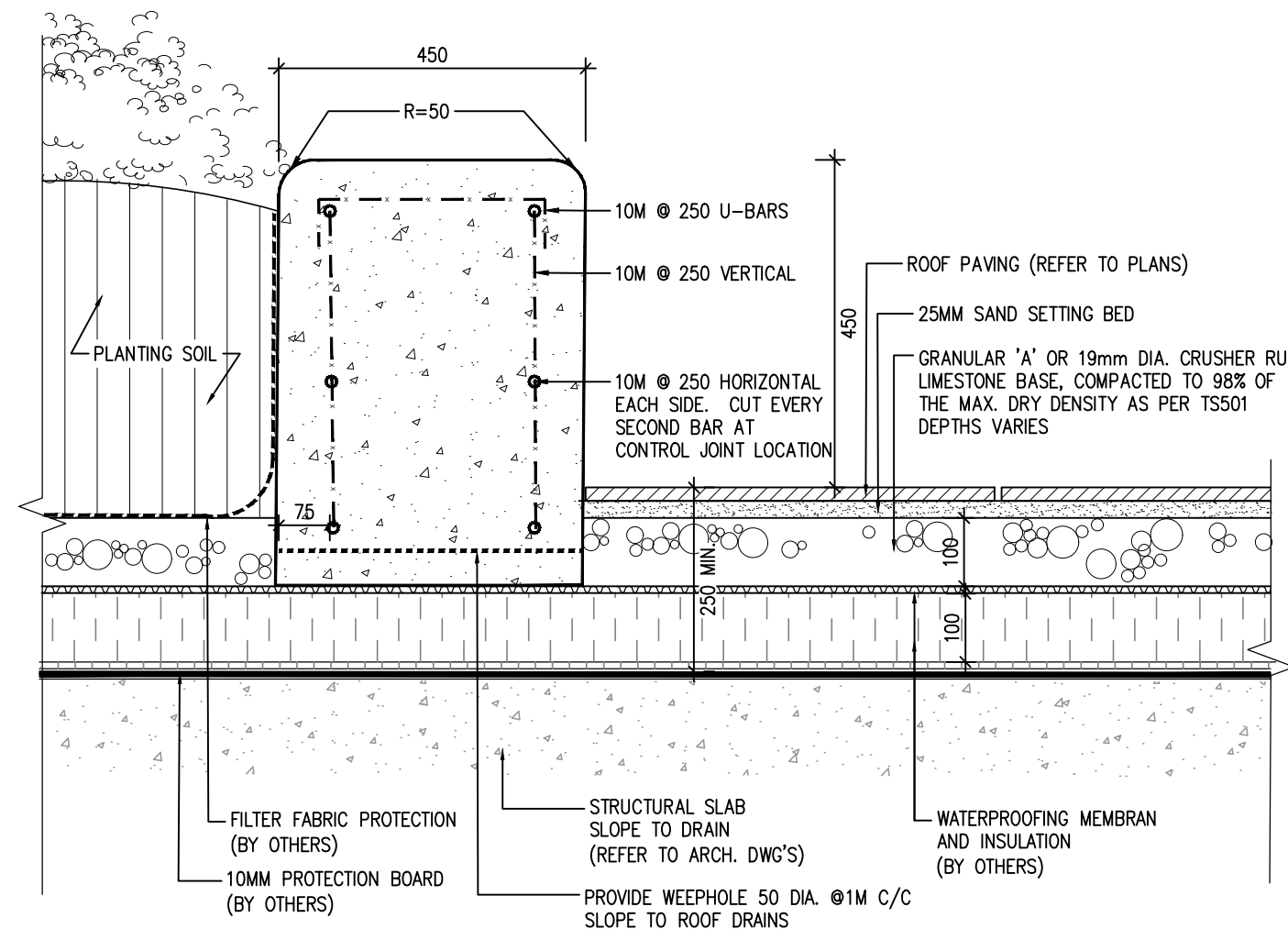
Project

Oakville - Phase 4
 Oakville, ON

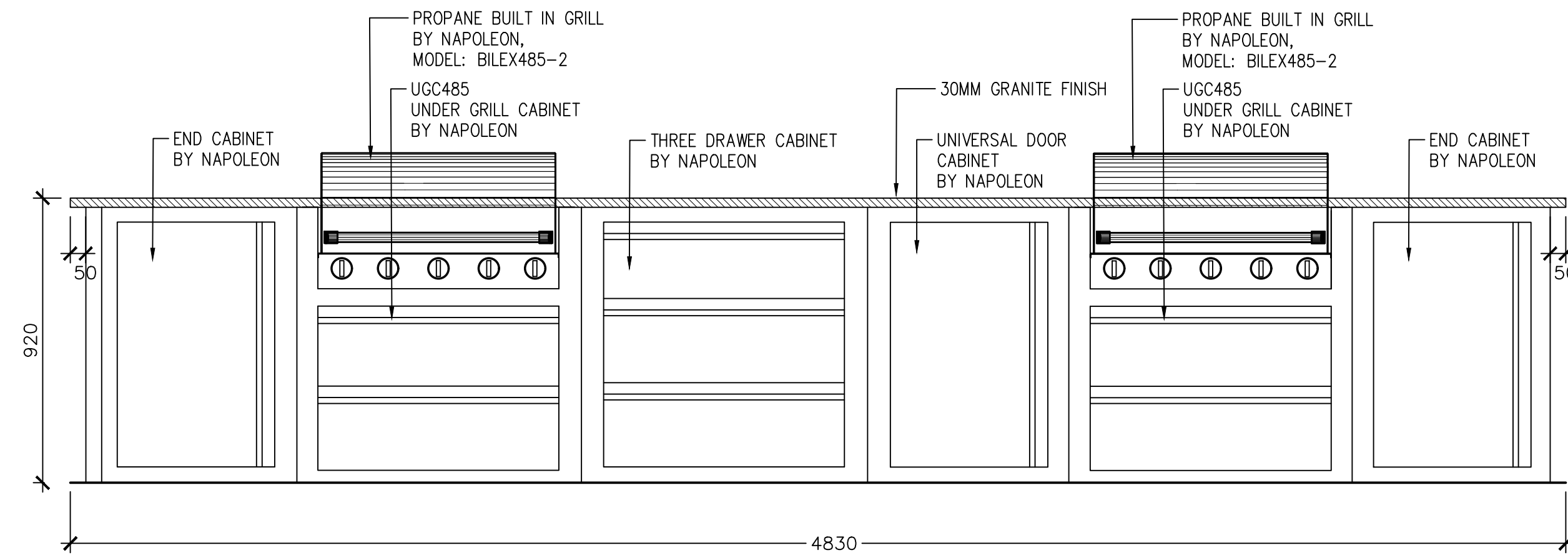
Title
 LANDSCAPE DETAILS

Date: xxxx	Sheet
Scale: As Noted	L3.3
Drawn: tfg	
Checked: pd	
Job No.: 20-131	

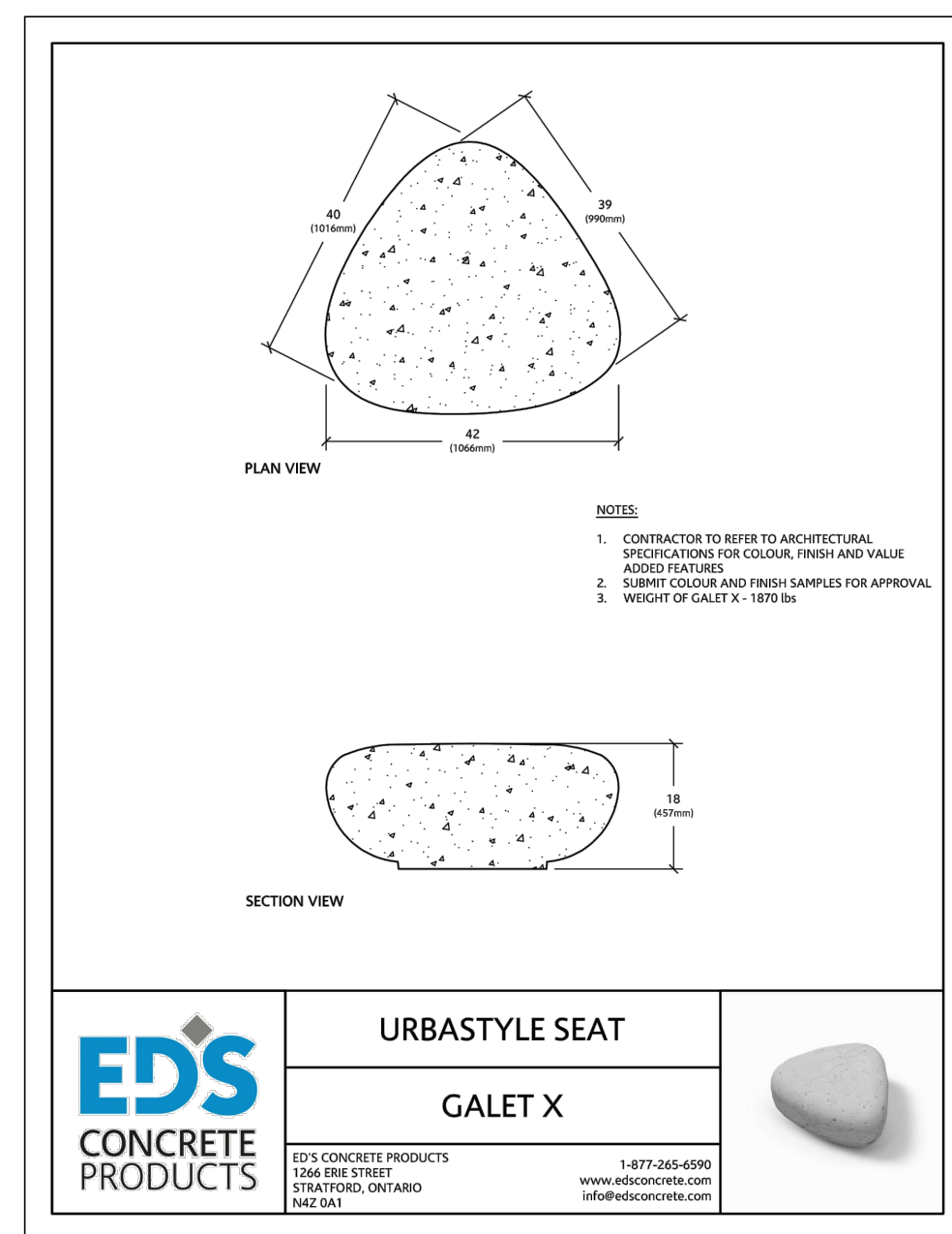
- NOTES:
1. CONTRACTOR TO PROVIDE SHOP DRAWINGS AND FINISH SAMPLES FOR REVIEW PRIOR TO ORDERING MATERIALS.
 2. STRUCTURAL CERTIFICATION OF WALLS AND FOOTINGS TO BE PROVIDED PRIOR TO CONSTRUCTION, CERTIFIED BY STRUCTURAL ENGINEER LICENSED IN THE PROVINCE OF ONTARIO.
 3. ALL EXPOSED CONCRETE TO RECEIVE A LIGHT SANDBLAST FINISH.
 4. PROVIDE V-SHAPE VERTICAL CONTROL JOINTS 12MM DEEP, MAXIMUM SPACING 4500MM.



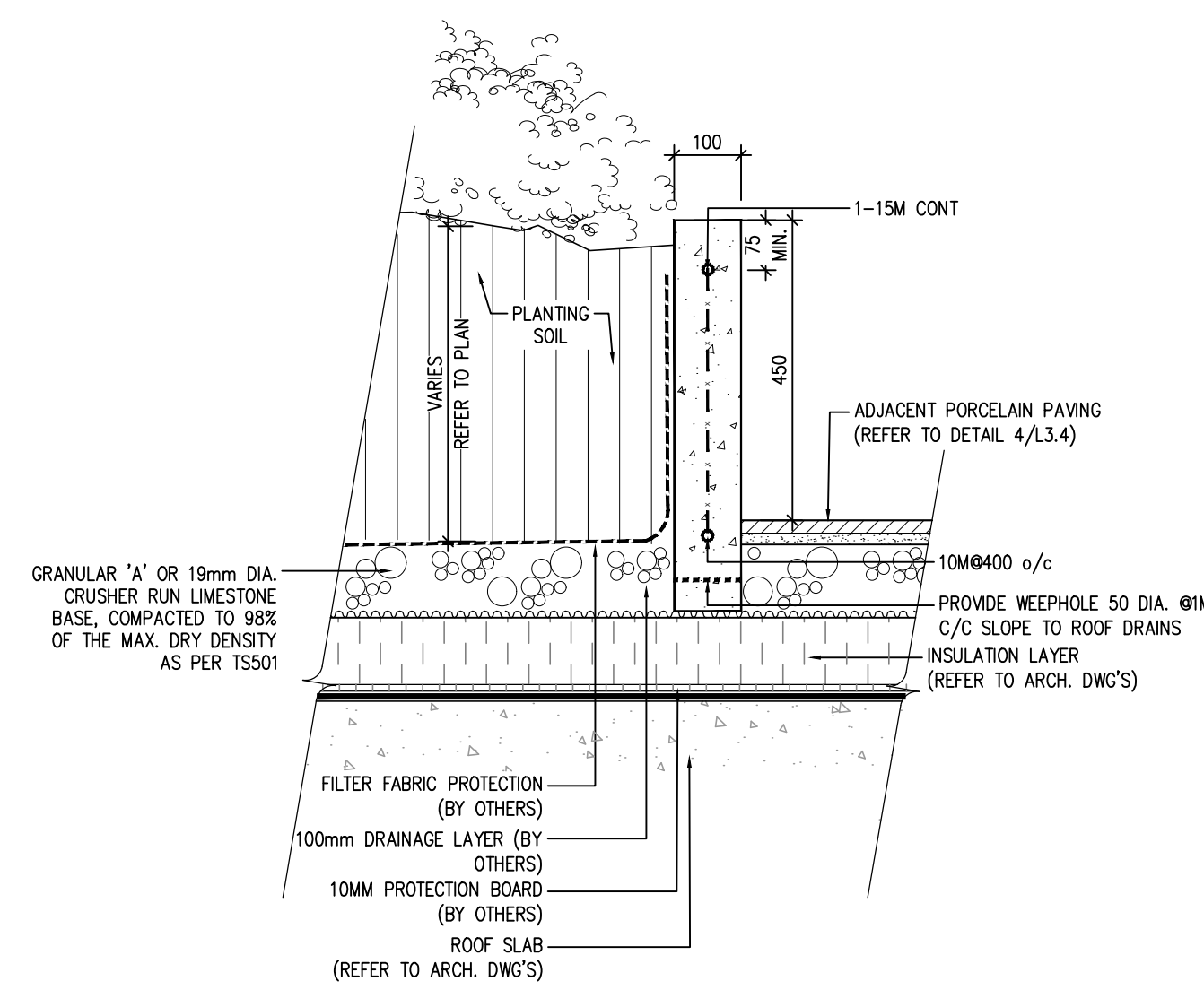
1 SEAT WALL AT ROOF
1:10



2 BBQ COUNTER - AMENITY LEVEL 2
1:15

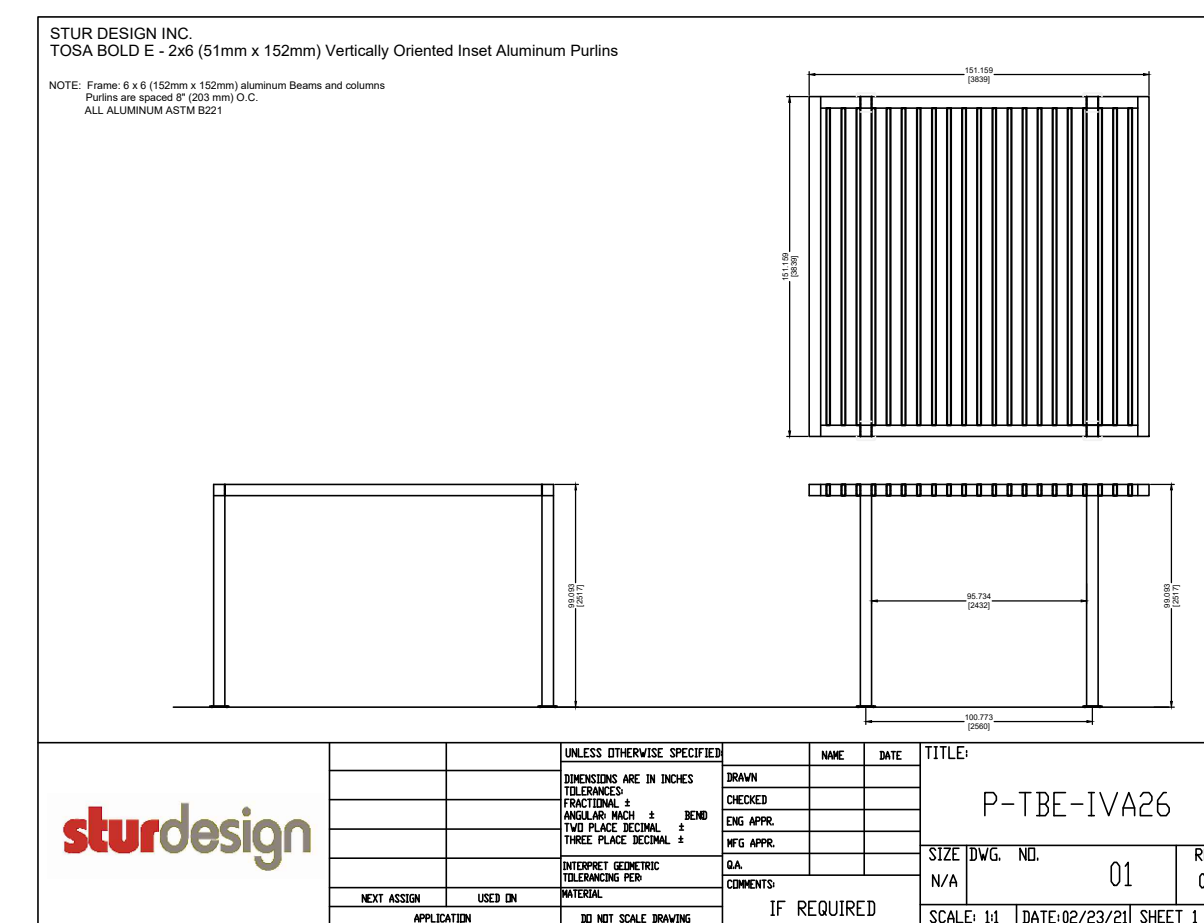


3 PEBBLE SEATING
NTS




CONDITION ON STRUCTURAL ROOF SLAB

4 450mm PLANTER CURB
1:10



TYPE A - TOSA BOLD E

5 LEVEL 2 SHADE STRUCTURES BY STURDESIGN
N.T.S



TYPE B - ARCO F

Contractor shall check all dimensions on the work and report any discrepancy to the Landscape Architect before proceeding. All drawings and specifications are the property of the Landscape Architect and must be returned at the completion of the work. This drawing is not to be used for construction until signed by the Landscape Architect.

2	Reissued for SPA Submission	Oct. 08/21
1	Reissued for SPA Submission	April 05/21
No.	Description	Date
Revision		
City Approval Stamp		



NAK design strategies

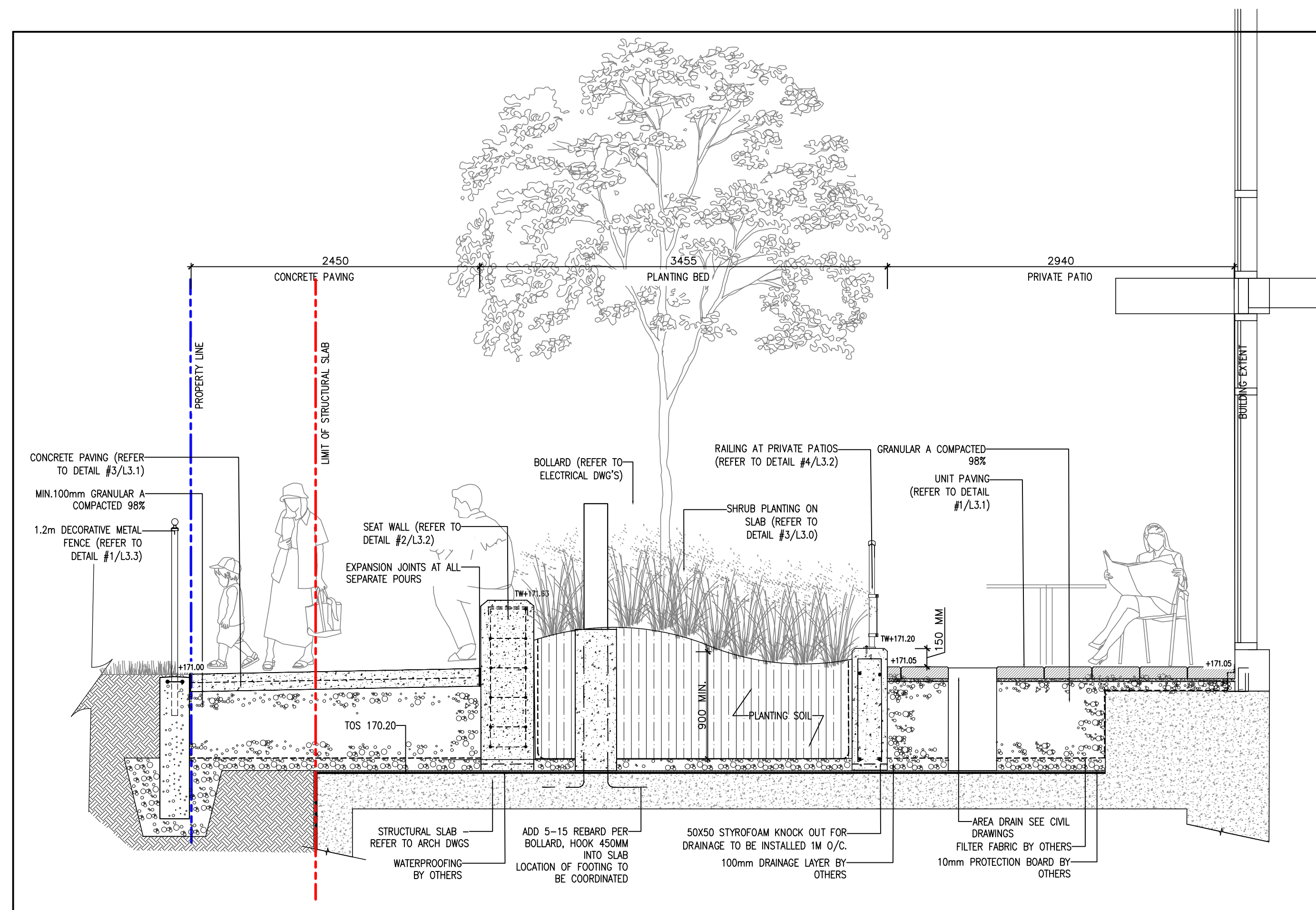
421 KONGESVALLES AVENUE, TORONTO, ON M6R 2N1 CANADA
T 416-340-8700 F 416-340-7100 NAKDESIGNSTRATEGIES.COM

Project

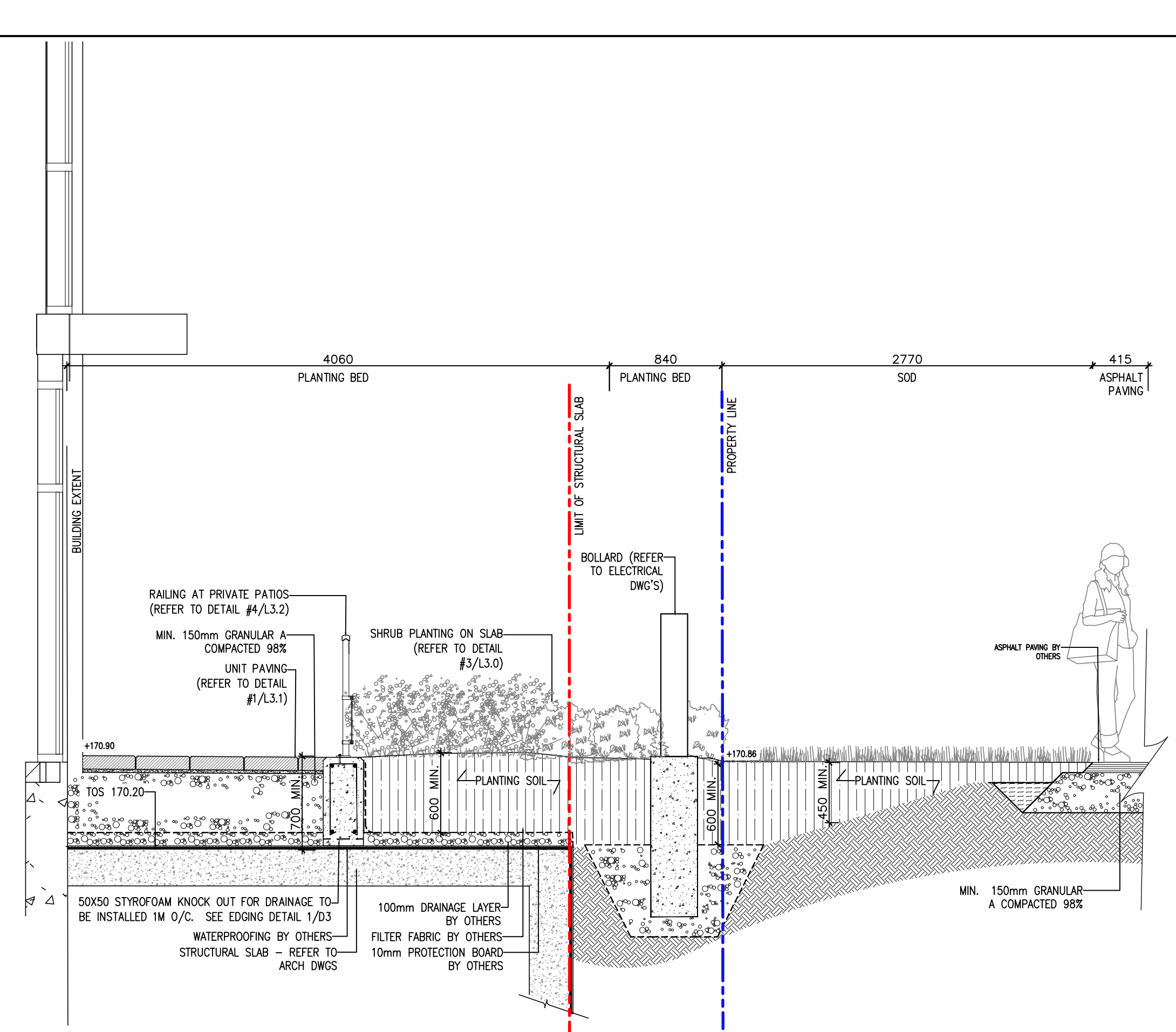
Oakville - Phase 4
Oakville, ON

Title	ROOF DETAILS
Date	xxxx
Scale	As Noted
Drawn	tfg
Checked	pd
Job No.	20-131
Sheet	L3.5

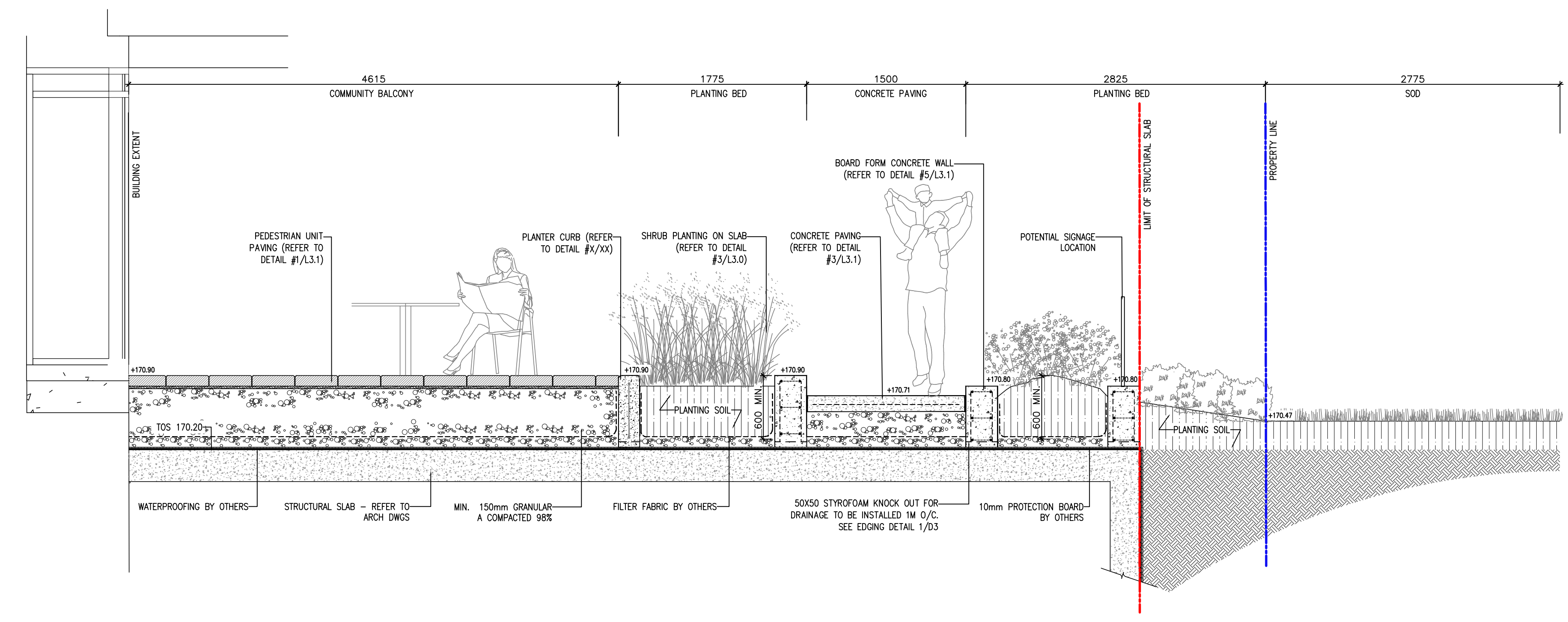
Contractor shall check all dimensions on the work and report any discrepancy to the Landscape Architect before proceeding. All drawings and specifications are the property of the Landscape Architect and must be returned at the completion of the work. This drawing is not to be used for construction until signed by the Landscape Architect.



1 SECTION A - CONDITION ON SLAB
1:30



2 SECTION B - CONDITION ON GRADE
1:30




3 SECTION C
1:30

2	Reissued for SPA Submission	Oct. 08/21
1	Reissued for SPA Submission	April 05/21
No.	Description	Date

Revision

City Approval Stamp



NAK
design strategies

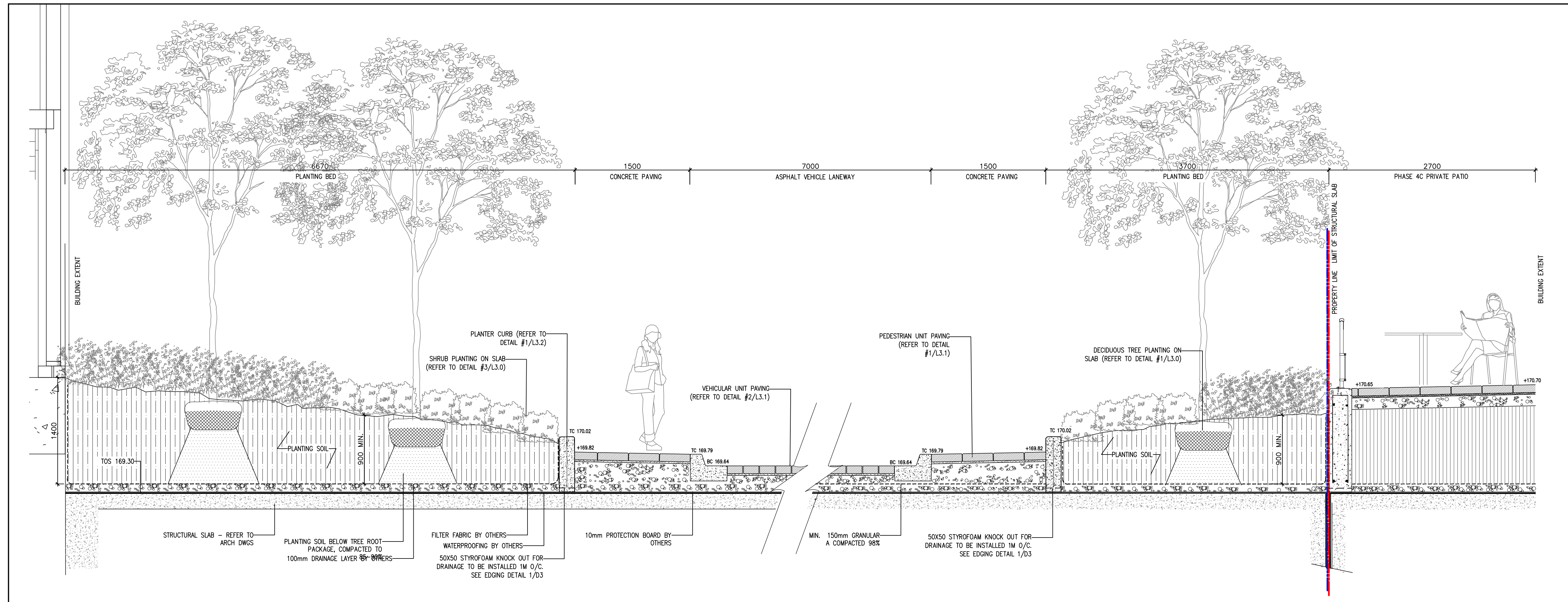
421 KONGESVALLES AVENUE, TORONTO, ON M6R 2N1 CANADA
T 416.340.8700 F 416.340.7100 NAKDESIGNSTRATEGIES.COM

Oakville - Phase 4
Oakville, ON

Title
SECTIONS

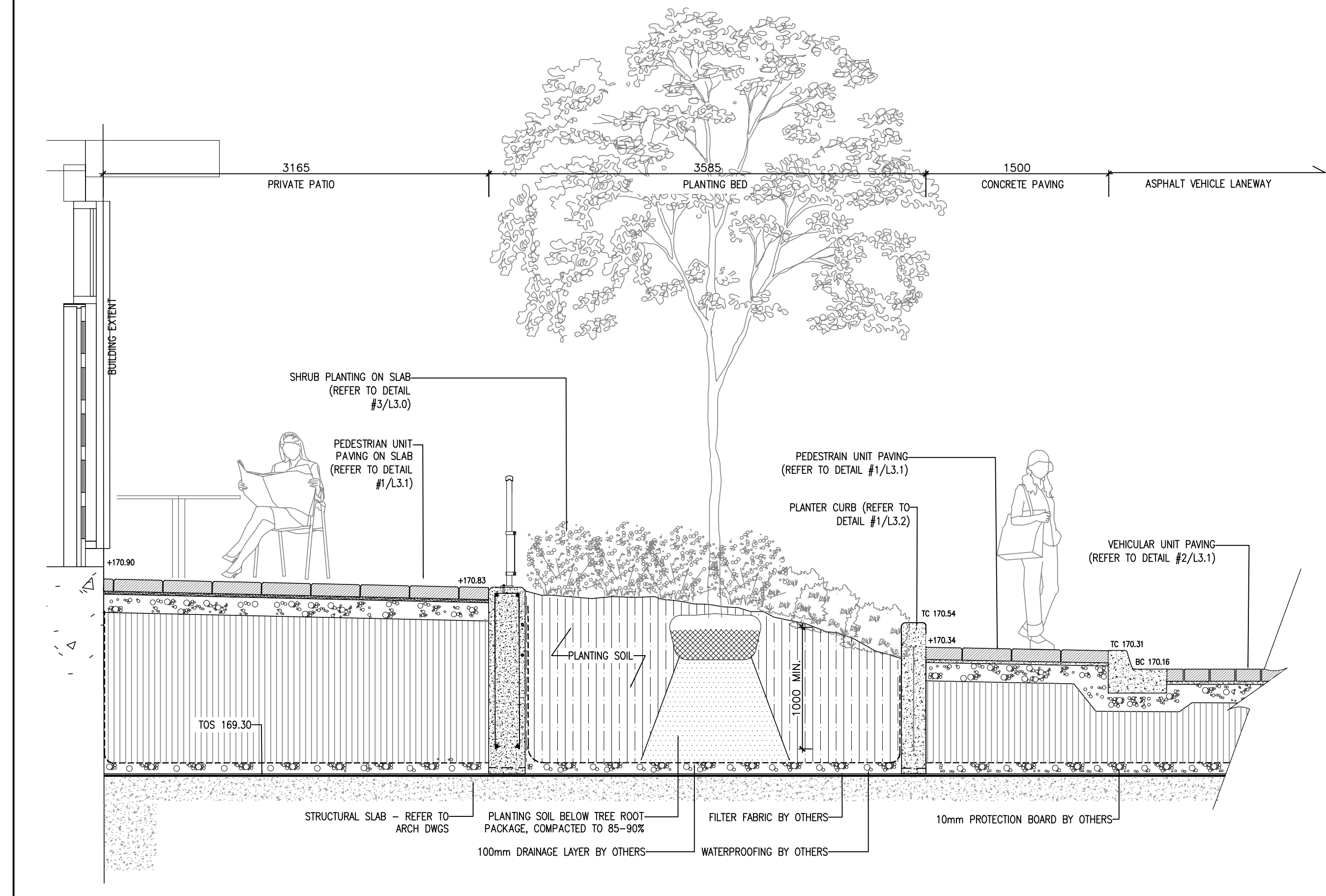
Date	xxxx	Sheet
Scale	As Noted	L3.6
Drawn	tfg	
Checked	pd	
Job No.	20-131	

Contractor shall check all dimensions on the work and report any discrepancy to the Landscape Architect before proceeding. All drawings and specifications are the property of the Landscape Architect and must be returned at the completion of the work. This drawing is not to be used for construction until signed by the Landscape Architect.




1 SECTION D
1:30

-		
-		
-		
-		
2	Reissued for SPA Submission	Oct. 08/21
1	Reissued for SPA Submission	April 05/21
No.	Description	Date
Revision		
City Approval Stamp		



2 SECTION E
1:30



NAK
design strategies

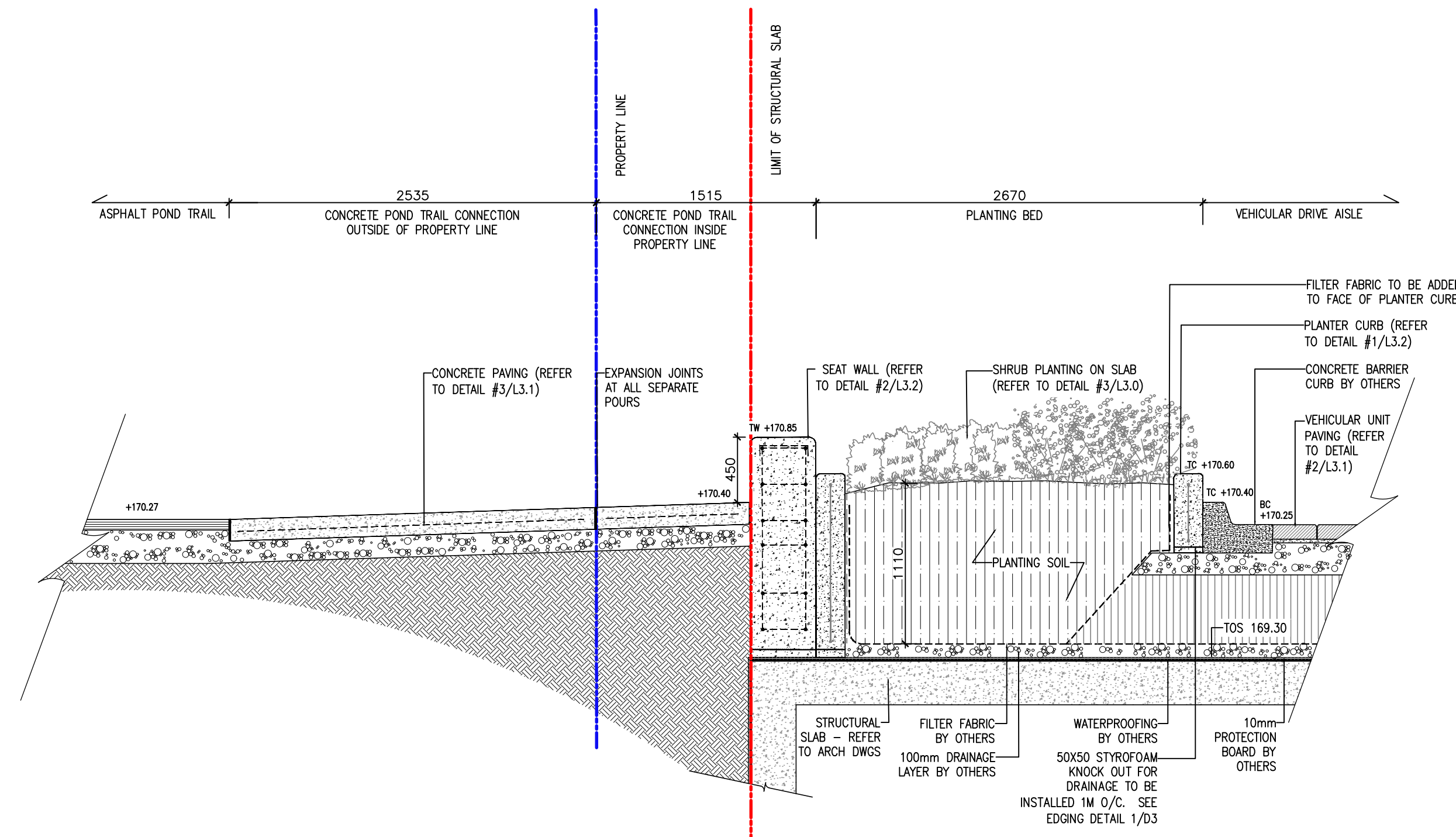
421 KONGESVALLES AVENUE, TORONTO, ON M6R 2N1 CANADA
T 416-340-8700 F 416-340-7100 NAKDESIGNSTRATEGIES.COM
Project

Oakville - Phase 4
Oakville, ON

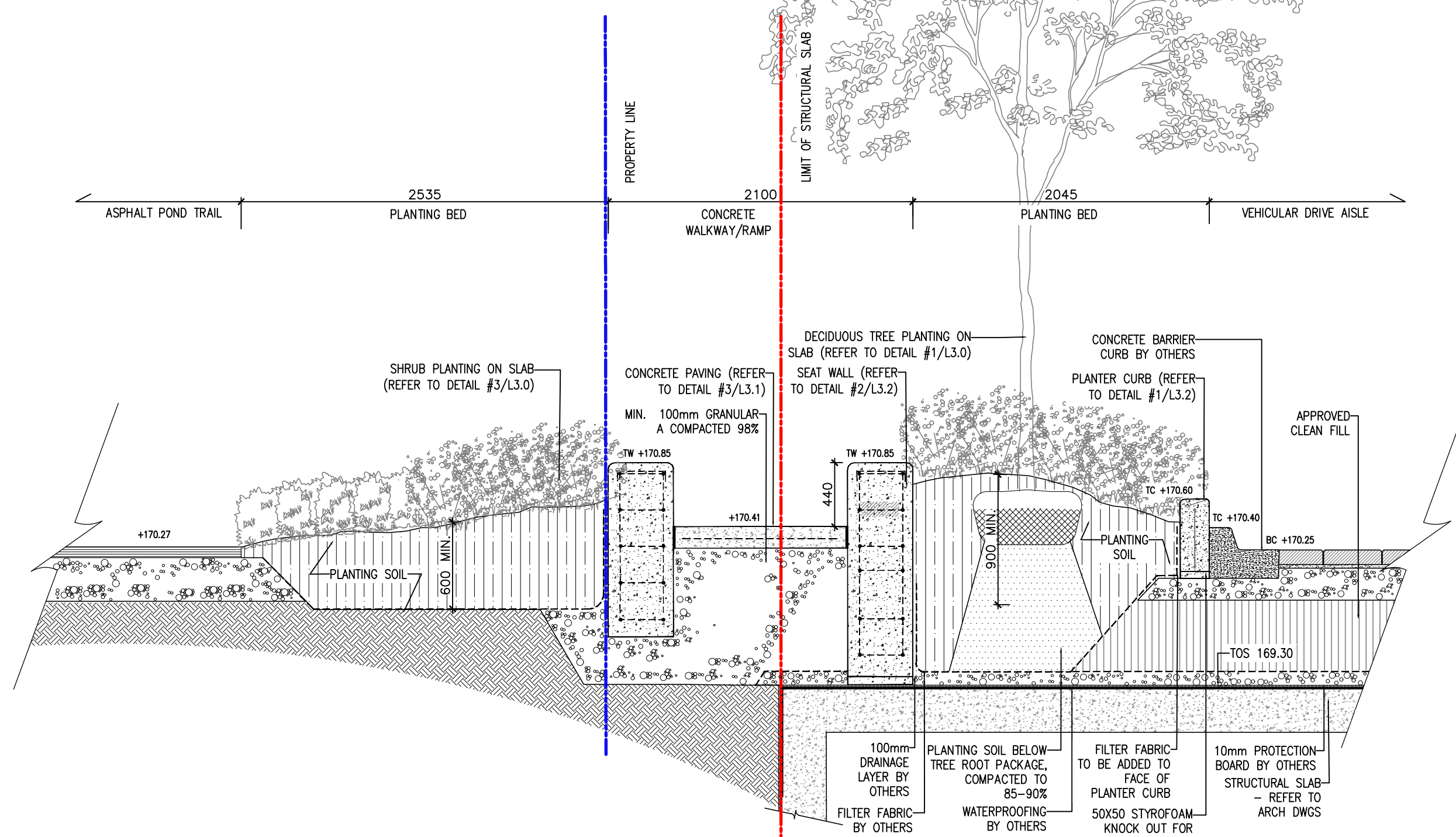
Title
SECTIONS

Date	xxxx	Sheet
Scale	As Noted	L3.7
Drawn	tfj	
Checked	pd	
Job No.	20-131	

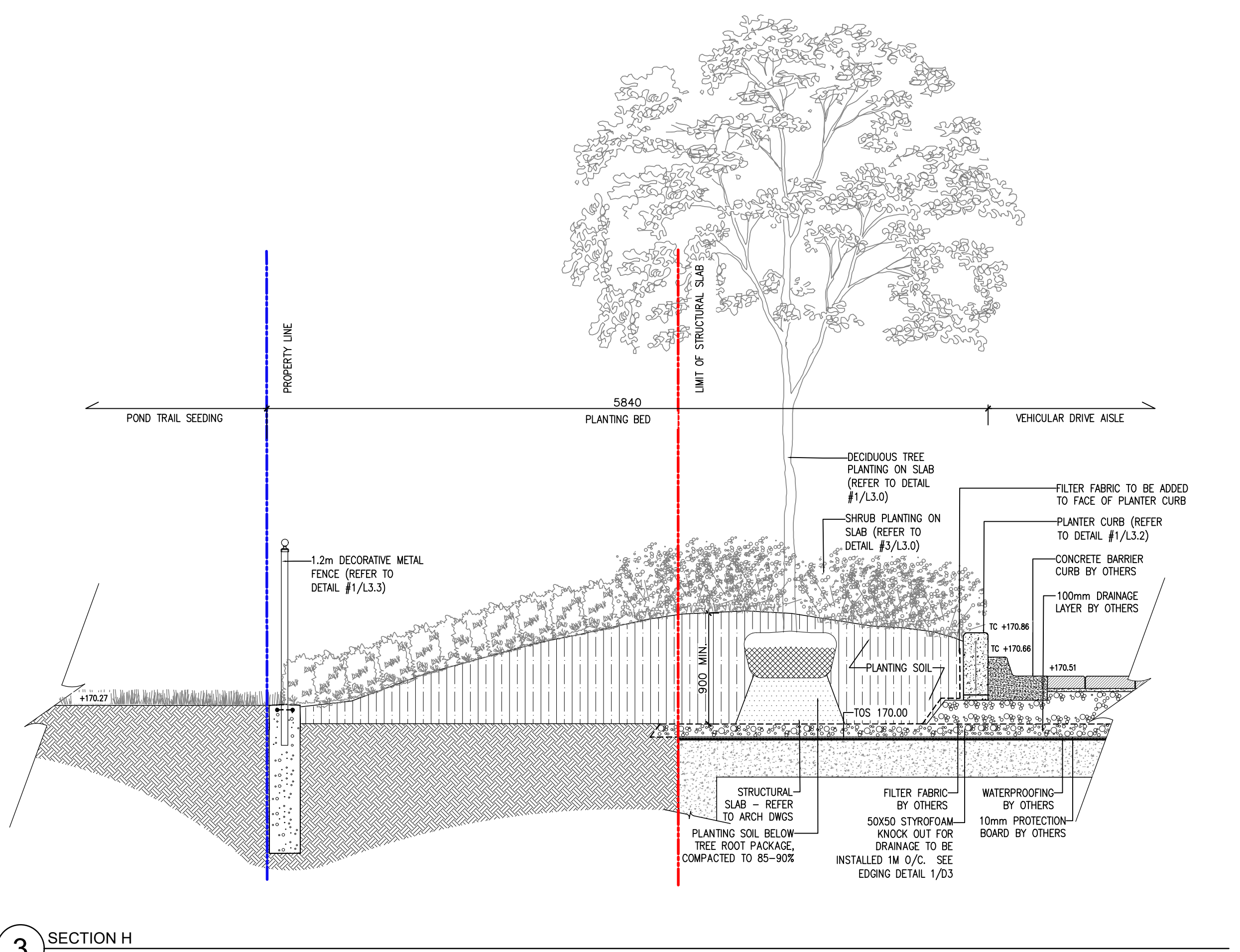
Contractor shall check all dimensions on the work and report any discrepancy to the Landscape Architect before proceeding. All drawings and specifications are the property of the Landscape Architect and must be returned at the completion of the work. This drawing is not to be used for construction until signed by the Landscape Architect.



1 SECTION F
1:30



2 SECTION G
1:30




3 SECTION H
1:30

1	Reissued for SPA Submission	Oct. 08/21
No.	Description	Date

Revision

City Approval Stamp



NAK
design strategies

421 KONGESVALLES AVENUE, TORONTO, ON M6R 2N1 CANADA
T 416-340-8700 F 416-340-7100 NAKDESIGNSTRATEGIES.COM

Project

Oakville - Phase 4
Oakville, ON

Title

SECTIONS

Date	xxxx	Sheet
Scale	As Noted	L3.8
Drawn	tfg	
Checked	pd	
Job No.	20-131	