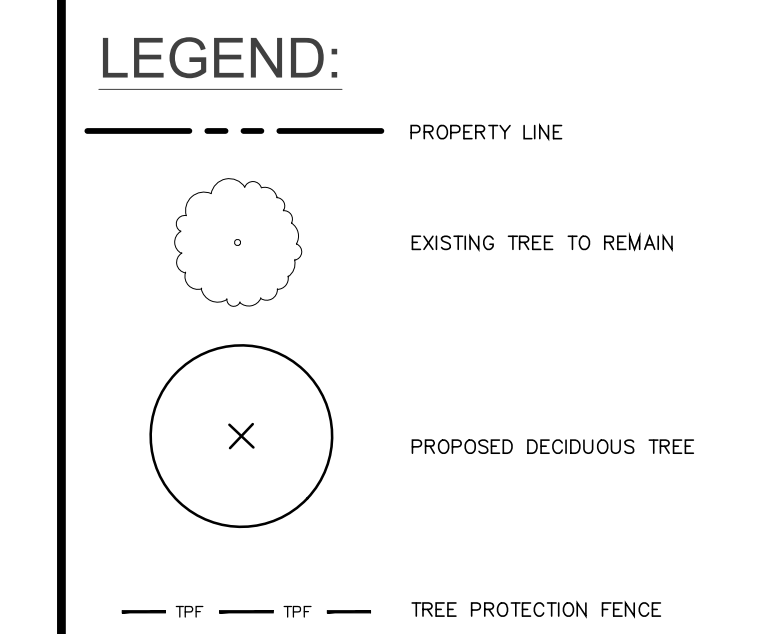


KEY PLAN N.T.S.

BASE INFORMATION TAKEN FROM DRAWINGS BY OTHERS. S4 DDOE NOT ASSUME ANY RESPONSIBILITY FOR ERRORS, OMISSIONS OR ACCURACY OF THE INFORMATION. DRAWINGS SHALL ONLY BE USED FOR GUIDELINE PURPOSES ONLY.

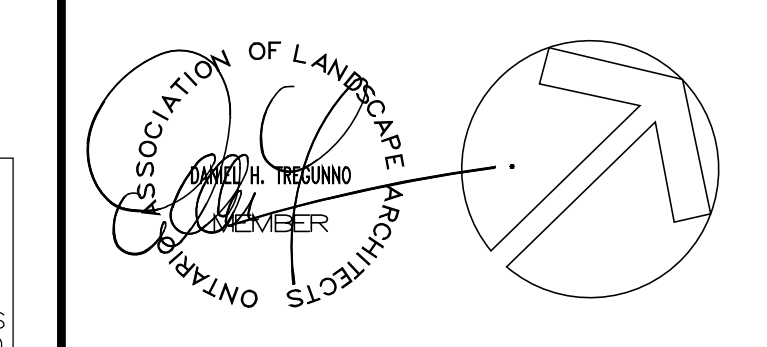


DATE	DESCRIPTION	CHECKED BY
AUG. 8 2019	ISSUED FOR SITE PLAN APPROVAL	1. JK

REVISIONS

DATE	DESCRIPTION	CHECKED BY
------	-------------	------------

NOTE: Contractor is to check and verify all dimensions and conditions on the project, and is to immediately report any discrepancies to the landscape architect before proceeding with the work.



THE HALTON CATHOLIC DISTRICT SCHOOL BOARD



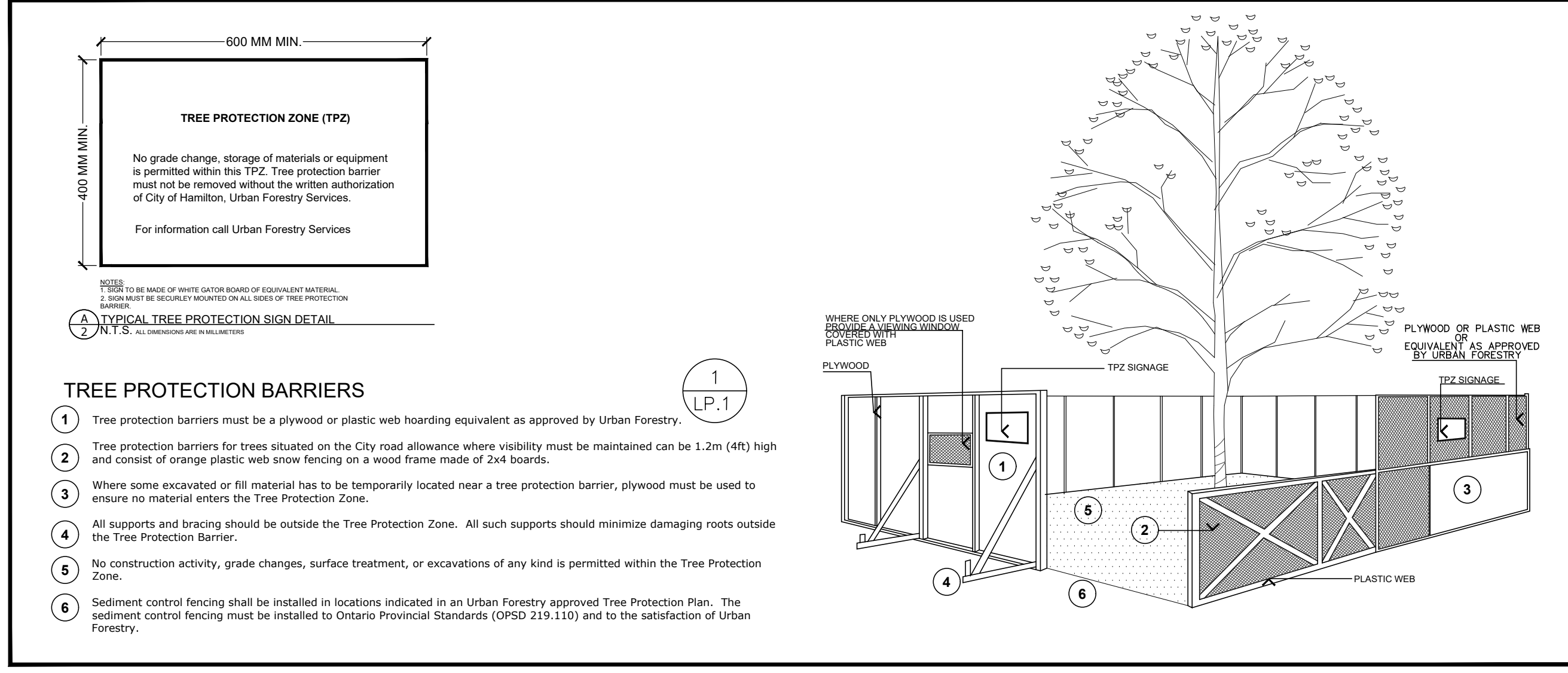
Project Name: **ST. JAMES CATHOLIC ELEMENTARY SCHOOL**
 255 MORDEN ROAD, OAKVILLE
 Sheet Description: **LANDSCAPE PLAN & DETAILS**

Date	Issue
JUNE 2019	AUG. 2019
Job No:	Drawn By:
S4 1630	RO
Scale:	Checked By:
1:300	DT
SHEET No:	File No:
LP.1	1630LP-190806.DWG

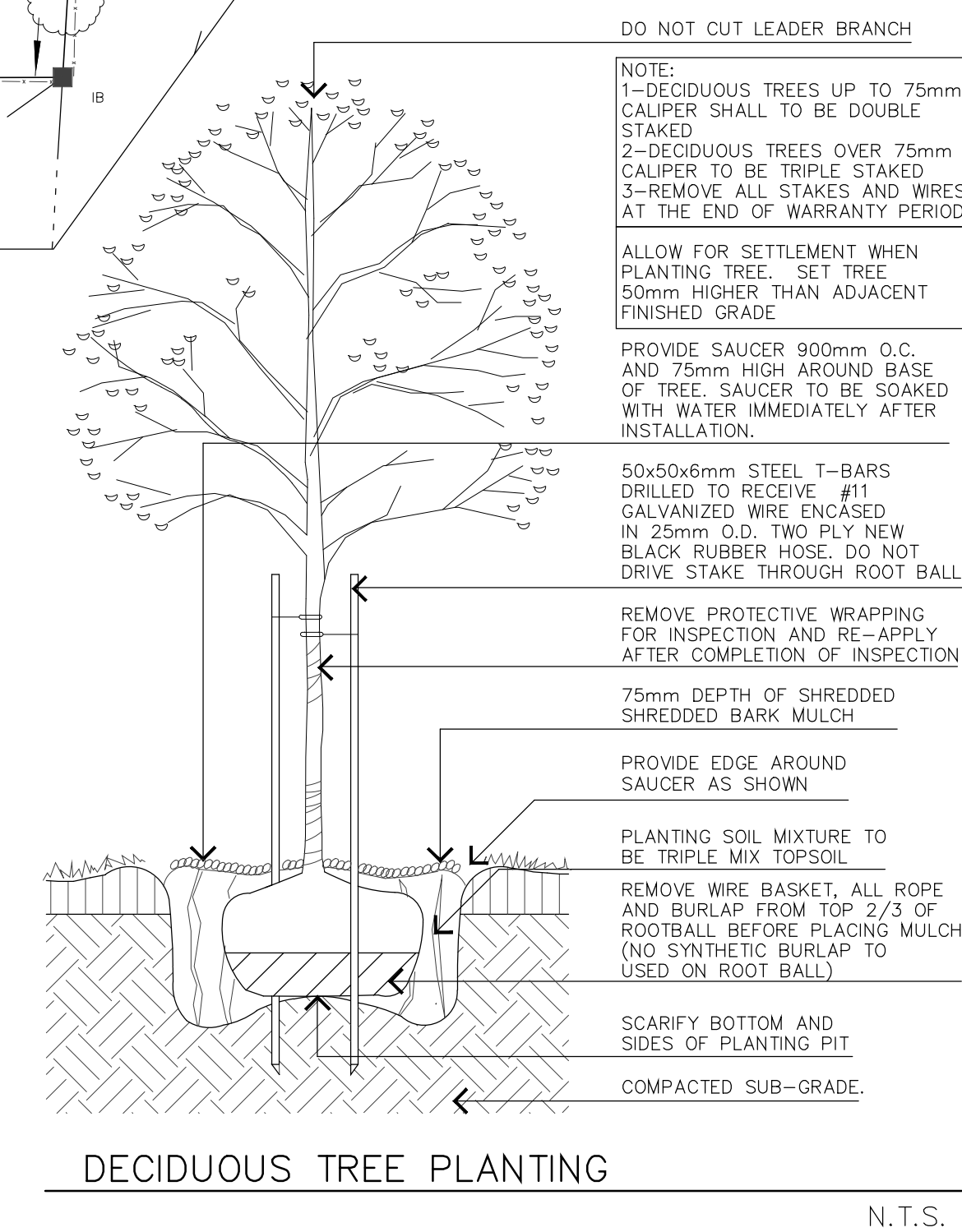
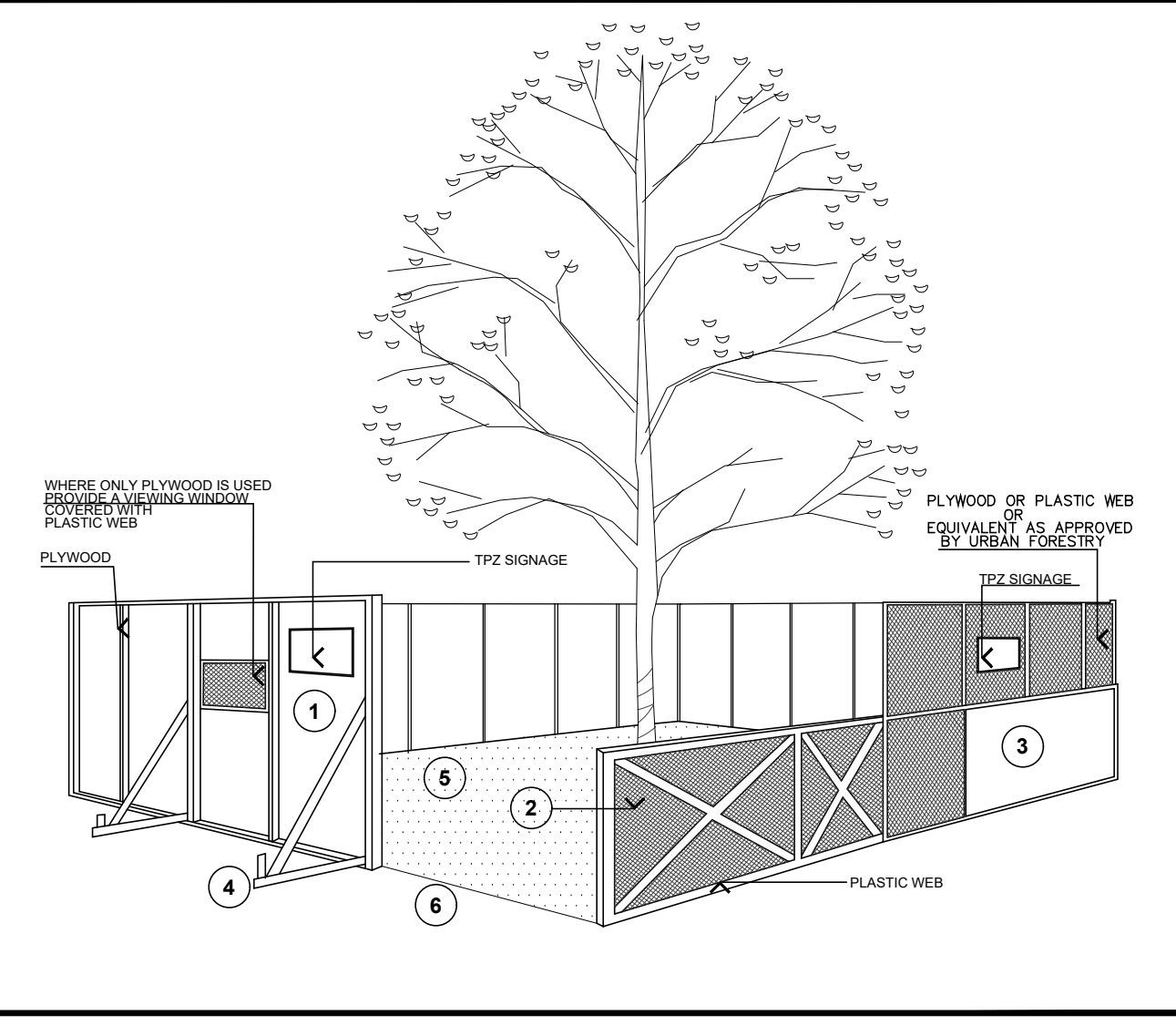
PLANT LIST

BOTANICAL NAME	COMMON NAME	CAL.	HEIGHT	SPREAD	COND.	REMARKS	QTY.
DECIDUOUS TREES							
<i>Syringa reticulata</i>	Ivory Silk lilac	80mm	-	-	W.B.	SPECIMEN	26
<i>Tilia cordata</i>	little-leaf linden	80mm	-	-	W.B.	SPECIMEN	22

NOTE:
 1. IN CASE OF DISCREPANCY BETWEEN PLAN AND QUANTITIES ON PLANT LIST, CONTRACTOR TO SUPPLY AND INSTALL PLANT MATERIAL AS PER QUANTITIES LISTED ON LANDSCAPE PLAN.
 2. PLANT MATERIALS TO CONFORM TO CANADIAN NURSERY ASSOCIATION METRIC GUIDE SPECIFICATIONS FOR NURSERY STOCKS, LATEST EDITION.
 3. CONTRACTOR TO STAKE OUT ALL LOCATIONS FOR ALL UTILITIES PRIOR TO STAKING OUT TREE LOCATIONS.
 4. ALL SHRUB AND PERENNIAL PLANTINGS SHALL BE IN CONTINUOUS MULCHED BEDS, UNLESS OTHERWISE NOTED.
 5. ALL PLANT MATERIALS TO HAVE A 1-YEAR WARRANTY PERIOD.



- TREE PROTECTION BARRIERS**
- Tree protection barriers must be a plywood or plastic web hearing equivalent as approved by Urban Forestry.
 - Tree protection barriers for trees situated on the City road allowance where visibility must be maintained can be 1.2m (4ft) high and consist of orange plastic web fence on a wood frame made of 2x4 boards.
 - Where some excavated or fill material has to be temporarily located near a tree protection barrier, plywood must be used to ensure no material enters the Tree Protection Zone.
 - All supports and bracing should be outside the Tree Protection Zone. All such supports should minimize damaging roots outside the Tree Protection Barrier.
 - No construction activity, grade changes, surface treatment, or excavations of any kind is permitted within the Tree Protection Zone.
 - Sediment control fencing shall be installed in locations indicated in an Urban Forestry approved Tree Protection Plan. The sediment control fencing must be installed to Ontario Provincial Standards (OPS 219-110) and to the satisfaction of Urban Forestry.



DO NOT CUT LEADER BRANCH

NOTE:
 1-DECIDUOUS TREES UP TO 75mm CALIPER SHALL TO BE DOUBLE STAKED
 2-DECIDUOUS TREES OVER 75mm CALIPER TO BE TRIPLE STAKED
 3-REMOVE ALL STAKES AND WIRES AT THE END OF WARRANTY PERIOD

ALLOW FOR SETTLEMENT WHEN PLANTING TREE. SET TREE 50mm HIGHER THAN ADJACENT FINISHED GRADE

PROVIDE SAUCER 900mm O.C. AND 75mm HIGH AROUND BASE OF TREE. SAUCER TO BE SOAKED WITH WATER IMMEDIATELY AFTER INSTALLATION.

50x50x6mm STEEL T-BARS DRILLED TO RECEIVE #1 GALVANIZED WIRE ENCASED IN 25mm O.D. TWO PLY NEW BLACK RUBBER HOSE. DO NOT DRIVE STAKE THROUGH ROOT BALL.

REMOVE PROTECTIVE WRAPPING FOR INSPECTION AND RE-APPLY AFTER COMPLETION OF INSPECTION

75mm DEPTH OF SHREDED SHREDDED BARK MULCH

PROVIDE EDGE AROUND SAUCER AS SHOWN

PLANTING SOIL MIXTURE TO BE TRIPLE MIX TOPSOIL

REMOVE WIRE BASKET, ALL ROPE AND BURLAP FROM TOP 2/3 OF ROOTBALL BEFORE PLACING MULCH (NO SYNTHETIC BURLAP TO USED ON ROOT BALL)

SCARIFY BOTTOM AND SIDES OF PLANTING PIT

COMPACTED SUB-GRADE.

N.T.S.