

CONTRACTOR MUST CHECK AND VERIFY ALL DIMENSIONS AND JOB CONDITIONS BEFORE PROCEEDING WITH WORK.
 ALL DRAWINGS MAY BE SUBJECT TO CHANGE DUE TO COMMENTS FROM MUNICIPAL DEPARTMENTS AND OTHER AGENCIES WITH AUTHORITY.
 ALL DRAWINGS AND SPECIFICATIONS ARE THE PROPERTY OF THE ARCHITECTS AND MUST BE RETURNED AT THE COMPLETION OF THE WORK.
 THE CONTRACTOR WORKING FROM DRAWINGS NOT SPECIFICALLY MARKED FOR CONSTRUCTION MUST ASSUME FULL RESPONSIBILITY AND BEAR COSTS FOR ANY CORRECTIONS OR DAMAGES RESULTING FROM HIS OR HER WORK.

KEY TO DETAIL LOCATION
 No. DETAIL NUMBER
 No. DRAWING SHEET NUMBER

DRAWING SETS ISSUED	No.	DATE (DD.MM.YY)	BY
FOR CLIENT REVIEW	1	02.05.23	KNYMH
ISSUED FOR SPA SUBMISSION 1	2	19.05.23	KNYMH
ISSUED FOR COORDINATION	3	18.07.23	KNYMH
ISSUED FOR SPA 2 SUBMISSION	4	08.09.23	KNYMH
ISSUED FOR BUDGET SET	5	02.10.23	KNYMH
ISSUED FOR PERMIT SUBMISSION	6	15.11.23	KNYMH
ISSUED FOR TENDER	7	18.12.23	KNYMH
ISSUED FOR SPA SUBMISSION 3	8	12.01.24	KNYMH
ISSUED FOR CONDITIONAL PERMIT	9	07.03.24	KNYMH
ISSUED FOR CONSTRUCTION	10	28.02.25	KNYMH

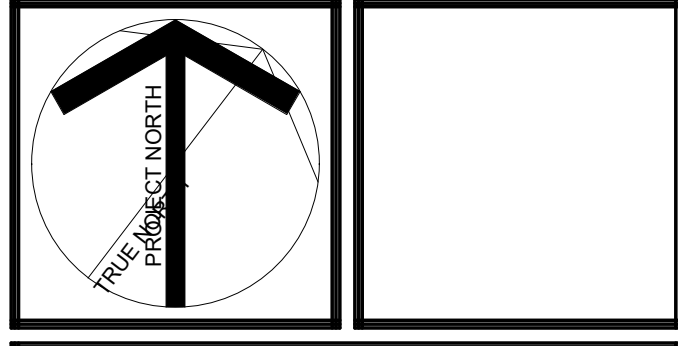
ALL PREVIOUS ISSUES OF THIS DRAWING ARE SUPERSEDED

REVISIONS TO DRAWING	No.	DATE (DD.MM.YY)	BY
ADDENDUM 01	B	16.02.24	KNYMH
ADDENDUM 04	G	28.05.24	KNYMH

BUILDING PERMIT NUMBER:
 24-154757 000 00 AN

KNYMH
 ARCHITECTURE • SOLUTIONS

KNYMH INC.
 1006 SKYVIEW DRIVE • SUITE 101
 BURLINGTON, ONTARIO • L7P 0V1
 T 905.639.6595
 F 905.639.0394
 www.knymh.com info@knymh.com



CLOCKWORK -
 Phase 2, Building #3
 3008 WILLIAM CUTMORE BLVD.
 OAKVILLE, ONTARIO

DRAWING SHEET TITLE:
**ENLARGED UG LEVEL
 2 SLAB PLAN - PART 1**

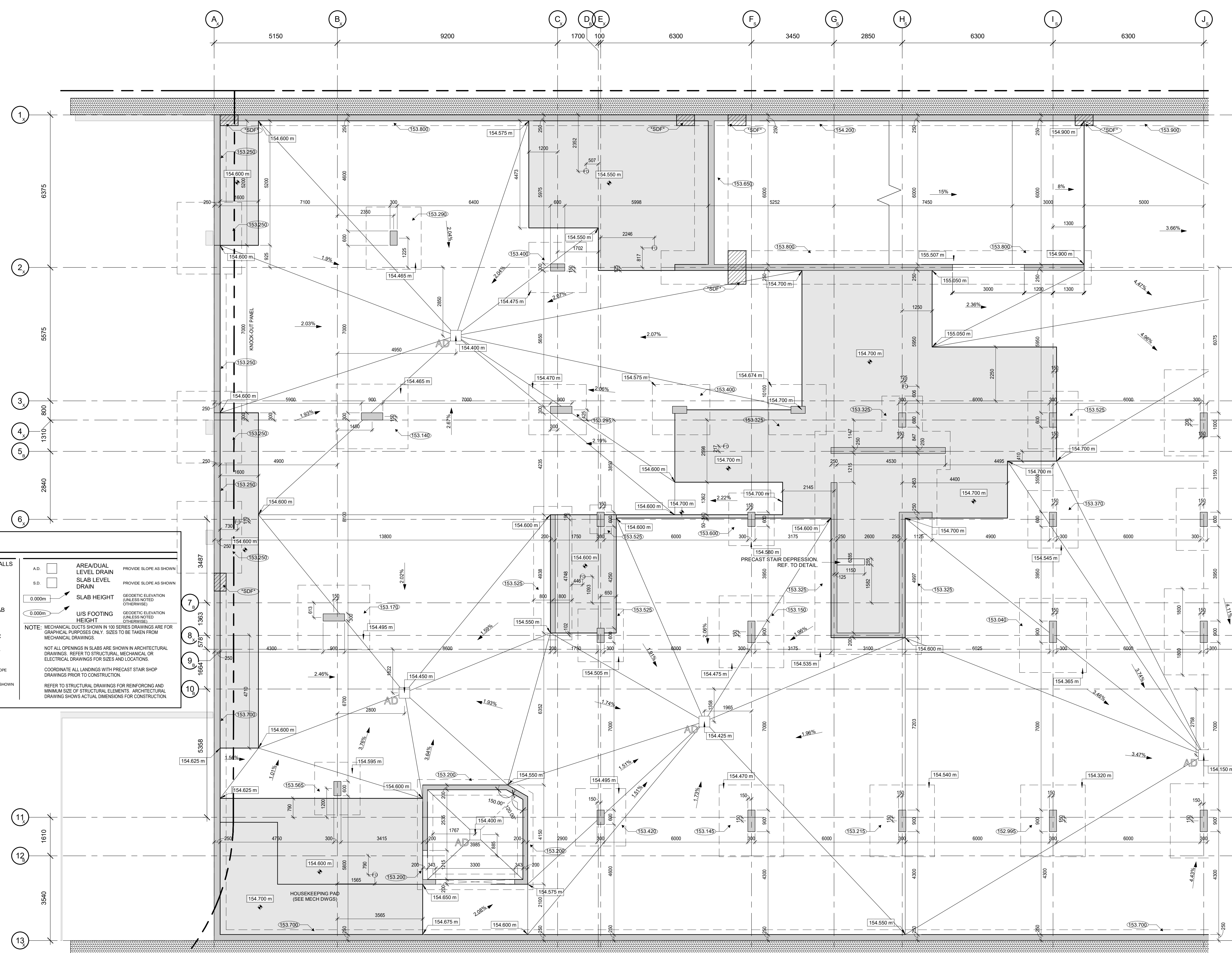
DRAWING SCALE:
 As indicated

PROJECT NUMBER:
22404

DRAWN BY: CHECKED BY:
 Author Checker

DRAWING VERSION:
 A100.1A

PLOT DATE:
 2026-04-17



LEGEND

	FULL HEIGHT STRUCTURAL WALLS		AREA/DUAL LEVEL DRAIN	PROVIDE SLOPE AS SHOWN
	CONCRETE BLOCK WALLS		SLAB LEVEL DRAIN	PROVIDE SLOPE AS SHOWN
	CONCRETE CURB		SLAB HEIGHT	GEODETIC ELEVATION (UNLESS NOTED OTHERWISE)
	FLAT AREA OF CONCRETE SLAB		U/S FOOTING HEIGHT	GEODETIC ELEVATION (UNLESS NOTED OTHERWISE)
	SECONDARY POUR SLAB	NOTE: MECHANICAL DUCTS SHOWN IN 100 SERIES DRAWINGS ARE FOR GRAPHICAL PURPOSES ONLY. SIZES TO BE TAKEN FROM MECHANICAL DRAWINGS.		
	EXTENT OF CONCRETE FLOOR SLAB	NOT ALL OPENINGS IN SLABS ARE SHOWN IN ARCHITECTURAL DRAWINGS. REFER TO STRUCTURAL, MECHANICAL OR ELECTRICAL DRAWINGS FOR SIZES AND LOCATIONS.		
	SLOPED CONCRETE BALCONY MIN 2% SLOPE	COORDINATE ALL LANDINGS WITH PRECAST STAIR SHOP DRAWINGS PRIOR TO CONSTRUCTION.		
	FLOOR DRAIN PROVIDE SLIGHT SLOPE TOWARDS DRAIN	REFER TO STRUCTURAL DRAWINGS FOR REINFORCING AND MINIMUM SIZE OF STRUCTURAL ELEMENTS. ARCHITECTURAL DRAWING SHOWS ACTUAL DIMENSIONS FOR CONSTRUCTION.		
	ROOF DRAIN PROVIDE SLOPE AS SHOWN (1% MIN.)			

1 ENLARGED UNDERGROUND LEVEL 2 SLAB PLAN - PART 1
 A100.1A 1:75

TIMESHEET: 2026-04-02 20:59 PM FILEPATH: C:\Revit\London22404 - Clockwork - Phase 2\BIM\A100.1A.rvt

TIMESAVE: 2026-04-10 10:50:40 PM FILEPATH: C:\inet\london2024 - Clockwork Phase 2\Bwaf1027\K1.v4

CONTRACTOR MUST CHECK AND VERIFY ALL DIMENSIONS AND JOB CONDITIONS BEFORE PROCEEDING WITH WORK.
 ALL DRAWINGS MAY BE TO BE SUBJECT TO CHANGE DUE TO COMMENTS FROM MUNICIPAL DEPARTMENTS AND OTHER AGENCIES WITH AUTHORITY.
 ALL DRAWINGS AND SPECIFICATIONS ARE THE PROPERTY OF THE ARCHITECTS AND MUST BE RETURNED AT THE COMPLETION OF THE WORK.
 THE CONTRACTOR WORKING FROM DRAWINGS NOT SPECIFICALLY MARKED FOR CONSTRUCTION MUST ASSUME FULL RESPONSIBILITY AND BEAR COSTS FOR ANY CORRECTIONS OR DAMAGES RESULTING FROM HIS OR HER WORK.

KEY TO DETAIL LOCATION

No.	DETAIL NUMBER
No.	DRAWING SHEET NUMBER

DRAWING SETS ISSUED	No.	DATE (DD.MM.YY)	BY
FOR CLIENT REVIEW	1	02.05.23	KNYMH
ISSUED FOR SPA SUBMISSION 1	2	19.05.23	KNYMH
ISSUED FOR COORDINATION	3	18.07.23	KNYMH
ISSUED FOR SPA 2 SUBMISSION	4	08.09.23	KNYMH
ISSUED FOR BUDGET SET	5	02.10.23	KNYMH
ISSUED FOR PERMIT SUBMISSION	6	15.11.23	KNYMH
ISSUED FOR TENDER	7	18.12.23	KNYMH
ISSUED FOR SPA SUBMISSION 3	8	12.01.24	KNYMH
ISSUED FOR CONDITIONAL PERMIT	9	07.03.24	KNYMH
ISSUED FOR CONSTRUCTION	10	28.02.25	KNYMH

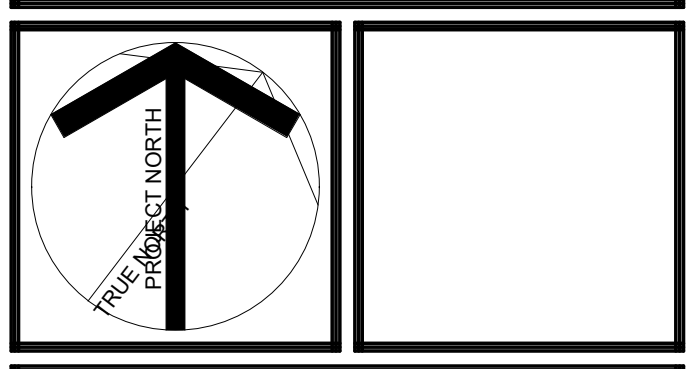
ALL PREVIOUS ISSUES OF THIS DRAWING ARE SUPERSEDED

REVISIONS TO DRAWING	No.	DATE (DD.MM.YY)	BY
ADDENDUM 01	B	16.02.24	KNYMH
ADDENDUM 03	F	14.05.24	KNYMH
ADDENDUM 04	G	28.05.24	KNYMH
ADDENDUM 05	H	14.06.24	KNYMH

BUILDING PERMIT NUMBER:
 24-154757 000 00 AN

KNYMH
 ARCHITECTURE • SOLUTIONS

KNYMH INC.
 1006 SKYVIEW DRIVE • SUITE 101
 BURLINGTON, ONTARIO • L7P 0V1
 T 905.639.6595
 F 905.639.0394
 www.knymh.com info@knymh.com



CLOCKWORK -
 Phase 2, Building #3
 3008 WILLIAM CUTMORE BLVD.
 OAKVILLE, ONTARIO

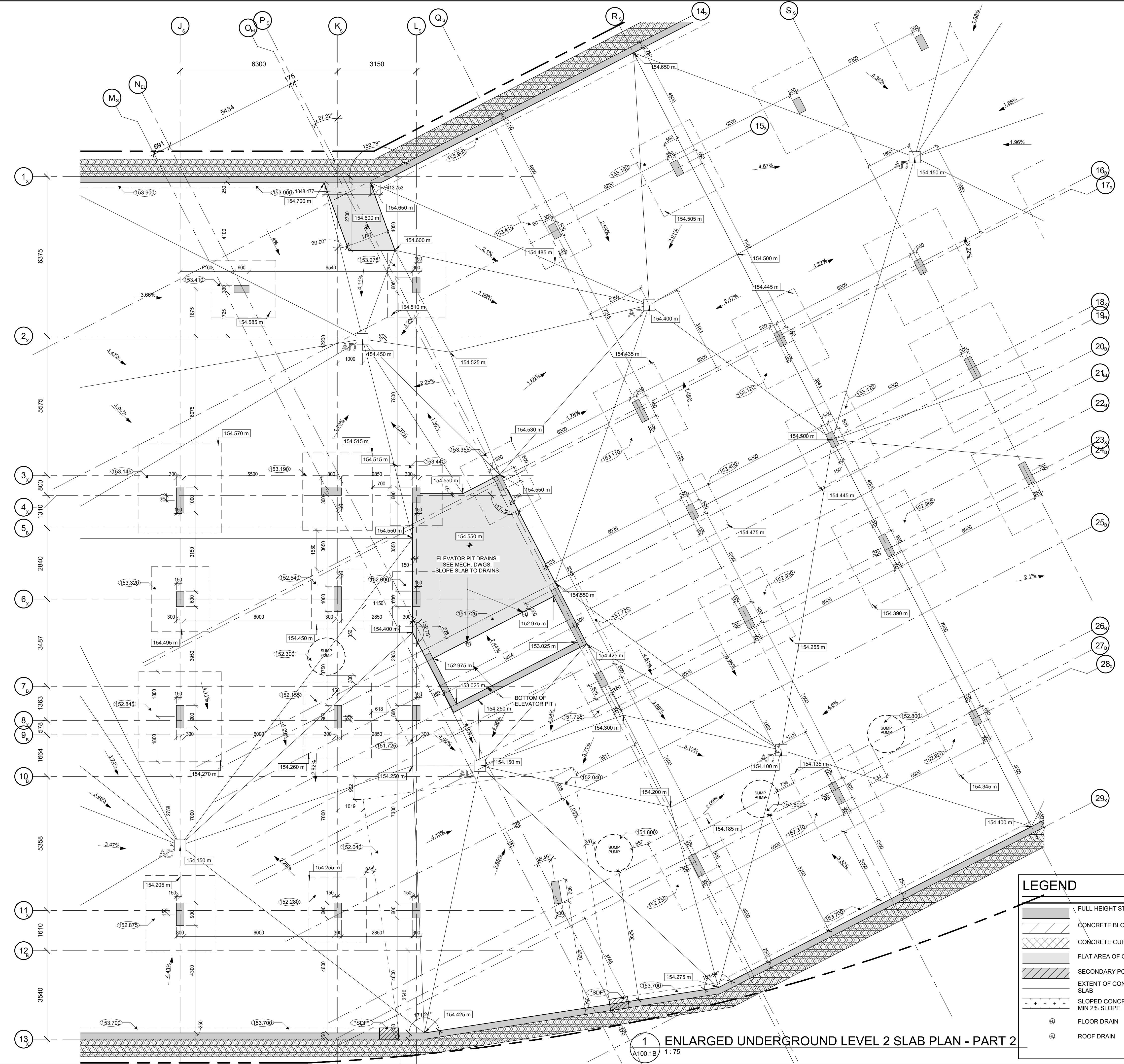
DRAWING SHEET TITLE:
ENLARGED UG LEVEL
2 SLAB PLAN - PART 2

DRAWING SCALE:
 As indicated

PROJECT NUMBER:
22404

DRAWING SHEET NUMBER:
A100.1B

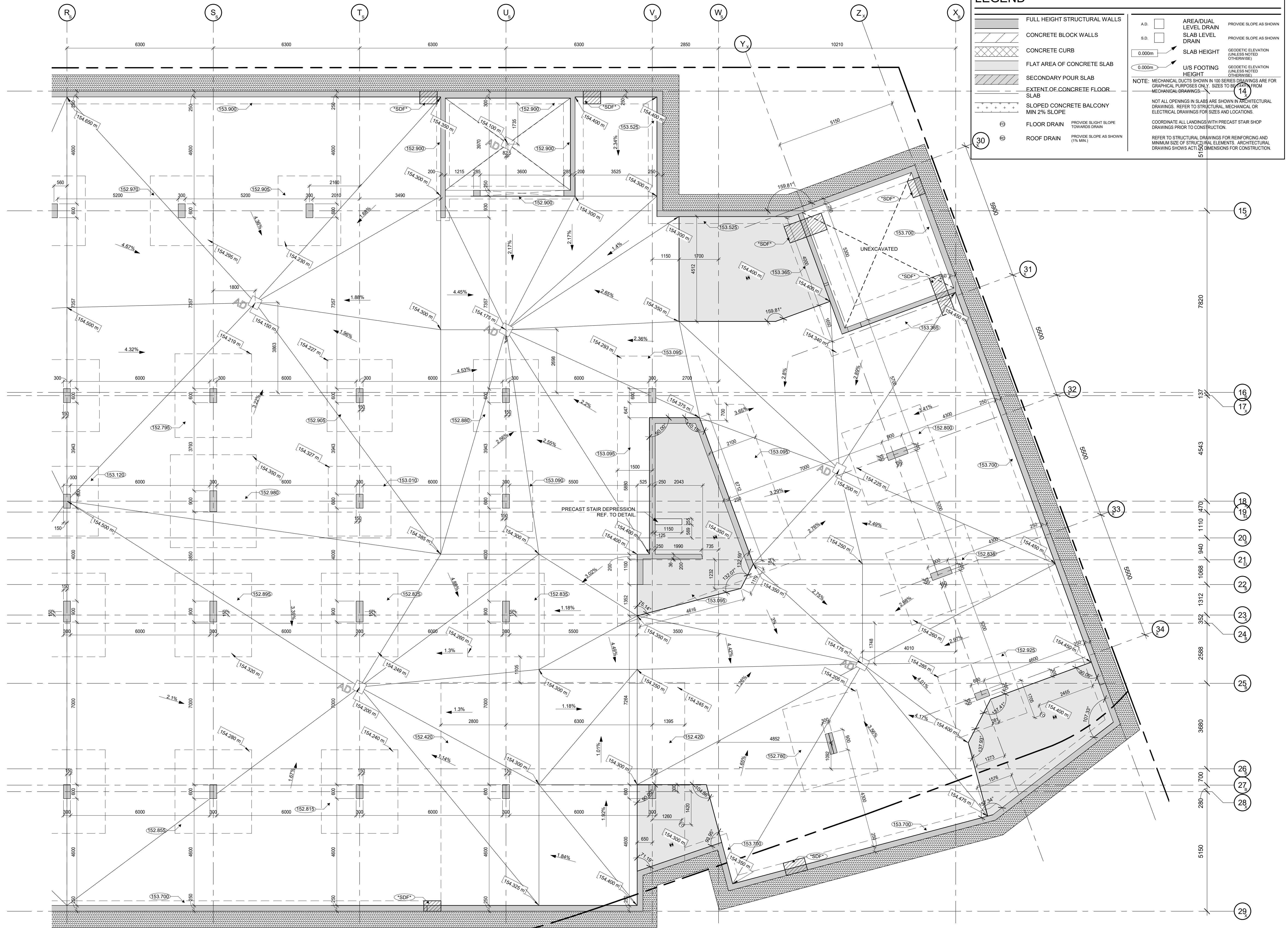
PLOT DATE:
 2026-04-17



LEGEND

- FULL HEIGHT STRUCTURAL WALLS
 - CONCRETE BLOCK WALLS
 - CONCRETE CURB
 - FLAT AREA OF CONCRETE SLAB
 - SECONDARY POUR SLAB
 - EXTENT OF CONCRETE FLOOR SLAB
 - SLOPED CONCRETE BALCONY MIN 2% SLOPE
 - FLOOR DRAIN PROVIDE SLIGHT SLOPE TOWARDS DRAIN
 - ROOF DRAIN PROVIDE SLOPE AS SHOWN (1% MIN)
 - AREA/DUAL LEVEL DRAIN PROVIDE SLOPE AS SHOWN
 - SLAB LEVEL DRAIN PROVIDE SLOPE AS SHOWN
 - GEODETIC ELEVATION (UNLESS NOTED OTHERWISE)
 - U/S FOOTING HEIGHT GEODETIC ELEVATION (UNLESS NOTED OTHERWISE)
- NOTE: MECHANICAL DUCTS SHOWN IN 100 SERIES DRAWINGS ARE FOR GRAPHICAL PURPOSES ONLY. SIZES TO BE TAKEN FROM MECHANICAL DRAWINGS.
 COORDINATE ALL LANDINGS WITH PRECAST STAR SHOP DRAWINGS PRIOR TO CONSTRUCTION.
 REFER TO STRUCTURAL DRAWINGS FOR REINFORCING AND MINIMUM SIZE OF STRUCTURAL ELEMENTS. ARCHITECTURAL DRAWING SHOWS ACTUAL DIMENSIONS FOR CONSTRUCTION.

1 ENLARGED UNDERGROUND LEVEL 2 SLAB PLAN - PART 2
 A100.1B 1:75



LEGEND

- FULL HEIGHT STRUCTURAL WALLS
- CONCRETE BLOCK WALLS
- CONCRETE CURB
- FLAT AREA OF CONCRETE SLAB
- SECONDARY POUR SLAB
- EXTENT OF CONCRETE FLOOR SLAB
- SLOPED CONCRETE BALCONY MIN 2% SLOPE
- FLOOR DRAIN PROVIDE SLIGHT SLOPE TOWARD DRAIN
- ROOF DRAIN PROVIDE SLOPE AS SHOWN (1% MIN.)
- AREA/DUAL LEVEL DRAIN PROVIDE SLOPE AS SHOWN
- SLAB LEVEL DRAIN PROVIDE SLOPE AS SHOWN
- SLAB HEIGHT GEODETIC ELEVATION (UNLESS NOTED OTHERWISE)
- U/S FOOTING HEIGHT GEODETIC ELEVATION (UNLESS NOTED OTHERWISE)

NOTE: MECHANICAL DUCTS SHOWN IN 100 SERIES DRAWINGS ARE FOR GRAPHICAL PURPOSES ONLY. SIZES TO BE OBTAINED FROM MECHANICAL DRAWINGS.

NOT ALL OPENINGS IN SLABS ARE SHOWN IN ARCHITECTURAL DRAWINGS. REFER TO STRUCTURAL, MECHANICAL OR ELECTRICAL DRAWINGS FOR SIZES AND LOCATIONS.

COORDINATE ALL LANDINGS WITH PRECAST STAIR SHOP DRAWINGS PRIOR TO CONSTRUCTION.

REFER TO STRUCTURAL DRAWINGS FOR REINFORCING AND MINIMUM SIZE OF STRUCTURAL ELEMENTS. ARCHITECTURAL DRAWING SHOWS ACTUAL DIMENSIONS FOR CONSTRUCTION.

CONTRACTOR MUST CHECK AND VERIFY ALL DIMENSIONS AND JOB CONDITIONS BEFORE PROCEEDING WITH WORK.

ALL DRAWINGS MAY BE TO BE SUBJECT TO CHANGE DUE TO COMMENTS FROM MUNICIPAL DEPARTMENTS AND OTHER AGENCIES WITH AUTHORITY.

ALL DRAWINGS AND SPECIFICATIONS ARE THE PROPERTY OF THE ARCHITECTS AND MUST BE RETURNED AT THE COMPLETION OF THE WORK.

THE CONTRACTOR WORKING FROM DRAWINGS NOT SPECIFICALLY MARKED FOR CONSTRUCTION MUST ASSUME FULL RESPONSIBILITY AND BEAR COSTS FOR ANY CORRECTIONS OR DAMAGES RESULTING FROM HIS OR HER WORK.

KEY TO DETAIL LOCATION

No.	DETAIL NUMBER
14	DRAWING SHEET NUMBER

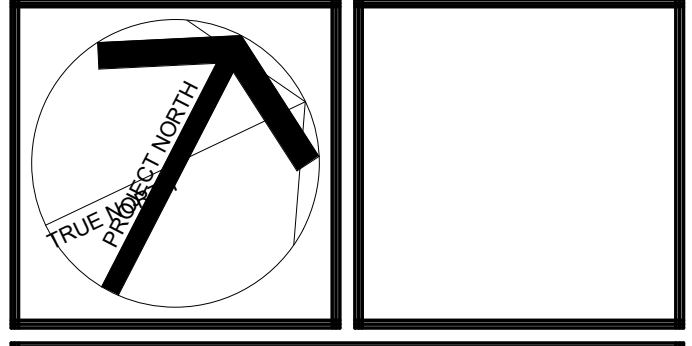
DRAWING SETS ISSUED	No.	DATE (DD.MM.YY)	BY
FOR CLIENT REVIEW	1	02.05.23	KNYMH
ISSUED FOR SPA SUBMISSION 1	2	19.05.23	KNYMH
ISSUED FOR COORDINATION	3	18.07.23	KNYMH
ISSUED FOR SPA 2 SUBMISSION	4	08.09.23	KNYMH
ISSUED FOR BUDGET SET	5	02.10.23	KNYMH
ISSUED FOR PERMIT SUBMISSION	6	15.11.23	KNYMH
ISSUED FOR TENDER	7	18.12.23	KNYMH
ISSUED FOR SPA SUBMISSION 3	8	12.01.24	KNYMH
ISSUED FOR CONDITIONAL PERMIT	9	07.03.24	KNYMH
ISSUED FOR CONSTRUCTION	10	28.02.25	KNYMH

ALL PREVIOUS ISSUES OF THIS DRAWING ARE SUPERSEDED

REVISIONS TO DRAWING	No.	DATE (DD.MM.YY)	BY
ADDENDUM 02	D	26.04.24	KNYMH
ADDENDUM 05	H	14.06.24	KNYMH
SITE INSTRUCTION 06	O	09.10.24	KNYMH

BUILDING PERMIT NUMBER:
24-154757 000 00 AN

KNYMH INC.
1006 SKYVIEW DRIVE • SUITE 101
BURLINGTON, ONTARIO • L7P 0V1
T 905.639.6595
F 905.639.0394
www.knymh.com info@knymh.com



CLOCKWORK -
Phase 2, Building #3
3008 WILLIAM CUTMORE BLVD.
OAKVILLE, ONTARIO

DRAWING SHEET TITLE:
**ENLARGED UG LEVEL
2 SLAB PLAN - PART 3**

DRAWING SCALE:
As indicated

PROJECT NUMBER:
22404

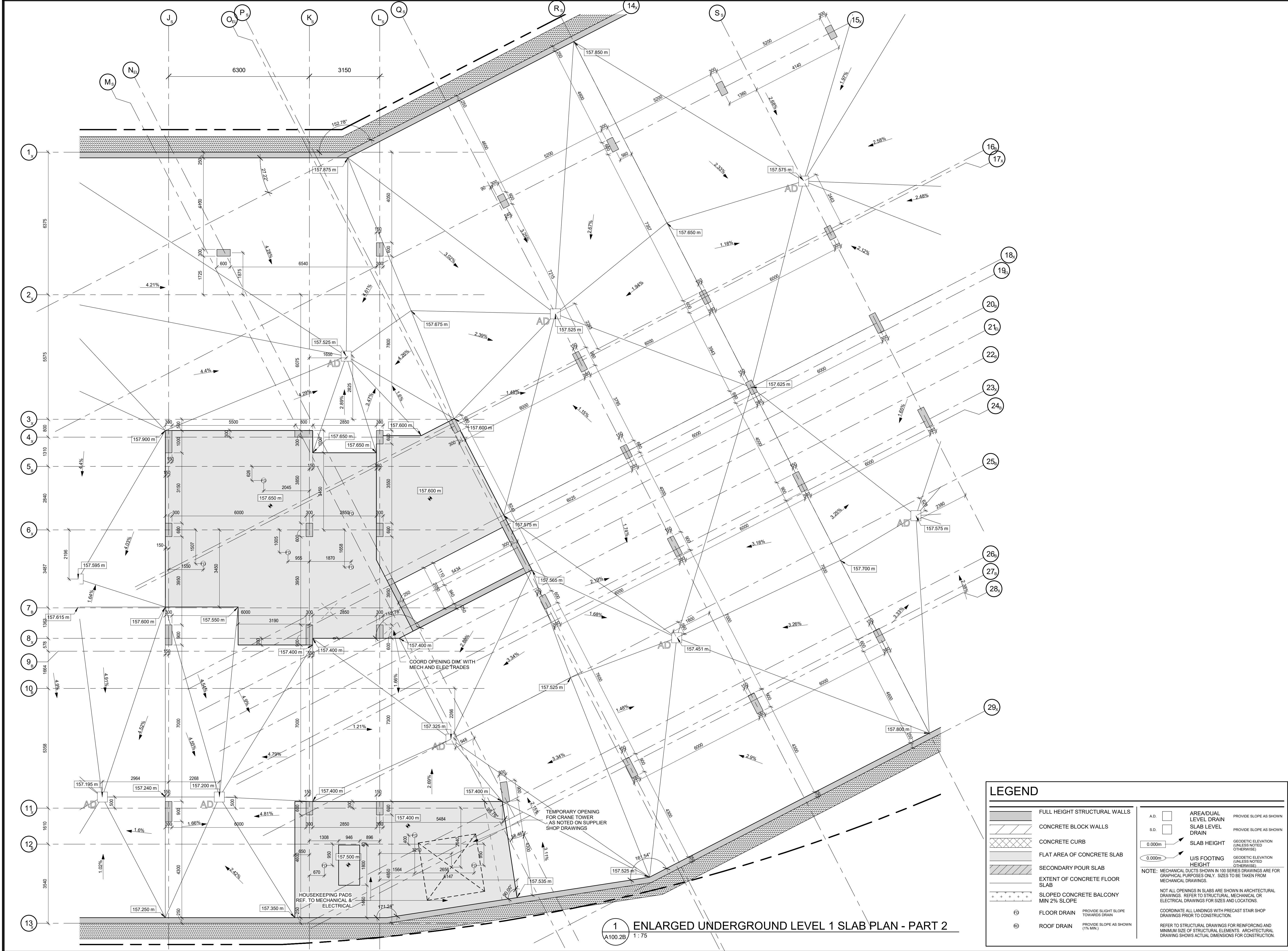
DRAWN BY: Author
CHECKED BY: Checker

DRAWING SHEET NUMBER:
A100.1C

PLOT DATE:
2026-04-17

1 ENLARGED UNDERGROUND LEVEL 2 SLAB PLAN - PART 3
A100.1C 1:75

TIMESHEET: 2026-04-17 10:50:41 PM FILEPATH: C:\Revit\London22404 - Clockwork\Phase 2\BIM\A100.1C.rvt



1 ENLARGED UNDERGROUND LEVEL 1 SLAB PLAN - PART 2
A100.2B 1:75

LEGEND

	FULL HEIGHT STRUCTURAL WALLS		AREA/DUAL LEVEL DRAIN	PROVIDE SLOPE AS SHOWN
	CONCRETE BLOCK WALLS		SLAB LEVEL DRAIN	PROVIDE SLOPE AS SHOWN
	CONCRETE CURB		SLAB HEIGHT	GEODETIC ELEVATION (UNLESS NOTED OTHERWISE)
	FLAT AREA OF CONCRETE SLAB		U/S FOOTING HEIGHT	GEODETIC ELEVATION (UNLESS NOTED OTHERWISE)
	SECONDARY POUR SLAB			
	EXTENT OF CONCRETE FLOOR SLAB			
	SLOPED CONCRETE BALCONY SLAB			
	FLOOR DRAIN			PROVIDE SLIGHT SLOPE TOWARDS DRAIN
	ROOF DRAIN			PROVIDE SLOPE AS SHOWN (1% MIN)

NOTE: MECHANICAL DUCTS SHOWN IN 100 SERIES DRAWINGS ARE FOR GRAPHICAL PURPOSES ONLY. SIZES TO BE TAKEN FROM MECHANICAL DRAWINGS.

NOTE: COORDINATE ALL LANDINGS WITH PRECAST STAIR SHOP DRAWINGS PRIOR TO CONSTRUCTION.

REFER TO STRUCTURAL DRAWINGS FOR REINFORCING AND MINIMUM SIZE OF STRUCTURAL ELEMENTS. ARCHITECTURAL DRAWING SHOWS ACTUAL DIMENSIONS FOR CONSTRUCTION.

CONTRACTOR MUST CHECK AND VERIFY ALL DIMENSIONS AND JOB CONDITIONS BEFORE PROCEEDING WITH WORK.

ALL DRAWINGS MAY BE TO BE SUBJECT TO CHANGE DUE TO COMMENTS FROM MUNICIPAL DEPARTMENTS AND OTHER AGENCIES WITH AUTHORITY.

ALL DRAWINGS AND SPECIFICATIONS ARE THE PROPERTY OF THE ARCHITECTS AND MUST BE RETURNED AT THE COMPLETION OF THE WORK.

THE CONTRACTOR WORKING FROM DRAWINGS NOT SPECIFICALLY MARKED FOR CONSTRUCTION MUST ASSUME FULL RESPONSIBILITY AND BEAR COSTS FOR ANY CORRECTIONS OR DAMAGES RESULTING FROM HIS OR HER WORK.

KEY TO DETAIL LOCATION

No.	DETAIL NUMBER
No.	DRAWING SHEET NUMBER

DRAWING SETS ISSUED	No.	DATE (DD.MM.YY)	BY
FOR CLIENT REVIEW	1	02.05.23	KNYMH
ISSUED FOR SPA SUBMISSION 1	2	19.05.23	KNYMH
ISSUED FOR COORDINATION	3	18.07.23	KNYMH
ISSUED FOR SPA 2 SUBMISSION	4	08.09.23	KNYMH
ISSUED FOR BUDGET SET	5	02.10.23	KNYMH
ISSUED FOR PERMIT SUBMISSION	6	15.11.23	KNYMH
ISSUED FOR TENDER	7	18.12.23	KNYMH
ISSUED FOR SPA SUBMISSION 3	8	12.01.24	KNYMH
ISSUED FOR CONDITIONAL PERMIT	9	07.03.24	KNYMH
ISSUED FOR CONSTRUCTION	10	28.02.25	KNYMH

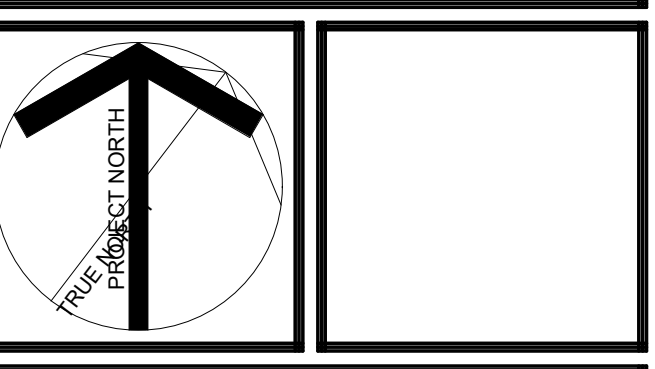
ALL PREVIOUS ISSUES OF THIS DRAWING ARE SUPERSEDED

REVISIONS TO DRAWING	No.	DATE (DD.MM.YY)	BY
ADDENDUM 01	B	16.02.24	KNYMH
ADDENDUM 04	G	28.05.24	KNYMH
CCN-09	BB	24.01.25	KNYMH

BUILDING PERMIT NUMBER:
24-154757 000 00 AN

KNYMH
ARCHITECTURE • SOLUTIONS

KNYMH INC.
1006 SKYVIEW DRIVE • SUITE 101
BURLINGTON, ONTARIO • L7P 0V1
T 905.639.6595
F 905.639.0394
www.knymh.com info@knymh.com



CLOCKWORK -
Phase 2, Building #3
3008 WILLIAM CUTMORE BLVD.
OAKVILLE, ONTARIO

DRAWING SHEET TITLE:
**ENLARGED UG LEVEL
1 SLAB PLAN - PART 2**

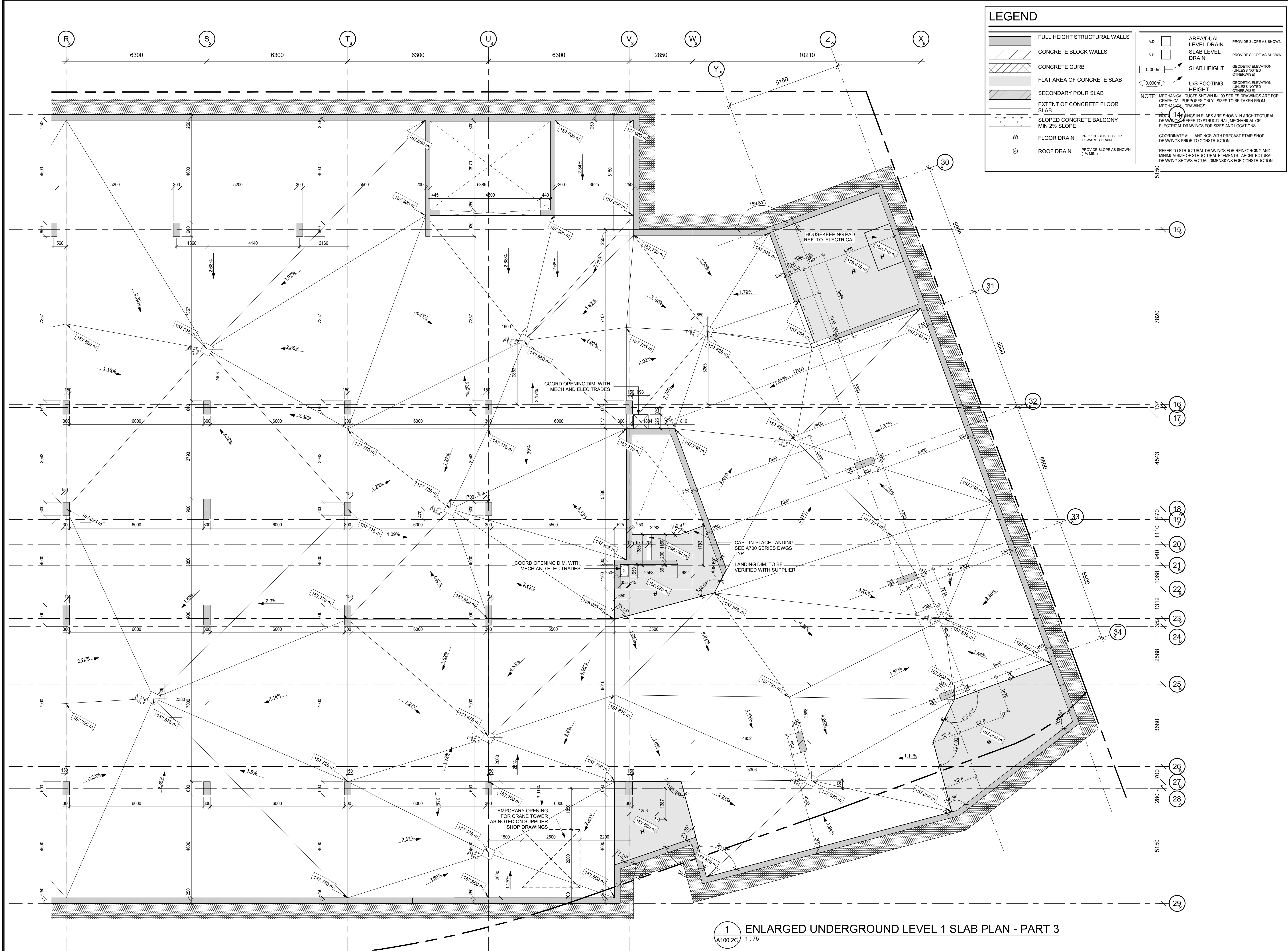
DRAWING SCALE:
As indicated

PROJECT NUMBER:
22404

DRAWN BY: Author
CHECKED BY: Checker

DRAWING SHEET NUMBER:
A100.2B

DRAWING VERSION:
PLOT DATE:
2026-04-17



LEGEND

- FULL HEIGHT STRUCTURAL WALLS
 - CONCRETE BLOCK WALLS
 - CONCRETE CURB
 - FLAT AREA OF CONCRETE SLAB
 - SECONDARY POUR SLAB
 - EXTENT OF CONCRETE FLOOR SLAB
 - SLOPED CONCRETE BALCONY MIN 2% SLOPE
 - FLOOR DRAIN
 - ROOF DRAIN
- A.D. AREA/DUAL LEVEL DRAIN
 S.D. SLAB LEVEL DRAIN
 SLAB HEIGHT
 U/S FOOTING HEIGHT
- PROVIDE SLOPE AS SHOWN
 PROVIDE SLOPE AS SHOWN
 GEODETIC ELEVATION (UNLESS NOTED OTHERWISE)
 GEODETIC ELEVATION (UNLESS NOTED OTHERWISE)
- NOTE: MECHANICAL DUCTS SHOWN IN 100 SERIES DRAWINGS ARE FOR GRAPHICAL PURPOSES ONLY. SIZES TO BE TAKEN FROM MECHANICAL DRAWINGS.
 COORDINATE ALL LANDINGS WITH PRECAST STAIR SHOP DRAWINGS PRIOR TO CONSTRUCTION.
 REFER TO STRUCTURAL DRAWINGS FOR REINFORCING AND MINIMUM SIZE OF STRUCTURAL ELEMENTS. ARCHITECTURAL DRAWING SHOWS ACTUAL DIMENSIONS FOR CONSTRUCTION.

CONTRACTOR MUST CHECK AND VERIFY ALL DIMENSIONS AND JOB CONDITIONS BEFORE PROCEEDING WITH WORK.

ALL DRAWINGS MAY BE TO BE SUBJECT TO CHANGE DUE TO COMMENTS FROM MUNICIPAL DEPARTMENTS AND OTHER AGENCIES WITH AUTHORITY.

ALL DRAWINGS AND SPECIFICATIONS ARE THE PROPERTY OF THE ARCHITECTS AND MUST BE RETURNED AT THE COMPLETION OF THE WORK.

THE CONTRACTOR WORKING FROM DRAWINGS NOT SPECIFICALLY MARKED FOR CONSTRUCTION MUST ASSUME FULL RESPONSIBILITY AND BEAR COSTS FOR ANY CORRECTIONS OR DAMAGES RESULTING FROM HIS OR HER WORK.

KEY TO DETAIL LOCATION

No.	DETAIL NUMBER
No.	DRAWING SHEET NUMBER

DRAWING SETS ISSUED	No.	DATE (DD.MM.YY)	BY
FOR CLIENT REVIEW	1	02.05.23	KNYMH
ISSUED FOR SPA SUBMISSION 1	2	19.05.23	KNYMH
ISSUED FOR COORDINATION	3	18.07.23	KNYMH
ISSUED FOR SPA 2 SUBMISSION	4	08.09.23	KNYMH
ISSUED FOR BUDGET SET	5	02.10.23	KNYMH
ISSUED FOR PERMIT SUBMISSION	6	15.11.23	KNYMH
ISSUED FOR TENDER	7	18.12.23	KNYMH
ISSUED FOR SPA SUBMISSION 3	8	12.01.24	KNYMH
ISSUED FOR CONDITIONAL PERMIT	9	07.03.24	KNYMH
ISSUED FOR CONSTRUCTION	10	28.02.25	KNYMH


ALL PREVIOUS ISSUES OF THIS DRAWING ARE SUPERSEDED

REVISIONS TO DRAWING	No.	DATE (DD.MM.YY)	BY
ADDENDUM 04	G	28.05.24	KNYMH
ADDENDUM 05	H	14.06.24	KNYMH
SI-29	57	24.04.25	KNYMH

BUILDING PERMIT NUMBER:
24-154757 000 00 AN

KNYMH
ARCHITECTURE • SOLUTIONS

KNYMH INC.
1006 SKYVIEW DRIVE • SUITE 101
BURLINGTON, ONTARIO • L7P 0V1
T 905.639.6595
F 905.639.0394
www.knymh.com info@knymh.com



CLOCKWORK -
Phase 2, Building #3
3008 WILLIAM CUTMORE BLVD.
OAKVILLE, ONTARIO

DRAWING SHEET TITLE:
ENLARGED UG LEVEL 1 SLAB PLAN - PART 3

DRAWING SCALE: As indicated	PROJECT NUMBER: 22404
DRAWN BY: Author	CHECKED BY: Checker
DRAWING VERSION: PLOT DATE: 2026-04-17	DRAWING SHEET NUMBER: A100.2C

1 ENLARGED UNDERGROUND LEVEL 1 SLAB PLAN - PART 3
A100.2C 1:75

CONTRACTOR MUST CHECK AND VERIFY ALL DIMENSIONS AND JOB CONDITIONS BEFORE PROCEEDING WITH WORK.
 ALL DRAWINGS MAY BE TO BE SUBJECT TO CHANGE DUE TO COMMENTS FROM MUNICIPAL DEPARTMENTS AND OTHER AGENCIES WITH AUTHORITY.
 ALL DRAWINGS AND SPECIFICATIONS ARE THE PROPERTY OF THE ARCHITECTS AND MUST BE RETURNED AT THE COMPLETION OF THE WORK.
 THE CONTRACTOR WORKING FROM DRAWINGS NOT SPECIFICALLY MARKED FOR CONSTRUCTION MUST ASSUME FULL RESPONSIBILITY AND BEAR COSTS FOR ANY CORRECTIONS OR DAMAGES RESULTING FROM HIS OR HER WORK.

KEY TO DETAIL LOCATION

No.	DETAIL NUMBER
No.	DRAWING SHEET NUMBER

DRAWING SETS ISSUED	No.	DATE (DD.MM.YY)	BY
FOR CLIENT REVIEW	1	02.05.23	KNYMH
ISSUED FOR SPA SUBMISSION 1	2	19.05.23	KNYMH
ISSUED FOR COORDINATION	3	18.07.23	KNYMH
ISSUED FOR SPA 2 SUBMISSION	4	08.09.23	KNYMH
ISSUED FOR BUDGET SET	5	02.10.23	KNYMH
ISSUED FOR PERMIT SUBMISSION	6	15.11.23	KNYMH
ISSUED FOR TENDER	7	18.12.23	KNYMH
ISSUED FOR SPA SUBMISSION 3	8	12.01.24	KNYMH
ISSUED FOR CONDITIONAL PERMIT	9	07.03.24	KNYMH
ISSUED FOR CONSTRUCTION	10	28.02.25	KNYMH

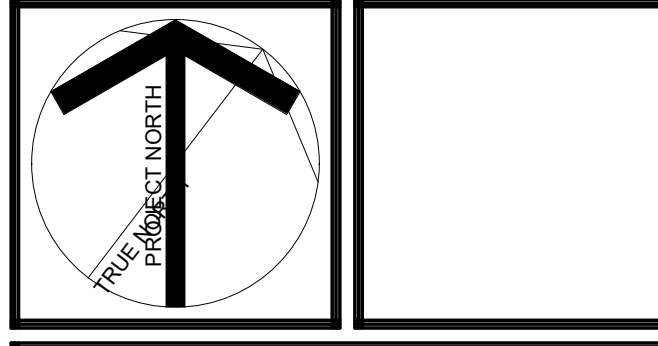
ALL PREVIOUS ISSUES OF THIS DRAWING ARE SUPERSEDED

REVISIONS TO DRAWING	No.	DATE (DD.MM.YY)	BY
FOR CLIENT REVIEW	1	02.05.23	KNYMH
PERMIT COMMENT RESPONSE	A	16.02.24	KNYMH
SPA SUB 3 COMMENT RESPONSE	C	05.03.24	KNYMH
ADDENDUM 02	D	26.04.24	KNYMH
ADDENDUM 03	F	14.05.24	KNYMH

BUILDING PERMIT NUMBER:
 24-154757 000 00 AN

KNYMH
 ARCHITECTURE • SOLUTIONS

KNYMH INC.
 1006 SKYVIEW DRIVE • SUITE 101
 BURLINGTON, ONTARIO • L7P 0V1
 T 905.639.6595
 F 905.639.0394
 www.knymh.com info@knymh.com



CLOCKWORK -
 Phase 2, Building #3
 3008 WILLIAM CUTMORE BLVD.
 OAKVILLE, ONTARIO

DRAWING SHEET TITLE:
UNDERGROUND LEVEL 2 FLOOR PLAN

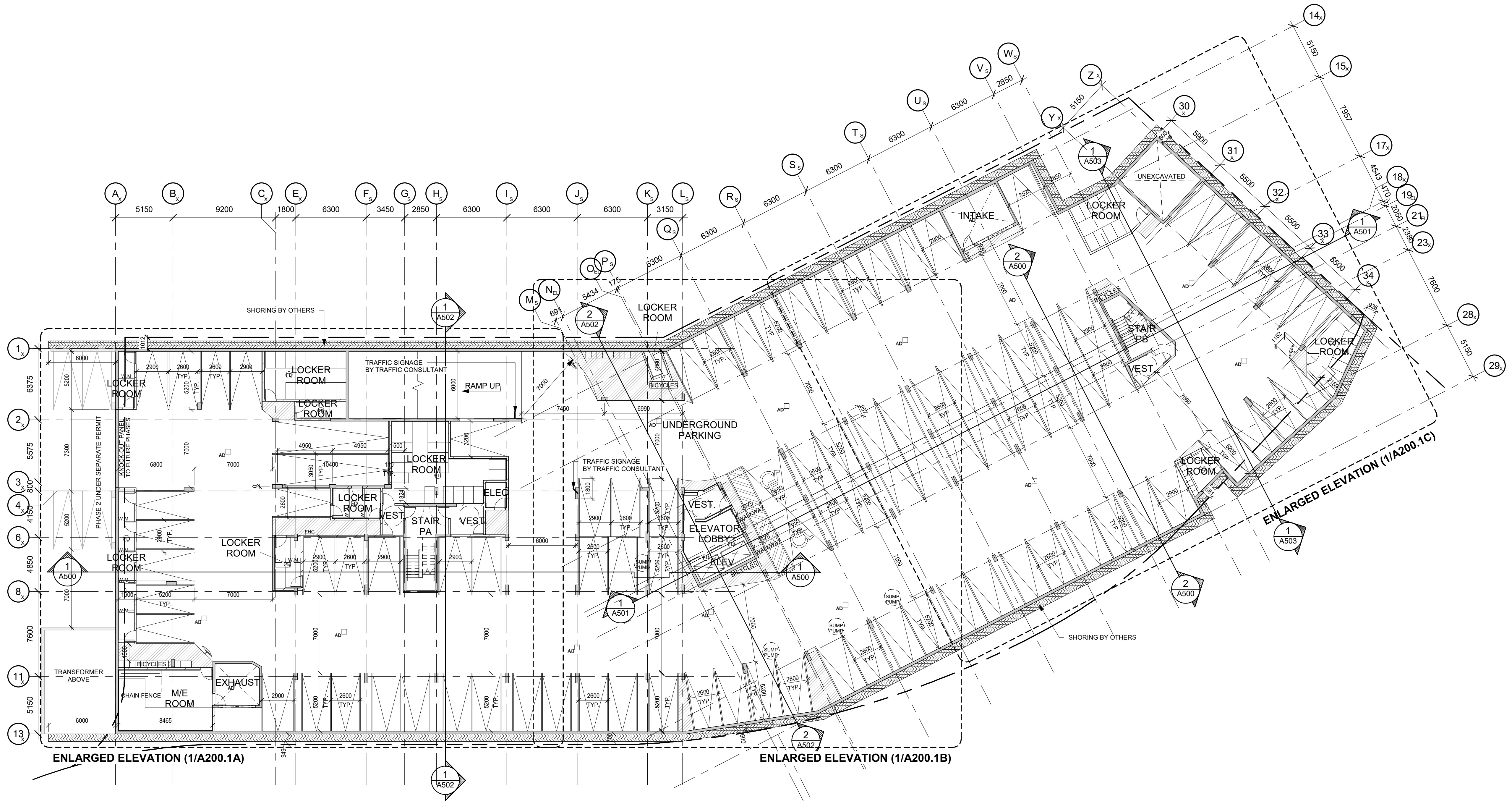
DRAWING SCALE:
 As indicated

PROJECT NUMBER:
22404

DRAWN BY: CHECKED BY:
 Author Checker

DRAWING VERSION:
A200.1

PLOT DATE:
 2026-04-17



1 UNDERGROUND LEVEL 2
 A200.1 1:200

LEGEND

CONSTRUCTION TAGS:	CONSTRUCTION TAGS:
⊕ FLOOR DRAIN	101 WALL TAGS SEE A015 - WALL TYPES
⊕ ROOF DRAIN	102 CEILING TAGS SEE A016 - CEILING TYPES
SD SLAB DRAIN	103 ROOM TAGS SEE A000 - ROOM SCHEDULE
AD AREA/ DUAL-LEVEL DRAIN	104 DOOR TAGS SEE A010 - DOOR SCHEDULE
⊕ LOCKER NUMBERS	105 WINDOW TAGS SEE A020 - WINDOW ELEVATIONS
⊕ A001 PARKING NUMBERS	GENERAL ALL DIMENSIONS SHOWN ON 200 SERIES DRAWINGS ARE TO STUD FRAMING UNLESS NOTED OTHERWISE

UNDERGROUND LEVEL 2 PARKING SCHEDULE

Comments	Count
TENANT	95
Grand total	95

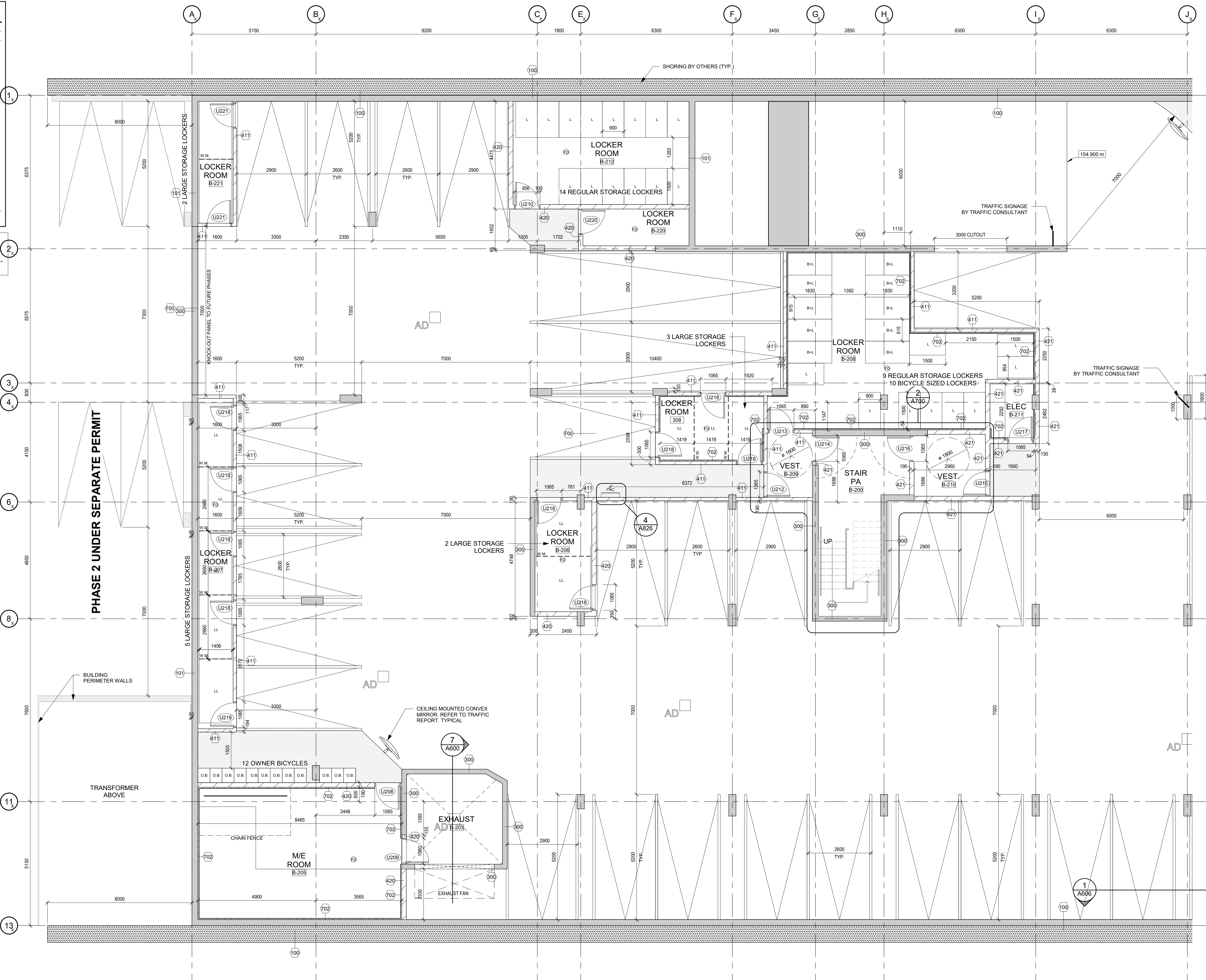
TIMESHEET: 2026-04-17 09:52:52 PM FILEPATH: C:\Revit\London22404 - Clockwork\Phase 2\BIM\A200.1.rvt

LEGEND

- CONSTRUCTION TAGS:**
- ⊕ FLOOR DRAIN
 - ⊕ ROOF DRAIN
 - SD SLAB DRAIN
 - AD AREA/ DUAL-LEVEL DRAIN
 - 101 WALL TAGS SEE A015 - WALL TYPES
 - 101 CEILING TAGS SEE A016 - CEILING TYPES
 - 101 ROOM TAGS SEE A000 - ROOM SCHEDULE
 - 101 DOOR TAGS SEE A010 - DOOR SCHEDULE
 - 1 WINDOW TAGS SEE A020 - WINDOW ELEVATIONS
 - LOCKER NUMBERS
 - A001 PARKING NUMBERS

NOTE: ALL DIMENSIONS SHOWN ON 200 SERIES DRAWINGS ARE TO FINISHED FACE OF GYPSUM BOARD UNLESS NOTED OTHERWISE

BICYCLE SIZED STORAGE LOCKER (B+L): 915mm x 1830mm
 REGULAR STORAGE LOCKER (L): 900mm x 1500mm
 OWNER BICYCLE (O.B.): 600mm x 500mm
 VISITOR BICYCLE (V.B.): 600mm x 1800mm
 LARGE STORAGE LOCKER (LL): 1060mm x 2530mm**
 **denotes minimum dimension



CONTRACTOR MUST CHECK AND VERIFY ALL DIMENSIONS AND JOB CONDITIONS BEFORE PROCEEDING WITH WORK

ALL DRAWINGS MAY BE TO BE SUBJECT TO CHANGE DUE TO COMMENTS FROM MUNICIPAL DEPARTMENTS AND OTHER AGENCIES WITH AUTHORITY

ALL DRAWINGS AND SPECIFICATIONS ARE THE PROPERTY OF THE ARCHITECTS AND MUST BE RETURNED AT THE COMPLETION OF THE WORK

THE CONTRACTOR WORKING FROM DRAWINGS NOT SPECIFICALLY MARKED FOR CONSTRUCTION MUST ASSUME FULL RESPONSIBILITY AND BEAR COSTS FOR ANY CORRECTIONS OR DAMAGES RESULTING FROM HIS OR HER WORK

KEY TO DETAIL LOCATION

No.	DETAIL NUMBER
No.	DRAWING SHEET NUMBER

DRAWING SETS ISSUED	No.	DATE (DD.MM.YY)	BY
FOR CLIENT REVIEW	1	02.05.23	KNYMH
ISSUED FOR SPA SUBMISSION 1	2	19.05.23	KNYMH
ISSUED FOR COORDINATION	3	18.07.23	KNYMH
ISSUED FOR SPA 2 SUBMISSION	4	08.09.23	KNYMH
ISSUED FOR BUDGET SET	5	02.10.23	KNYMH
ISSUED FOR PERMIT SUBMISSION	6	15.11.23	KNYMH
ISSUED FOR TENDER	7	18.12.23	KNYMH
ISSUED FOR SPA SUBMISSION 3	8	12.01.24	KNYMH
ISSUED FOR CONDITIONAL PERMIT	9	07.03.24	KNYMH
ISSUED FOR CONSTRUCTION	10	28.02.25	KNYMH

ALL PREVIOUS ISSUES OF THIS DRAWING ARE SUPERSEDED

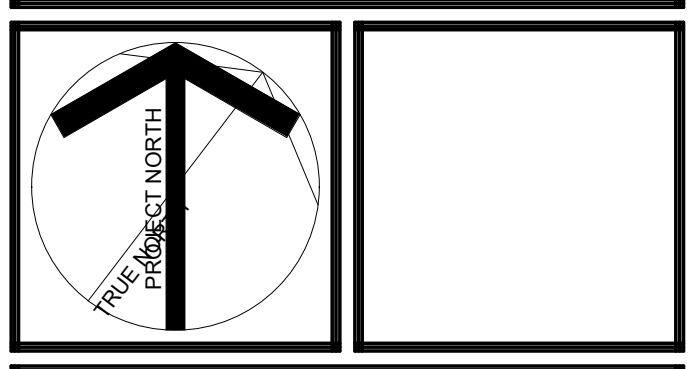
REVISIONS TO DRAWING	No.	DATE (DD.MM.YY)	BY
FOR CLIENT REVIEW	A	16.02.24	KNYMH
PERMIT COMMENT RESPONSE	D	26.04.24	KNYMH
ADDENDUM 02	I	13.08.24	KNYMH
ADDENDUM 06	X	07.11.24	KNYMH
CCN-06	62	09.05.25	KNYMH
CCN-37	72	09.07.25	KNYMH
CCN-48			

BUILDING PERMIT NUMBER:
24-154757 000 00 AN

KNYMH
ARCHITECTURE • SOLUTIONS

KNYMH INC.
1006 SKYVIEW DRIVE • SUITE 101
BURLINGTON, ONTARIO • L7P 0V1
T 905.639.6595
F 905.639.0394

www.knymh.com info@knymh.com



CLOCKWORK - Phase 2, Building #3
3008 WILLIAM CUTMORE BLVD.
OAKVILLE, ONTARIO

DRAWING SHEET TITLE:
ENLARGED UNDERGROUND LEVEL 2 PLAN - PART 1

DRAWING SCALE: As indicated
PROJECT NUMBER: **22404**

DRAWN BY: Author
CHECKED BY: Checker
DRAWING SHEET NUMBER: **A200.1A**

DRAWING VERSION:
PLOT DATE: 2026-04-17

1 ENLARGED UNDERGROUND LEVEL 2 PLAN - PART 1
A200.1A 1:75

CONTRACTOR MUST CHECK AND VERIFY ALL DIMENSIONS AND JOB CONDITIONS BEFORE PROCEEDING WITH WORK.
 ALL DRAWINGS MAY BE TO BE SUBJECT TO CHANGE DUE TO COMMENTS FROM MUNICIPAL DEPARTMENTS AND OTHER AGENCIES WITH AUTHORITY.
 ALL DRAWINGS AND SPECIFICATIONS ARE THE PROPERTY OF THE ARCHITECTS AND MUST BE RETURNED AT THE COMPLETION OF THE WORK.
 THE CONTRACTOR WORKING FROM DRAWINGS NOT SPECIFICALLY MARKED FOR CONSTRUCTION MUST ASSUME FULL RESPONSIBILITY AND BEAR COSTS FOR ANY CORRECTIONS OR DAMAGES RESULTING FROM HIS OR HER WORK.

KEY TO DETAIL LOCATION

No.	DETAIL NUMBER
No.	DRAWING SHEET NUMBER

DRAWING SETS ISSUED	No.	DATE (DD.MM.YY)	BY
FOR CLIENT REVIEW	1	02.05.23	KNYMH
ISSUED FOR SPA SUBMISSION 1	2	19.05.23	KNYMH
ISSUED FOR COORDINATION	3	18.07.23	KNYMH
ISSUED FOR SPA 2 SUBMISSION	4	08.09.23	KNYMH
ISSUED FOR BUDGET SET	5	02.10.23	KNYMH
ISSUED FOR PERMIT SUBMISSION	6	15.11.23	KNYMH
ISSUED FOR TENDER	7	18.12.23	KNYMH
ISSUED FOR SPA SUBMISSION 3	8	12.01.24	KNYMH
ISSUED FOR CONDITIONAL PERMIT	9	07.03.24	KNYMH
ISSUED FOR CONSTRUCTION	10	28.02.25	KNYMH

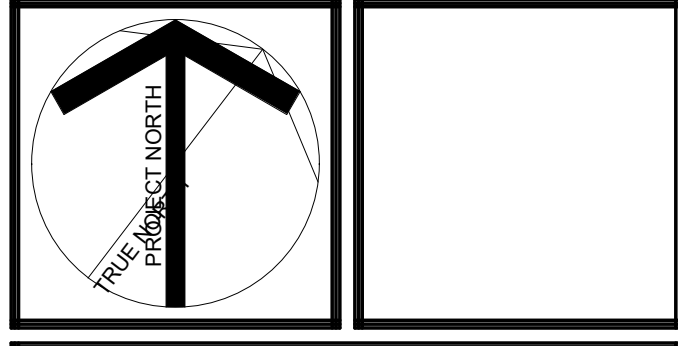
ALL PREVIOUS ISSUES OF THIS DRAWING ARE SUPERSEDED

REVISIONS TO DRAWING	No.	DATE (DD.MM.YY)	BY
PERMIT COMMENT RESPONSE	A	16.02.24	KNYMH
ADDENDUM 02	D	26.04.24	KNYMH
CCN-09	BB	24.01.25	KNYMH
CCN-27	VV	21.03.25	KNYMH

BUILDING PERMIT NUMBER:
 24-154757 000 00 AN

KNYMH
 ARCHITECTURE • SOLUTIONS

KNYMH INC.
 1006 SKYVIEW DRIVE • SUITE 101
 BURLINGTON, ONTARIO • L7P 0V1
 T 905.639.6595
 F 905.639.0394
 www.knymh.com info@knymh.com



CLOCKWORK -
 Phase 2, Building #3
 3008 WILLIAM CUTMORE BLVD.
 OAKVILLE, ONTARIO

DRAWING SHEET TITLE:
UNDERGROUND LEVEL 1 FLOOR PLAN

DRAWING SCALE:
 As indicated

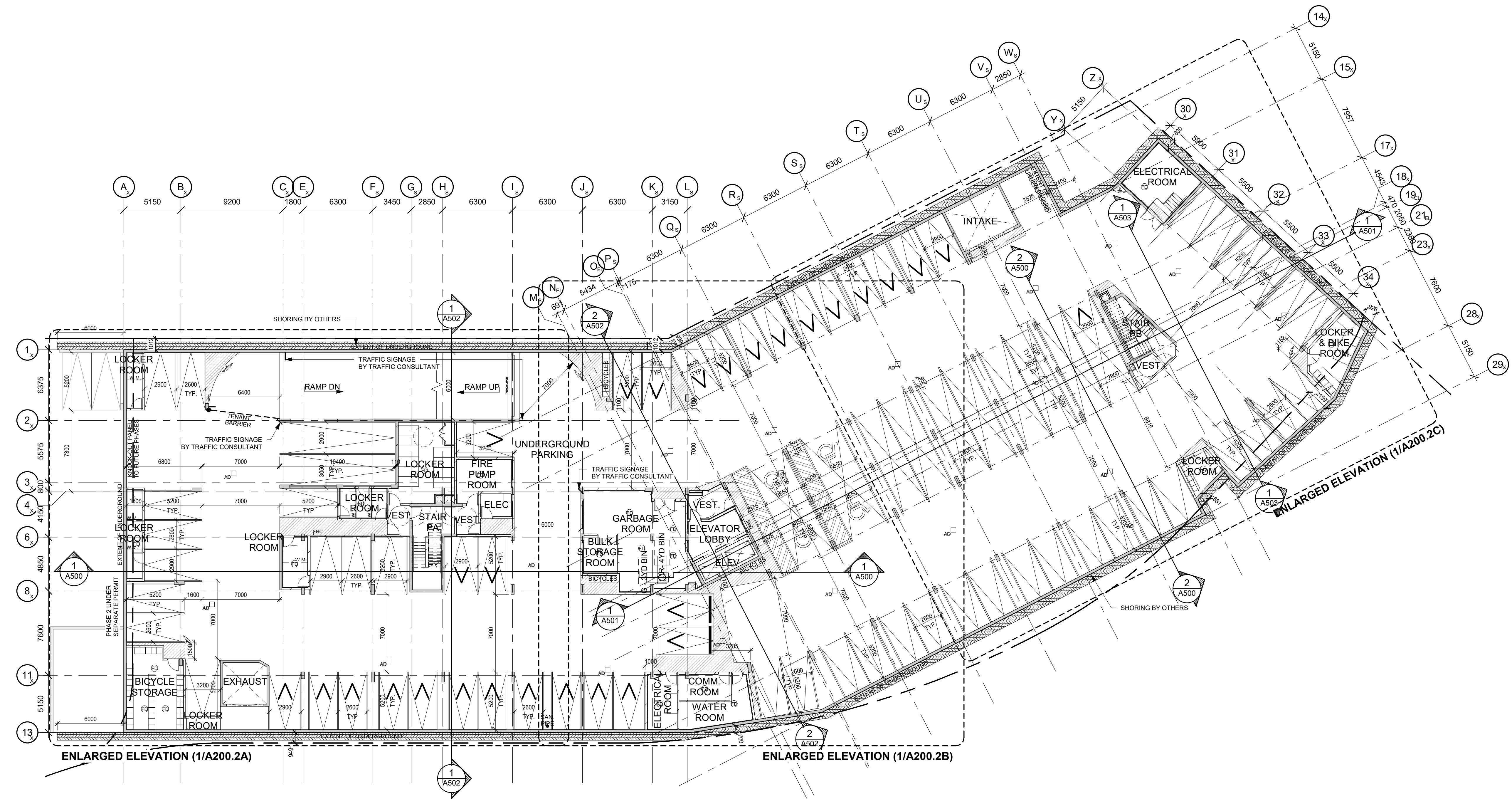
PROJECT NUMBER:
22404

DRAWN BY: Author
 CHECKED BY: Checker

DRAWING VERSION:
A200.2

DRAWING SHEET NUMBER:
A200.2

PLOT DATE:
 2026-04-17



1 UNDERGROUND LEVEL 1
 A200.2 1:200

UNDERGROUND LEVEL 1 PARKING SCHEDULE

Comments	Count
TENANT	57
VISITOR	29
Grand total	86

LEGEND

CONSTRUCTION TAGS:	CONSTRUCTION TAGS:
⊕ FLOOR DRAIN	101 WALL TAGS SEE A015 - WALL TYPES
⊙ ROOF DRAIN	102 CEILING TAGS SEE A016 - CEILING TYPES
S.D. SLAB DRAIN	103 ROOM TAGS SEE A000 - ROOM SCHEDULE
A.D. AREA/ DUAL-LEVEL DRAIN	104 DOOR TAGS SEE A910 - DOOR SCHEDULE
Locker Numbers	105 WINDOW TAGS SEE A020 - WINDOW ELEVATIONS
A001 PARKING NUMBERS	

GENERAL: ALL DIMENSIONS SHOWN ON 200 SERIES DRAWINGS ARE TO STUD FRAMING UNLESS NOTED OTHERWISE

NOTE:

