

STORM SEWER NOTES:

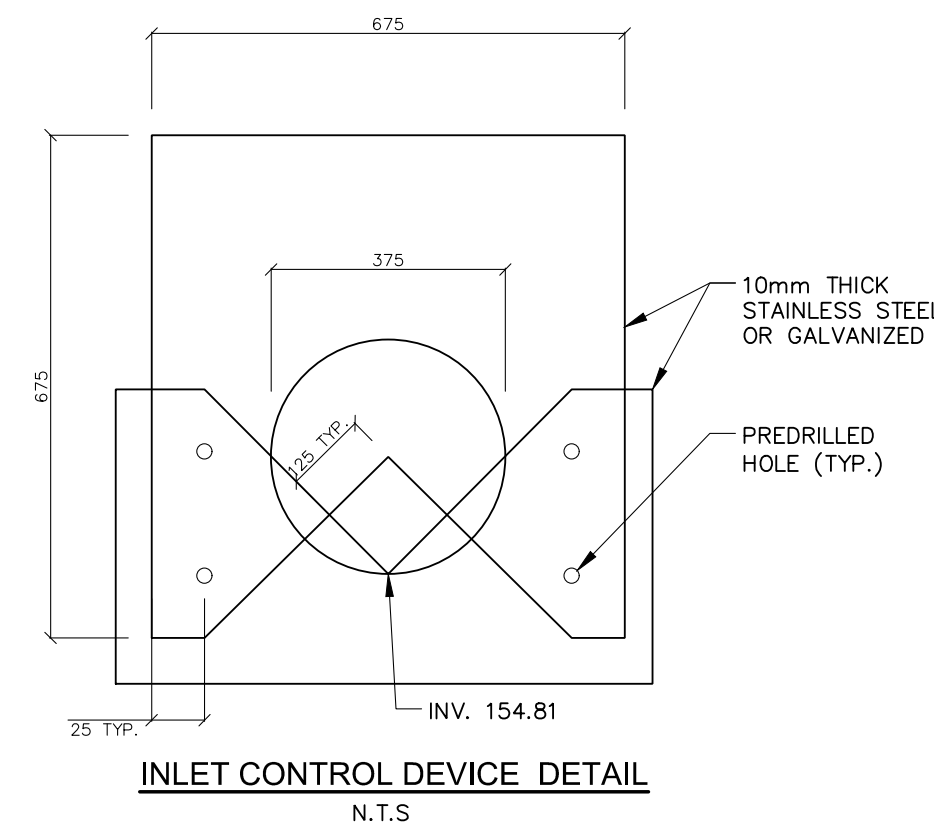
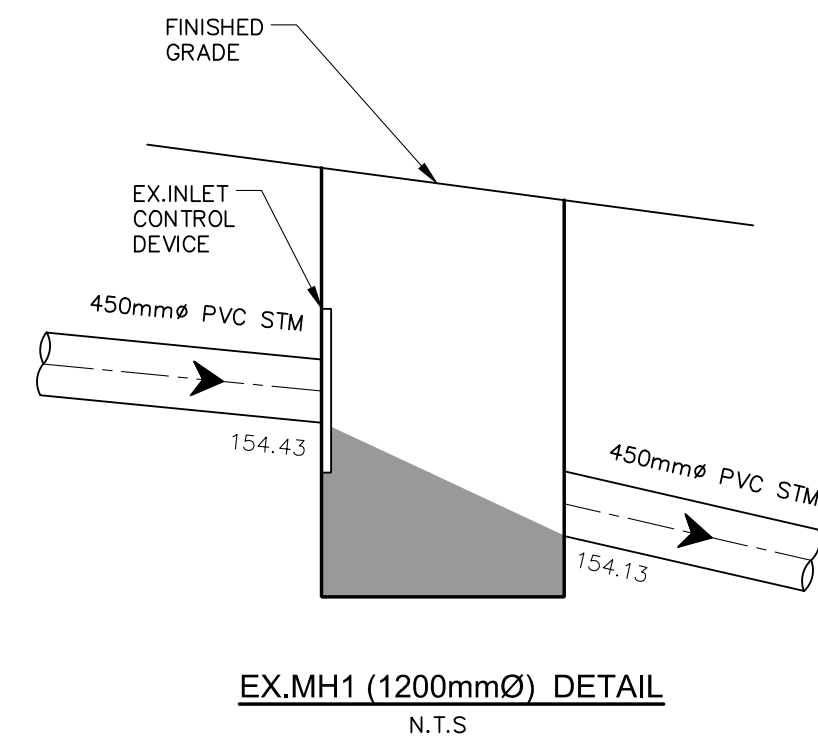
1. STORM MANHOLES AS PER O.P.S.D. 701.010, 701.011, 701.012 WITH FRAME AND COVER AS PER O.P.S.D. 401.01 TYPE 'A' WITH SIZE NOTED ON PLANS.
2. CONCRETE STORM SEWER PIPE SHALL BE MINIMUM CL 65-D CONFORMING TO C.S.A. A257.2 OR PVC SDR 35 CONFORMING TO ASTM D 3034; CATCHBASINS SHALL CONFORM TO O.P.S.D. 705.02 FOR SINGLES AND O.P.S.D. 705.01 FOR DOUBLES. CATCHBASIN GRATES AS PER O.P.S.D. 400.11. CATCHBASIN CONNECTIONS TO BE: SINGLE CB - 250mm DIA.; DOUBLE CB - 300mm DIA. CATCHBASIN LEADS TO BE A.S.T.M. D3034 PVC SDR - 35.
3. STREET CB LEADS TO HAVE A MIN. SLOPE OF 1.00% UNLESS NOTED OTHERWISE.
4. TEMPORARY SEDIMENT CONTROLS, AS SHOWN ON ESC-1, TO BE INSTALLED AT ALL CATCHBASINS AT TIME OF CONSTRUCTION AND PRIOR TO REMOVAL OF TEMPORARY SEDIMENT CONTROL POND.
5. STORM SEWERS TO HAVE RUBBER GASKETED JOINTS.
6. ALL CATCHBASINS TO BE PRECAST AS PER OPSD 705.010(SINGLE B) WITH GRATES AS PER OPSD 400.11.
7. ALL PVC STORM SEWER PIPES UP TO AND INCLUDING 450mm DIAMETER SHALL BE EQUAL TO C.S.A. B 182.2, B 182.3, B 182.4, ASTM D 3034, F 679, F 794 AND C.S.A. A257.1 AND UNW-B-5, B-8, AND B-9.
8. THE PIPE MUST BE MANUFACTURED WITH FACTORY ASSEMBLED SPIGOT GASKET AND INTEGRAL BELL JOINTS.
9. ALL SINGLE CATCHBASIN LEADS TO BE 250mm PVC SDR 35 UNLESS OTHERWISE SPECIFIED. ALL DOUBLE CATCHBASIN LEADS TO BE 300mm UNLESS OTHERWISE SPECIFIED.
10. ALL STORM MANHOLES TO BE BENCHMARKED TO SPRINGLINE.
11. CONTRACTOR TO PROVIDE ASBUILTS, WATERMAIN TEST RESULTS, AND CCTV VIDEOS FOR STORM AND SANITARY SEWERS TO THE SITE ENGINEER FOR CERTIFICATION PURPOSES. ASBUILTS TO INCLUDE TOP ELEVATIONS FOR ALL STRUCTURES, PIPE INVERTS, AND ELEVATIONS ALONG THE CURB LINE.

WATERMAIN NOTES

1. 100mm AND LARGER WATERMAIN SHALL BE POLYVINYL CHLORIDE (PVC) SHALL BE CERTIFIED TO CAN/CSA-B137.3 STANDARD CLASS 150 SDR 18 PIPE. MANUFACTURED IN ACCORDANCE WITH THE LATEST EDITION OF AWWA C900. COPPER WATERMAIN K-SOFT AS PER ASTM B88. TRACER WIRE AS PER OBC 7.2.11.3
2. ALL WATERMAIN SHALL HAVE MINIMUM COVER OF 1.70m.
3. ALL WATERMAIN BEDDING AND TRENCH DETAIL, SHALL BE AS PER REGION OF HALTON STANDARDS.
4. PHYSICAL SEPARATION FROM LIVE WATER SERVICES IS REQUIRED FOR TESTING PURPOSES.
5. THRUST BLOCKS MUST BE INSTALLED ON ALL WATERMANS, VERTICAL AND HORIZONTAL, BENDS, TEES AND REDUCERS AS PER OPSD 1103.010 AND 1103.020.
6. ALL WATERMAIN CROSSINGS TO HAVE MINIMUM 0.15m VERTICAL CLEARANCE OVER SEWERS AND MINIMUM 0.5 VERTICAL CLEARANCE UNDER SEWERS.
7. FIRE HYDRANTS SHALL BE AS PER FIRE DEPARTMENT AND HALTON STANDARDS.
8. ALL FIRE HYDRANT INSTALLATION SHALL BE AS PER OPSD 1105.01 AND HALTON.
9. ALL WATERMAIN TO BE MECHANICALLY RESTRAINED WITHIN FILL SECTIONS, AS PER OBC 7.3.4.9
10. VALVES SHALL BE IN ACCORDANCE WITH AWWA STD.C500 WITH IRON BODY, BRONZE-MOUNTED NON-RISING STEM.


SANITARY SEWER NOTES:

1. ALL SANITARY PVC GRAVITY SEWER PIPES (SDR 28) SHALL BE CAN/CSA 181.2 OR LATEST AMENDMENT UNLESS OTHERWISE NOTED.
2. ALL SANITARY MANHOLES SERVING UP TO 300mm SEWER LINES SHALL BE BENCHMARKED TO SPRINGLINE.



LEGEND

- STORM SEWER
- SINGLE CATCHBASIN
- SANITARY SEWER
- ⊗ VALVE BOX
- EXISTING STORM CATCHBASIN
- EXISTING STORM SEWER
- EXISTING SANITARY SEWER
- ⊗ EX. VALVE BOX
- ◇ EX. HYDRANT AND VALVE
- PROPERTY LINE
- BARRIER FREE CURB AS PER OPSD 310.033
- ⊕ PROPOSED WATER METER
- ⊕ PROPOSED BACKFLOW PREVENTER
- ▨ HEAVY-DUTY ASPHALT
- ✕ EX. STRUCTURE TO BE REMOVED
- EX. PIPE TO BE REMOVED
- 100-YR PONDING



OWNER:
KANEFF GROUP OF COMPANIES
3551 Mississauga Road
Brampton | Ontario | L6Y 5G8

ISSUED FOR SITE PLAN APPROVAL. 02.JUNE.23

New 1-Storey Warehouse Building

2360 Bristol Circle
Oakville, Ontario

SERVICING PLAN

Project Number:

231423

Drawn By: ZYX
Checked By: GKR
Date: 23-06-02
Scale: 1:300
Sheet Number:

SW2