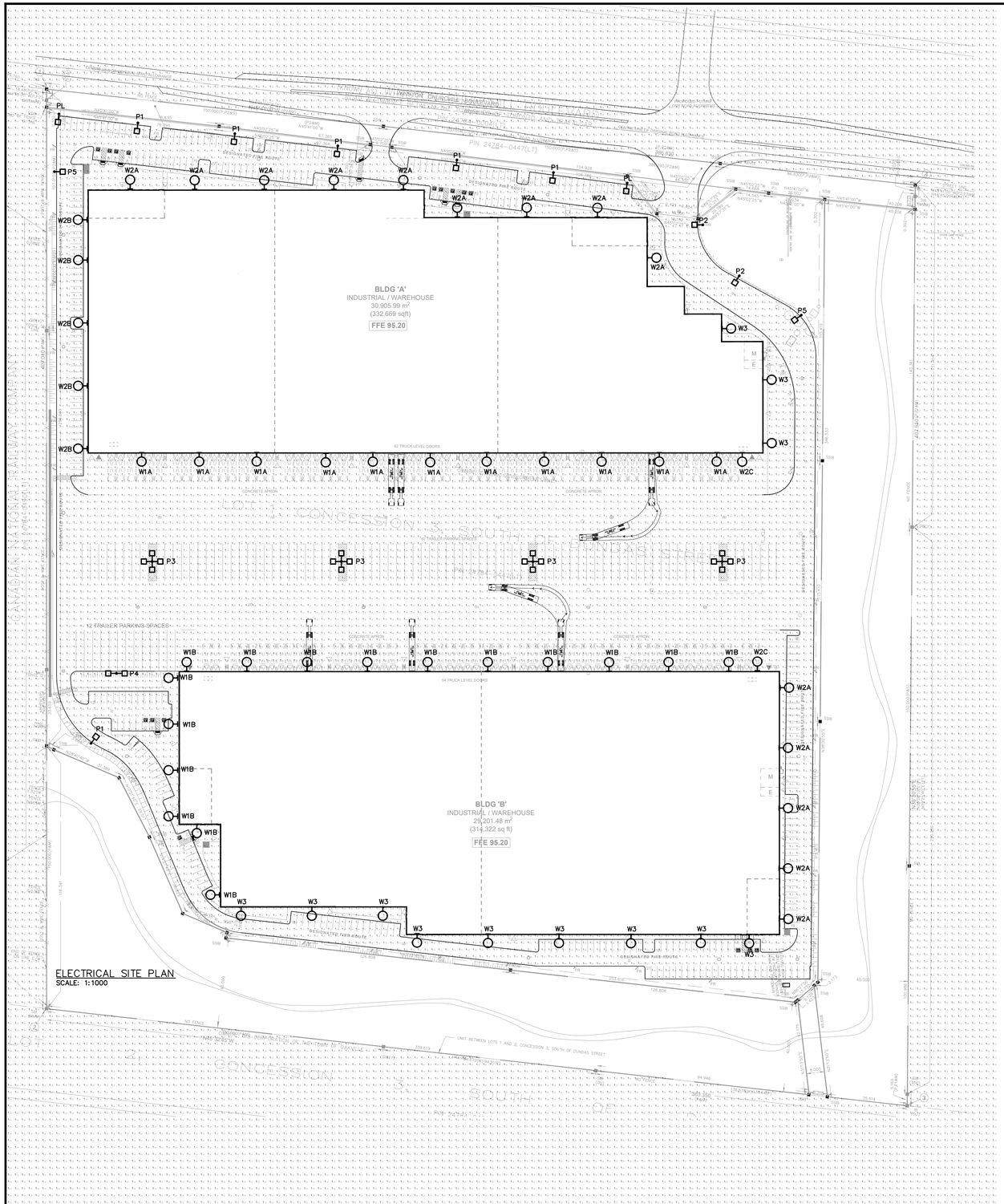

ELECTRICAL SITE PLAN
SCALE: 1:1000

TYPE 'P1'

LED LUMINAIRE MOUNTED ON **24 FT.** HIGH ROUND 5" TAPERED STEEL GALVANIZED POLE. LUMINAIRES TO BE C/W 114W LED, BLC DISTRIBUTION, 12,721 LUMENS, 4000K, 347 VOLT, AND ALL NECESSARY HARDWARE AND ACCESSORIES FOR A COMPLETE INSTALLATION. COLOUR AS SELECTED BY ARCHITECT FROM STANDARD FINISHES. POLE TO BE MOUNTED ON 36" CONCRETE BASE C/W ALL ACCESSORIES FOR A COMPLETE INSTALLATION. POLES TO BE PAINTED TO MATCH LUMINAIRES. MANUFACTURED BY GARDCO CAT. # P26-64L-600-NW-G2-BLC

TYPE 'P2'

LED LUMINAIRE MOUNTED ON **24 FT.** HIGH ROUND 5" TAPERED STEEL GALVANIZED POLE. LUMINAIRES TO BE C/W 101W LED, TYPE 4 DISTRIBUTION, 14,351 LUMENS, 4000K, 347 VOLT, AND ALL NECESSARY HARDWARE AND ACCESSORIES FOR A COMPLETE INSTALLATION. COLOUR AS SELECTED BY ARCHITECT FROM STANDARD FINISHES. POLE TO BE MOUNTED ON 36" CONCRETE BASE C/W ALL ACCESSORIES FOR A COMPLETE INSTALLATION. POLES TO BE PAINTED TO MATCH LUMINAIRES. MANUFACTURED BY GARDCO CAT. # P26-48L-700-NW-G2-4

TYPE 'PL'

LED LUMINAIRE MOUNTED ON **24 FT.** HIGH ROUND 5" TAPERED STEEL GALVANIZED POLE. LUMINAIRES TO BE C/W 132W LED, LCL (LEFT) DISTRIBUTION, 4,650 LUMENS, 4000K, 347 VOLT, AND ALL NECESSARY HARDWARE AND ACCESSORIES FOR A COMPLETE INSTALLATION. COLOUR AS SELECTED BY ARCHITECT FROM STANDARD FINISHES. POLE TO BE MOUNTED ON 36" CONCRETE BASE C/W ALL ACCESSORIES FOR A COMPLETE INSTALLATION. POLES TO BE PAINTED TO MATCH LUMINAIRES. MANUFACTURED BY GARDCO CAT. # P26-64L-700-NW-G2-LCL (LEFT)

TYPE 'P5'

LED LUMINAIRE MOUNTED ON **24 FT.** HIGH ROUND 5" TAPERED STEEL GALVANIZED POLE. LUMINAIRES TO BE C/W 74.35W LED, BLC DISTRIBUTION, 8,233 LUMENS, 4000K, 347 VOLT, AND ALL NECESSARY HARDWARE AND ACCESSORIES FOR A COMPLETE INSTALLATION. COLOUR AS SELECTED BY ARCHITECT FROM STANDARD FINISHES. POLE TO BE MOUNTED ON 36" CONCRETE BASE C/W ALL ACCESSORIES FOR A COMPLETE INSTALLATION. POLES TO BE PAINTED TO MATCH LUMINAIRES. MANUFACTURED BY GARDCO CAT. # P26-48L-500-NW-G2-BLC

TYPE 'P3'

LED LUMINAIRE (4 @ 90)MOUNTED ON **38 FT.** HIGH ROUND 5" TAPERED STEEL GALVANIZED POLE. LUMINAIRES TO BE C/W 101W LED, TYPE 5W DISTRIBUTION, 14,819 LUMENS, 4000K, 347 VOLT, AND ALL NECESSARY HARDWARE AND ACCESSORIES FOR A COMPLETE INSTALLATION. COLOUR AS SELECTED BY ARCHITECT FROM STANDARD FINISHES. POLE TO BE MOUNTED ON **SET** CONCRETE BASE C/W ALL ACCESSORIES FOR A COMPLETE INSTALLATION. POLES TO BE PAINTED TO MATCH LUMINAIRES. MANUFACTURED BY GARDCO CAT. # P26-48L-700-NW-G2-5W

TYPE 'P4'

LED LUMINAIRE (BACK TO BACK) MOUNTED ON **24 FT.** HIGH ROUND 5" TAPERED STEEL GALVANIZED POLE. LUMINAIRES TO BE C/W 101W LED, TYPE 5W DISTRIBUTION, 14,819 LUMENS, 4000K, 347 VOLT, AND ALL NECESSARY HARDWARE AND ACCESSORIES FOR A COMPLETE INSTALLATION. COLOUR AS SELECTED BY ARCHITECT FROM STANDARD FINISHES. POLE TO BE MOUNTED ON 36" CONCRETE BASE C/W ALL ACCESSORIES FOR A COMPLETE INSTALLATION. POLES TO BE PAINTED TO MATCH LUMINAIRES. MANUFACTURED BY GARDCO CAT. # P26-48L-700-NW-G2-5W

TYPE 'W1A'

WALL MOUNTED (@ 35'AFF) LED LUMINAIRE FIXTURE C/W 138W, 14,022 LUMENS, 4000K TYPE 4 DISTRIBUTION & 347 DRIVER. MANUFACTURED BY PHILIPS GARDCO CAT. # 161L-46L-900-NW-G2-4 COLOUR AS SELECTED BY ARCHITECT FROM STANDARD FINISHES

TYPE 'W1B'

WALL MOUNTED (@ 30'AFF) LED LUMINAIRE FIXTURE C/W 138W, 14,022 LUMENS, 4000K TYPE 4 DISTRIBUTION & 347 DRIVER. MANUFACTURED BY PHILIPS GARDCO CAT. # 161L-46L-900-NW-G2-4 COLOUR AS SELECTED BY ARCHITECT FROM STANDARD FINISHES

TYPE 'W2A'

WALL MOUNTED (@ 25'AFF) LED LUMINAIRE FIXTURE C/W 52W, 6,733 LUMENS, 4000K TYPE 3 DISTRIBUTION & 347 DRIVER. MANUFACTURED BY PHILIPS GARDCO CAT. # 121L-32L-530-NW-G4-3 COLOUR AS SELECTED BY ARCHITECT FROM STANDARD FINISHES

TYPE 'W2B'

WALL MOUNTED (@ 22'AFF) LED LUMINAIRE FIXTURE C/W 52W, 6,733 LUMENS, 4000K TYPE 3 DISTRIBUTION & 347 DRIVER. MANUFACTURED BY PHILIPS GARDCO CAT. # 121L-32L-530-NW-G4-3 COLOUR AS SELECTED BY ARCHITECT FROM STANDARD FINISHES

TYPE 'W2C'

WALL MOUNTED (@ 20'AFF) LED LUMINAIRE FIXTURE C/W 52W, 6,733 LUMENS, 4000K TYPE 3 DISTRIBUTION & 347 DRIVER. MANUFACTURED BY PHILIPS GARDCO CAT. # 121L-32L-530-NW-G4-3 COLOUR AS SELECTED BY ARCHITECT FROM STANDARD FINISHES

TYPE 'W3'

WALL MOUNTED (@ 30'AFF) LED LUMINAIRE FIXTURE C/W 106W, 11,521 LUMENS, 4000K TYPE 4 DISTRIBUTION & 347 DRIVER. MANUFACTURED BY PHILIPS GARDCO CAT. # 121L-32L-1000-NW-G4-4 COLOUR AS SELECTED BY ARCHITECT FROM STANDARD FINISHES

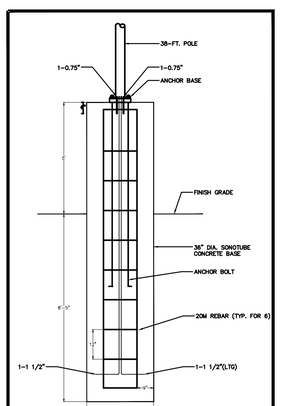

TYPICAL 'P3' POLE BASE DETAIL
N.TS.

NOTES :
1- PVC CONDUIT OR DUCT 36" (MIN.) BELOW TOP OF FINISHED GRADE
2- CONCRETE TO BE 3000 PSI @ 28 DAYS.
3- INSTALLATION TO BE APPROVED BY STRUCTURAL ENGINEER (INCLUDING REQUIRED REINFORCING STEEL BARS AND SOIL CONDITIONS TO SUIT POLE HEIGHT AND LUMINAIRE WEIGHT.(TYPICAL)

POLE LENGTH (m)	BASE BURIAL DEPTH D (m)	REINF. ROD LENGTH (m)
3.0	1.50	H + 1.35
5.6	2.15	H + 2.00
7.0	2.15	H + 2.00
7.5	2.15	H + 2.00
8.7	2.45	H + 2.30
9.0	2.45	H + 2.30
10.5	2.60	H + 2.45
12.0	2.75	H + 2.60
13.6	2.90	H + 2.75
15.1	3.05	H + 2.90

NOTES:
1. ALL DIMENSIONS ARE IN MILLIMETRES OR METRES
2. TOP OF FOUNDATION SHALL BE TROWELLED SMOOTH & LEVEL.
3. CLASS OF CONCRETE SHALL BE 25mPa. CONCRETE SHALL BE VIBRATED.
4. GROUNDING: TWO SLEEVES REQUIRED FOR EACH CONC. FOUNDATION UNLESS OTHERWISE SHOWN.
5. PROVIDE A 18mm DIA. 3000mm STEEL COPPER COATED GROUND ROD ADJACENT TO POLES AS SPECIFIED ON PLAN AND CONNECT TO METAL POLE WITH #6AWG COPPER CONDUCTOR.
6. CONDUIT SHALL BE CORRUGATED SIZE 80 POLE BASE PLATE PRIOR TO SETTING CONDUIT SLEEVES.
7. SUBJECT TO SOIL CONDITIONS, REFER TO SOIL REPORT.
8. FORM RELEASE AGENT HAS BEEN FACTORY-APPLIED TO INSIDE SURFACE OF "AVFORM".

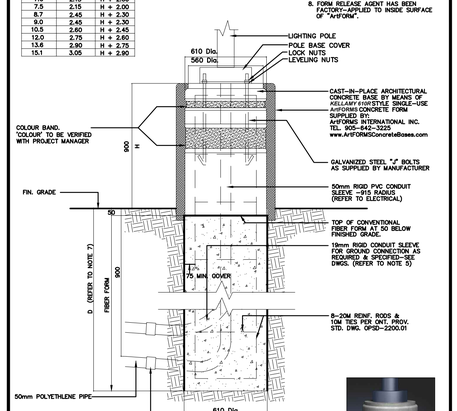

TYPICAL POLE BASE DETAIL
N.TS.



KELLAMY 610R 3D MODEL
N.TS.

NOTES :

- **ALL EXTERIOR LIGHTING FIXTURES ARE DARK SKY FRIENDLY**
- **ALL EXTERIOR WALL MOUNTED AND POLE MOUNTED LUMINAIRES ARE LED**
- **ALL EXTERIOR LUMINAIRES TO BE CONTROLLED BY PHOTOCELL AND TIMECLOCK 'OFF'.**
- **OVERALL SITE LIGHTING WILL BE REDUCED TO AVERAGE OF 1 FC ORL LESS AFTER 11:00PM OR THE CLOSE OF BUSINESS WHICHEVER IS LATER.**
- ALL LIGHTING DEVICES SHALL BE FULL CUT OFF AND NIGHT SKY FRIENDLY AND SHALL BE MITIGATED AT THE SOURCE SO THAT NO LIGHT (0.0FC) WILL BE DIRECTLY PROJECTED ONTO ADJACENT PROPERTIES.

Calculation Summary							
Label	CalcType	Units	Avg	Max	Min	Avg/Min	Max/Min
LIGHTSPILL	Illuminance	Fc	0.00	0.2	0.0	N.A.	N.A.
SITE	Illuminance	Fc	1.38	4.2	0.3	4..6	14.00

No.	ISSUED	DATE
1	ISSUED FOR SPA	DEC.01'21

No.	REVISION	DATE

BALDASSARRA Architects Inc.
30 Great Gulf Drive, Unit 20 | Concord ON | L4K 0K7
T. 905.660.0722 | www.baldassarra.ca

MANUEL JORDAO & ASSOCIATES LTD.
ELECTRICAL ENGINEERING
556 EDWARD AVENUE, UNIT 82
RICHMOND HILL, ONTARIO
L4C 9Y5 CANADA
PHONE: (905) 780-8590 FAX: (905) 780-8591
Email: mjordao@mjaeng.com
WEB SITE: www.mjaeng.com

STAMP

LICENSED PROFESSIONAL ENGINEER
O.J. ESCOLAR
DEC.01'21
PROVINCE OF ONTARIO

772 Winston Churchill
Oakville, ON

ELECTRICAL SITE LIGHTING

DATE:	DRAWN BY:	CHECKED:	SCALE:
NOV. 2022	HG	OE	1:1000

PROJECT No. 2022-241

DRAWING No. ESL