

Key Plan
N.T.S.



Legend


GENERAL NOTES:

1. Drawings not to be used for construction unless authorized by the Landscape Architect.
2. Contractor shall report any discrepancies between the drawings and site conditions prior to commencement of the work.
3. All utility locates are the responsibility of the Contractor. Hand dig within the limits recommended by the service utility. Utility conflicts with proposed tree locations must be reported immediately to the Landscape Architect.
4. Sixteen Mile Community Centre & Library base drawing provided by Diamond Schmitt Architects.
5. For Sixteen Mile Community Centre grading information refer to drawing by MTE Consultants.
6. North Park Sports Park base drawings provided by The MBTW Group.
7. Landscape drawings show engineering information for design purposes only. Do not construct engineering works from these drawings.

LANDSCAPE KEY PLAN

North Park Development: Community Centre, Library and Sports Park, Oakville, ON

ISSUED FOR SITE PLAN APPROVAL, NOT FOR CONSTRUCTION.



DATE	ISSUE	BY
Nov 2 2021	Preliminary Landscape Schematics	KZ
Feb 4 2022	Issued for Site Plan Application 1	BT

DATE	REVISIONS	BY
Jan 25 2022	Issued for Coordination	BT
Jan 27 2022	Issued for Coordination	BT

2100 Steeles East, Suite 201, Scarborough, Ontario M1S 5L7
www.gspgroup.ca

Date: October 2021
Scale: 1:750 @ 35x48
Drawn By: KZ, BT
Project No.: 21337

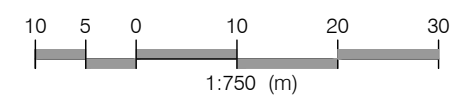
00.07

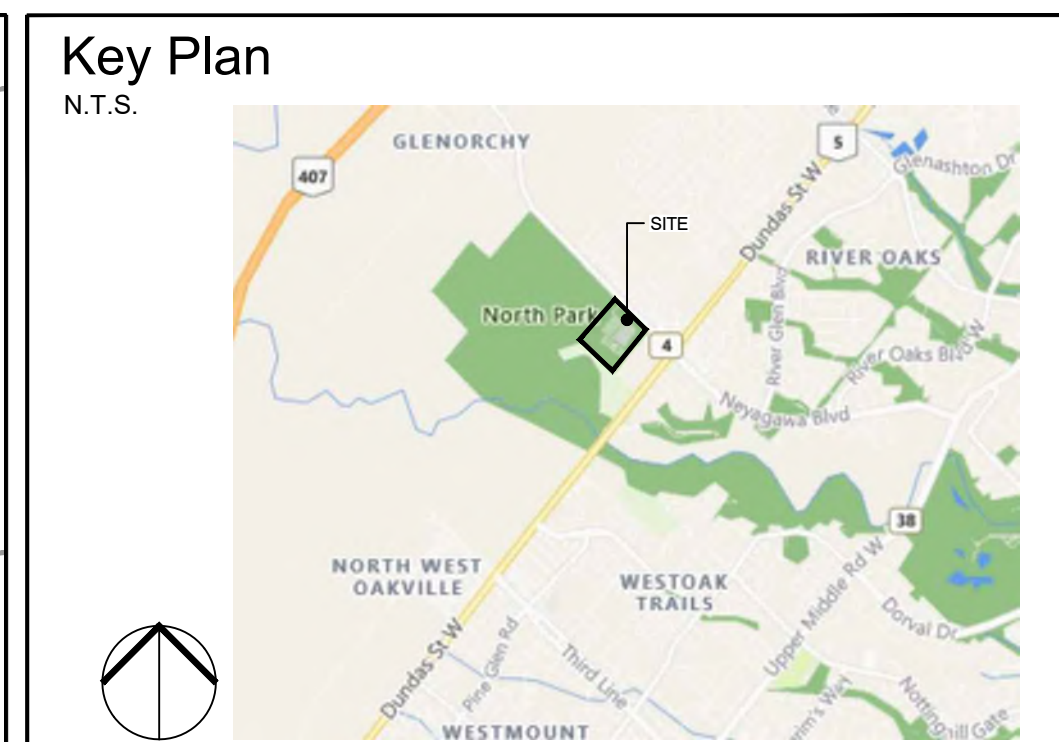
**NORTH PARK SPORTS PARK
REFER TO LANDSCAPE
DRAWINGS BY MBTW**

**SIXTEEN MILE COMMUNITY
CENTRE AND LIBRARY
AREA B**

**NORTH PARK SPORTS PARK
REFER TO LANDSCAPE
DRAWINGS BY MBTW**

**SIXTEEN MILE COMMUNITY
CENTRE AND LIBRARY
AREA A**





- ### Legend
- PROPERTY LINE
 - LIMIT OF WORK
 - EXISTING TREES
 - PROPOSED TREES
 - SHRUB PLANTING
 - ORNAMENTAL GRASS PLANTING
 - SOD (TYPE 1)
 - SOD (TYPE 2)
 - UPLAND SEED MIX
 - LOW LYING SEED MIX
 - THRESHOLD PAVING
 - CONCRETE PAVING W/ BROOM FINISH
 - PLAZA PAVING (TYPE 1)
 - PLAZA PAVING (TYPE 2)
 - PLAZA PAVING (TYPE 3)
 - BENCH (TYPE 1)
 - BENCH (TYPE 2)
 - BENCH (TYPE 3)
 - BENCH (TYPE 4)
 - BENCH (TYPE 5)
 - BIKE RACK
 - COMBINED WASTE RECEPTACLE
 - TABLE & UMBRELLA
 - BICYCLE REPAIR STATION
 - BOLLARD
 - LIGHT STANDARDS (REFER TO ELECTRICAL)

- ### REFERENCE NOTES
- Refer to traffic consultant drawings for all lane crossings and accessible parking aisle treatments.
 - Grading and servicing shown for reference only. Refer to grading, servicing, curbs and curb-ramp information.
 - Lighting for reference only. Refer to electrical drawings for detailed lighting information.
- ### GENERAL NOTES:
- Drawings not to be used for construction unless authorized by the Landscape Architect.
 - Contractor shall report any discrepancies between the drawings and site conditions prior to commencement of the work.
 - All utility locates are the responsibility of the Contractor. Hand dig within the limits recommended by the service utility. Utility conflicts with proposed tree locations must be reported immediately to the Landscape Architect.
 - Sixteen Mile Community Centre & Library has been drawing provided by Diamond Schmidt Architects.
 - For Sixteen Mile Community Centre grading information refer to drawing by MTE Consultants.
 - North Park Sports Park has drawings provided by The MBTW Group.
 - Landscape drawings show engineering information for design purposes only. Do not construct engineering works from these drawings.

LANDSCAPE SITE PLAN AREA A

North Park Development: Community Centre, Library and Sports Park, Oakville, ON

ISSUED FOR SITE PLAN APPROVAL. NOT FOR CONSTRUCTION.

DATE	ISSUE	BY

DATE	REVISIONS	BY
Jan 25 2022	Issued for Coordination	EE
Jan 27 2022	Issued for Coordination	EE

1500 Sheppard Ave. E. #111 Oakville, ON L6H 3R7

 www.gsgroup.ca

 Date: October 2021

 Scale: 1:300 @ 35x48

 Drawn By: MZ:BB

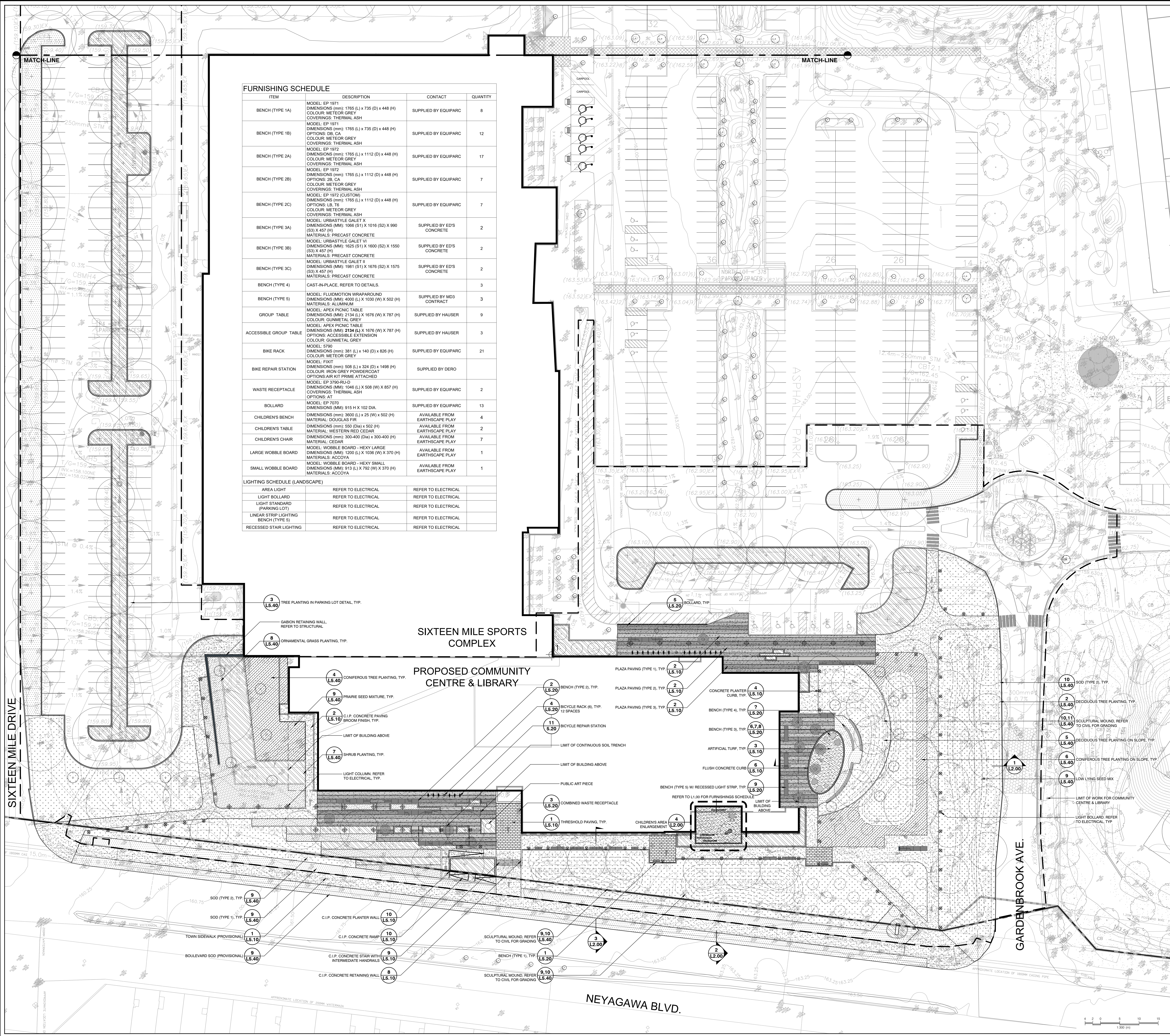
 Project No.: 21337

FURNISHING SCHEDULE

ITEM	DESCRIPTION	CONTACT	QUANTITY
BENCH (TYPE 1A)	MODEL: EP-1971 DIMENSIONS (mm): 1765 (L) x 735 (D) x 448 (H) COLOUR: METEOR GREY COVERINGS: THERMAL ASH	SUPPLIED BY EQUIPARC	8
BENCH (TYPE 1B)	MODEL: EP-1971 DIMENSIONS (mm): 1765 (L) x 735 (D) x 448 (H) COLOUR: METEOR GREY COVERINGS: THERMAL ASH	SUPPLIED BY EQUIPARC	12
BENCH (TYPE 2A)	MODEL: EP-1972 DIMENSIONS (mm): 1765 (L) x 1112 (D) x 448 (H) COLOUR: METEOR GREY COVERINGS: THERMAL ASH	SUPPLIED BY EQUIPARC	17
BENCH (TYPE 2B)	MODEL: EP-1972 DIMENSIONS (mm): 1765 (L) x 1112 (D) x 448 (H) COLOUR: METEOR GREY COVERINGS: THERMAL ASH	SUPPLIED BY EQUIPARC	7
BENCH (TYPE 2C)	MODEL: EP-1972 (CUSTOM) DIMENSIONS (mm): 1765 (L) x 1112 (D) x 448 (H) OPTIONS: LB, TB COLOUR: METEOR GREY COVERINGS: THERMAL ASH	SUPPLIED BY EQUIPARC	7
BENCH (TYPE 3A)	MODEL: URBASTYLE GALET X DIMENSIONS (MM): 1066 (S1) X 1016 (S2) X 990 (S3) X 457 (H) MATERIALS: PRECAST CONCRETE	SUPPLIED BY ED'S CONCRETE	2
BENCH (TYPE 3B)	MODEL: URBASTYLE GALET V DIMENSIONS (MM): 1625 (S1) X 1600 (S2) X 1550 (S3) X 457 (H) MATERIALS: PRECAST CONCRETE	SUPPLIED BY ED'S CONCRETE	2
BENCH (TYPE 3C)	MODEL: URBASTYLE GALET II DIMENSIONS (MM): 1981 (S1) X 1678 (S2) X 1575 (S3) X 457 (H) MATERIALS: PRECAST CONCRETE	SUPPLIED BY ED'S CONCRETE	2
BENCH (TYPE 4)	CAST-IN-PLACE. REFER TO DETAILS.		3
BENCH (TYPE 5)	MODEL: FLUIDMOTION WRAPAROUND DIMENSIONS (MM): 4000 (L) X 1030 (W) X 502 (H) MATERIALS: ALUMINUM	SUPPLIED BY MD3 CONTRACT	3
GROUP TABLE	MODEL: APEX PICNIC TABLE DIMENSIONS (MM): 2154 (L) X 1676 (W) X 787 (H) COLOUR: GUNMETAL GREY	SUPPLIED BY HAUSER	9
ACCESSIBLE GROUP TABLE	MODEL: APEX PICNIC TABLE DIMENSIONS (MM): 2154 (L) X 1676 (W) X 787 (H) OPTIONS: ACCESSIBLE EXTENSION COLOUR: GUNMETAL GREY	SUPPLIED BY HAUSER	3
BIKE RACK	MODEL: 5709 DIMENSIONS (mm): 381 (L) X 140 (D) X 826 (H) COLOUR: METEOR GREY	SUPPLIED BY EQUIPARC	21
BIKE REPAIR STATION	MODEL: FIXIT DIMENSIONS (mm): 508 (L) X 334 (D) X 1498 (H) COLOUR: IRON GREY POWDERCOAT OPTIONS: AIR KIT PRIME ATTACHED	SUPPLIED BY DERO	1
WASTE RECEPTACLE	MODEL: EP-3700-RU-D DIMENSIONS (MM): 1046 (L) X 508 (W) X 857 (H) COVERINGS: THERMAL ASH OPTIONS: AT	SUPPLIED BY EQUIPARC	2
BOLLARD	MODEL: EP-7070 DIMENSIONS (MM): 915 H X 102 DIA.	SUPPLIED BY EQUIPARC	13
CHILDREN'S BENCH	DIMENSIONS (mm): 3600 (L) X 25 (W) X 502 (H) MATERIAL: DOUGLAS FIR	AVAILABLE FROM EARTHSCAPE PLAY	4
CHILDREN'S TABLE	DIMENSIONS (mm): 550 (Dia) X 502 (H) MATERIAL: WESTERN RED CEDAR	AVAILABLE FROM EARTHSCAPE PLAY	2
CHILDREN'S CHAIR	DIMENSIONS (mm): 300-400 (Dia) X 300-400 (H) MATERIAL: CEDAR	AVAILABLE FROM EARTHSCAPE PLAY	7
LARGE WOBBLE BOARD	MODEL: WOBBLE BOARD - HEXY LARGE DIMENSIONS (MM): 1200 (L) X 1036 (W) X 370 (H) MATERIALS: ACCOYA	AVAILABLE FROM EARTHSCAPE PLAY	1
SMALL WOBBLE BOARD	MODEL: WOBBLE BOARD - HEXY SMALL DIMENSIONS (MM): 913 (L) X 792 (W) X 370 (H) MATERIALS: ACCOYA	AVAILABLE FROM EARTHSCAPE PLAY	1

LIGHTING SCHEDULE (LANDSCAPE)

AREA LIGHT	REFER TO ELECTRICAL	REFER TO ELECTRICAL
LIGHT BOLLARD	REFER TO ELECTRICAL	REFER TO ELECTRICAL
LIGHT STANDARD (PARKING LOT)	REFER TO ELECTRICAL	REFER TO ELECTRICAL
LINEAR STRIP LIGHTING	REFER TO ELECTRICAL	REFER TO ELECTRICAL
RECESSED STAIR LIGHTING	REFER TO ELECTRICAL	REFER TO ELECTRICAL



L1.00

