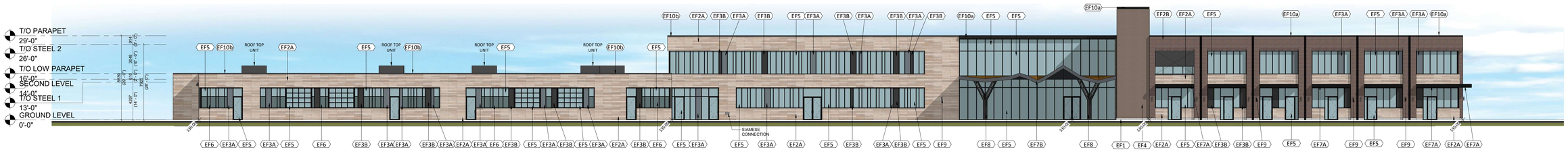

1 A302 SOUTH ELEVATION- COLOURED
1 : 150

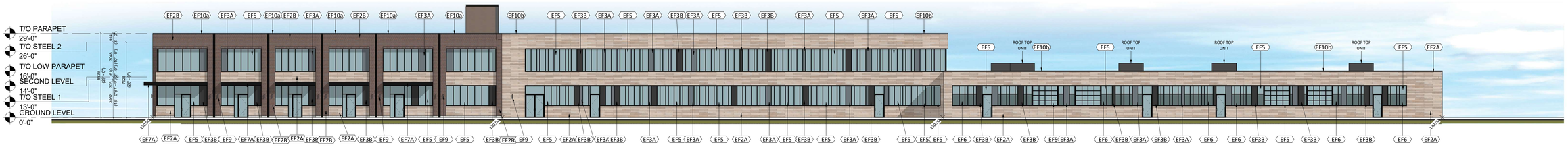

2 A302 NORTH ELEVATION- COLOURED
1 : 150

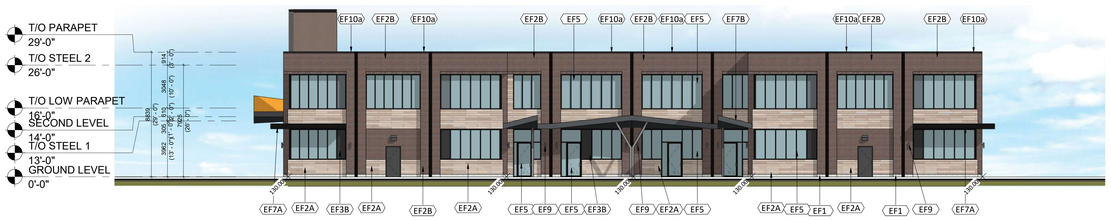

3 A302 EAST ELEVATION- COLOURED
1 : 150

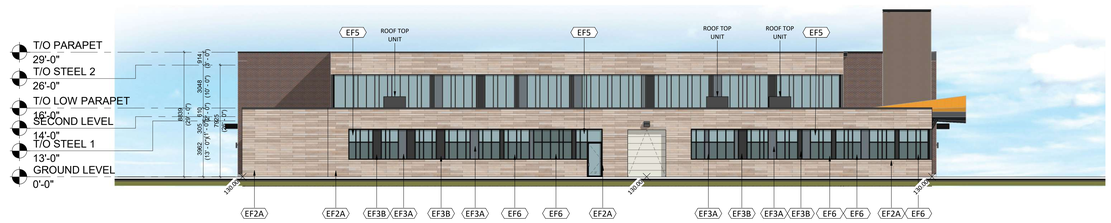

4 A302 WEST ELEVATION- COLOURED
1 : 150

5 A302 COURTYARD- SOUTH ELEVATION- COLOURED
1 : 150

6 A302 COURTYARD- NORTH ELEVATION- COLOURED
1 : 150

BUILDING EXTERIOR FINISH SCHEDULE	
MATERIAL MARK	DESCRIPTION
EF1	ARCHITECTURAL CONCRETE BLOCKS W/ SILL SIZE: 4"W x 7 1/2"H x 15 3/8"L (UNLESS NOTED OTHERWISE) FINISH: TAPESTRY, COLOUR: WHITE/ LIGHT GREY
EF2A	CONCRETE PANEL SIZE: BASIC (LxHxD)= 1800x147x13MM COLOUR: TERRACOTTA
EF2B	BRICK/PRECAST CONCRETE WITH BRICK PATTERN COLOUR: MEDIUM PATTERN: RUNNING BOND
EF3A	ALUMINUM METAL PANELS, ALPOLIC ACM PANEL, REVEALS AS INDICATED ON DRAWINGS. COLOUR: GREY (EXACT RGB T.B.D). CAULKING TO MATCH.
EF3B	ALUMINUM METAL PANELS, ALPOLIC ACM PANEL, REVEALS AS INDICATED ON DRAWINGS. COLOUR: CHARCOAL (EXACT RGB T.B.D). CAULKING TO MATCH.
EF4	NATURAL STONE COLOUR: T.B.D.
EF5	GLAZED DOORS & WINDOWS VISUAL MARKERS APPLIED TO GLASS WITH A MAXIMUM SPACING OF 100 MM X 100 MM MULLION COLOUR: BLACK
EF6	SPANDREL GLAZING COLOUR: GREY MULLION COLOUR: BLACK
EF7A	CLOSED CANOPY- EXPOSED STEEL C/W PAINT PRIMER, COLOUR: POWDER COATED BLACK. CONTRACTOR TO PROVIDE MANUFACTURER INFORMATION & SHOP DRAWINGS
EF7B	CLOSED CANOPY STEEL STRUCTURE WITH PANEL SYSTEM ALUMINUM-FACED COMPOSITE PANELS ACM UNDERSIDE: WOOD GRAIN PANELS.
EF8	STEEL STRUCTURAL COLUMN
EF9	WALL MOUNTED LED BOX MODEL: T.B.D. FINISH: BLACK AT WALL CONSTRUCTION REPLACE EXTERIOR SHEATHING WITH 5/8" FIRE TREATED EXTERIOR GRADE PLYWOOD AT LIGHT FIXTURE LOCATIONS
EF10a	METAL FLASHING, PROFILE INDICATED ON DRAWINGS. PRECAST METAL FLASHING BY VICWEST COLOUR: CHARCOAL
EF10b	METAL FLASHING, PROFILE INDICATED ON DRAWINGS. PRECAST METAL FLASHING BY VICWEST COLOUR: METALLIC SILVER

TURNER FLEISCHER

Turner Fleischer Architects Inc.

67 Lesmill Road
Toronto, ON, M3B 2T8
T 416 425 2222
turnerfleischer.com

This drawing, as an instrument of service, is provided by and is the property of Turner Fleischer Architects Inc. All rights including copyright are retained by Turner Fleischer Architects Inc. Contractors shall verify and place all dimensions on site and must notify Turner Fleischer Architects Inc. of any variations from the supplied information. This drawing is not to be scaled. The architect is not responsible for the accuracy of reports, surveys, drawings or other information or data provided by others. Refer to the appropriate consultant's drawings before proceeding with the work. Construction must conform to all applicable codes and requirements of authorities having jurisdiction. The contractor working from drawings and specifications issued for construction is deemed to assume full responsibility and bear costs for any corrections or damages resulting from his work.

#	DATE	DESCRIPTION	BY
5	2021-07-30	ISSUED FOR SPA	LBO

PROJECT
1933 IRON OAK WAY, OAKVILLE, ON

1933 IRON OAK WAY
OAKVILLE, ON

DRAWING
BUILDING COLOURED ELEVATIONS

PROJECT NO. 20.210CS
PROJECT DATE 2021-07-30
DRAWN BY HHO
CHECKED BY YET
SCALE 1 : 150

DRAWING NO. A302
REV 5

2021-07-29 4:29:31 PM