

Riverstone Park Project Public Meeting 2

Feedback Summary and Preliminary Concepts Presentation

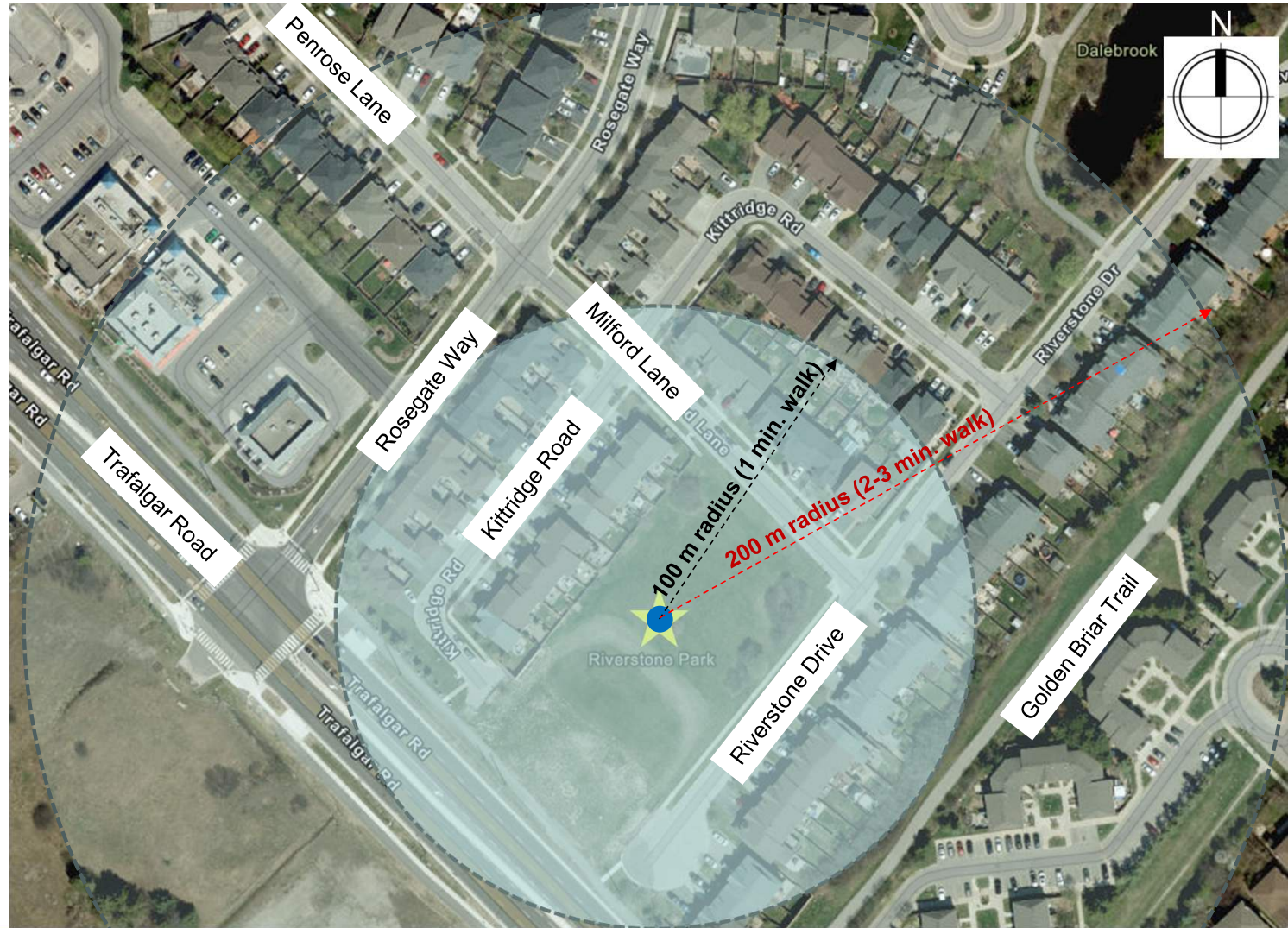
Oakville Town Hall
May 21, 2026
7 to 9 p.m.

Agenda

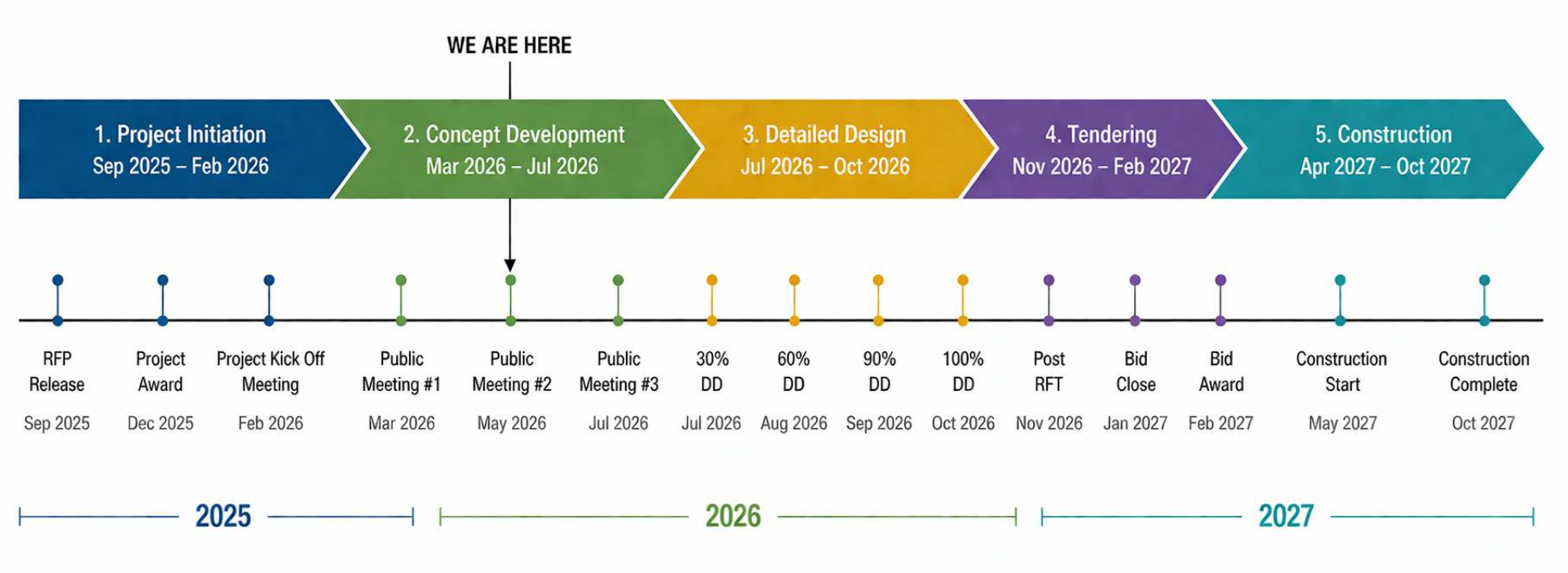
1. Introductions
2. Project Background
3. March 26 Public Engagement Summary
4. Presentation of Concepts
5. Next Steps
6. Discussion

Project Background

- 2273 Trafalgar Road
- 0.65 hectares (1.6 acres) in area
- Former reservoir
- \$2.75M Capital Budget for a Neighbourhood Park



Project Background continued



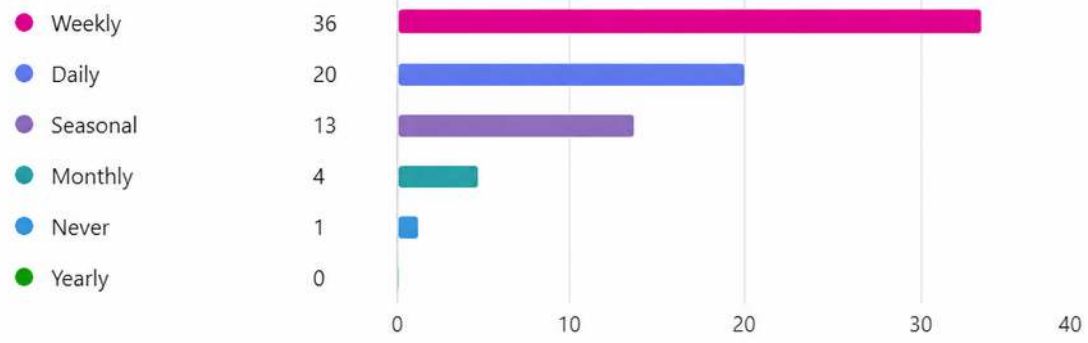
(Dates subject to change)

March 26 Public Engagement Summary

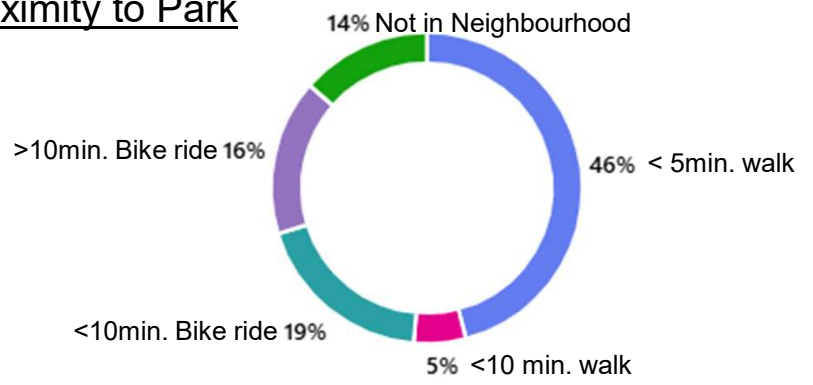
- Purpose: Gather community input to inform park design direction
- Methods: Public Meeting and Online Survey
- Participation: Approx. 75 survey responses + in-person input + written feedback
- Strong response across residents and park users

How the Neighbourhood Uses Parks

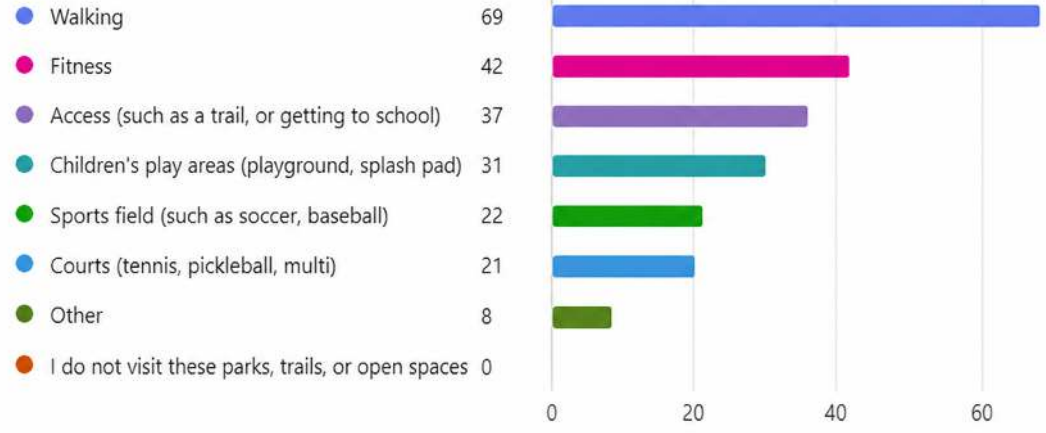
Park Visit Frequency



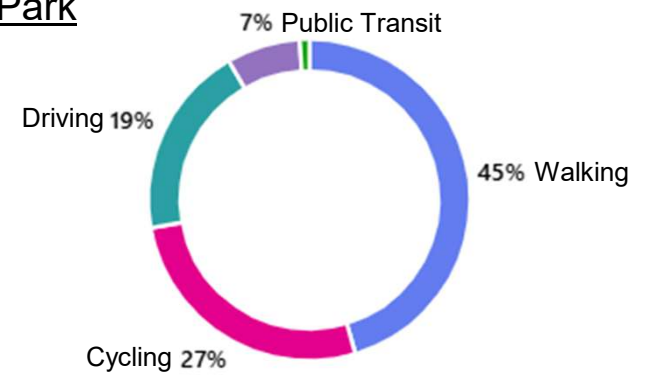
Proximity to Park



Reasons to Visit Parks & Open Spaces



Access to Park

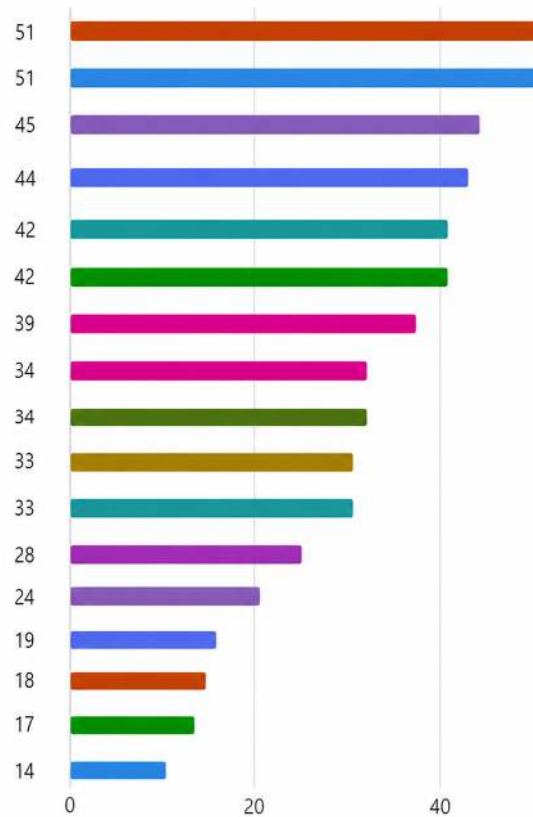


Understanding how people use the park helps shape a design that fits our neighbourhood

What the Neighbourhood Wants in the Park

Desired Park Amenities

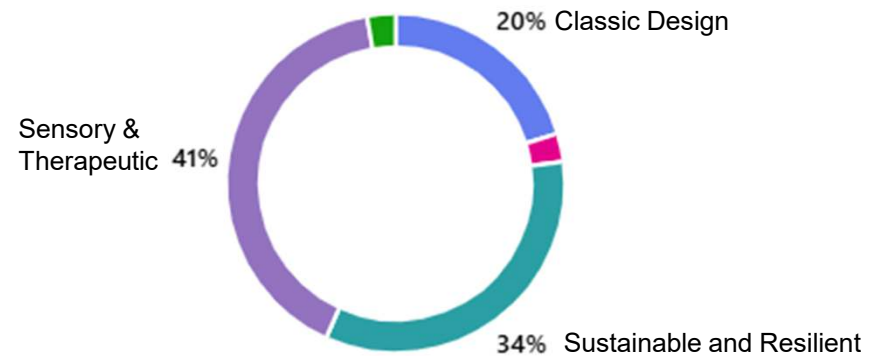
- Shade structures
- Seating areas
- Walking loop or internal pathways
- Naturalized Planting (non-invasive plant species that are self-sustaining and...)
- Nature-based play features
- Open lawn for general use
- Pollinator habitats
- Children's playground (for ages 5-12)
- Picnic tables
- Ornamental/horticultural gardens
- Public Art
- Outdoor fitness equipment
- Small gathering space or plaza
- Children's playground (for ages 2-5)
- Other
- Small-scale sport feature (such as half-court basketball)
- Street Parking



Other Park Amenities



Preferred Park Character



Key Themes

COMFORT



WALKABILITY



NATURE



PLAY

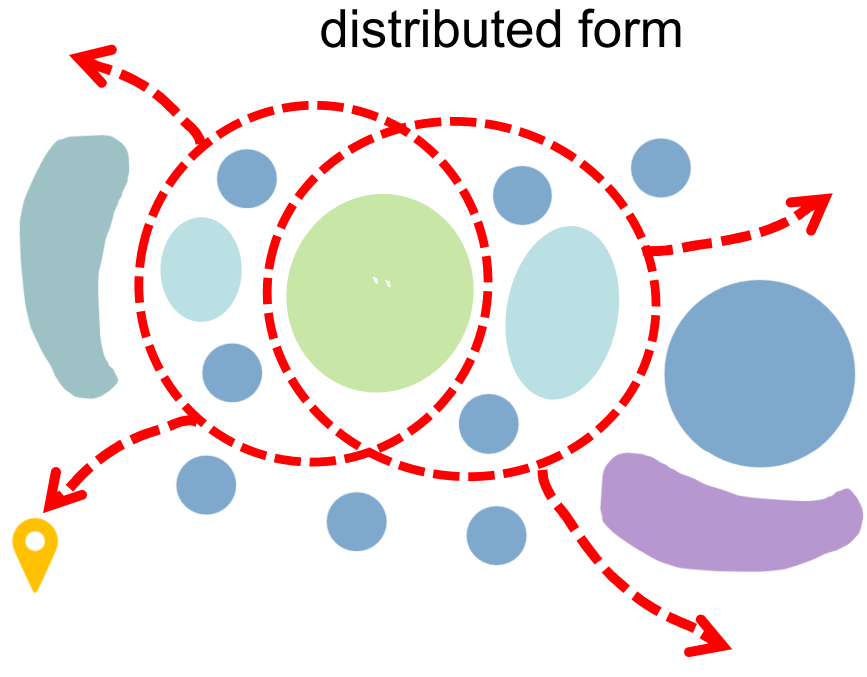
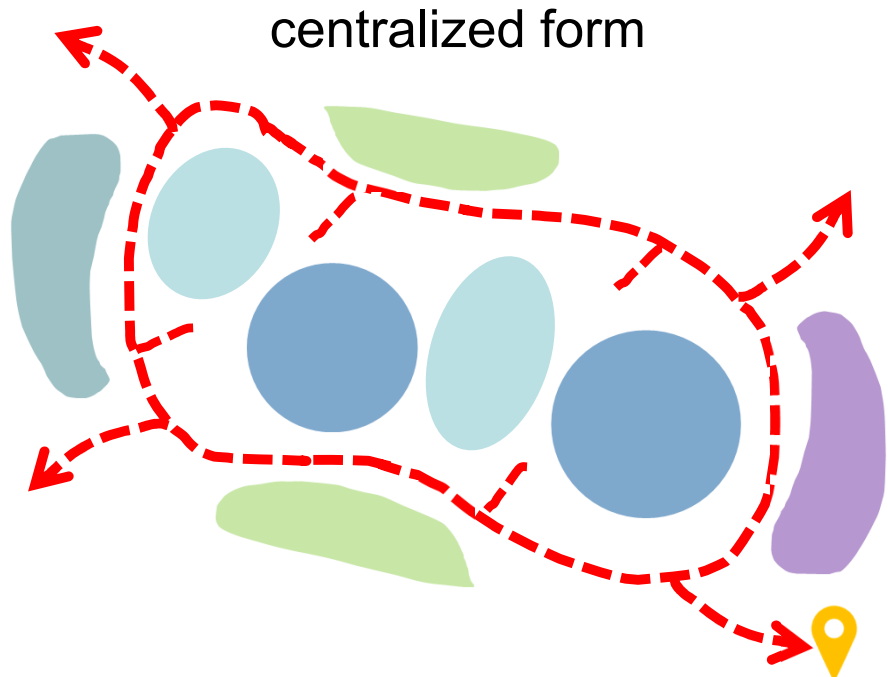


NEIGHBOURHOOD



Riverstone Park Concept Development

Concept Development – Spatial Framework



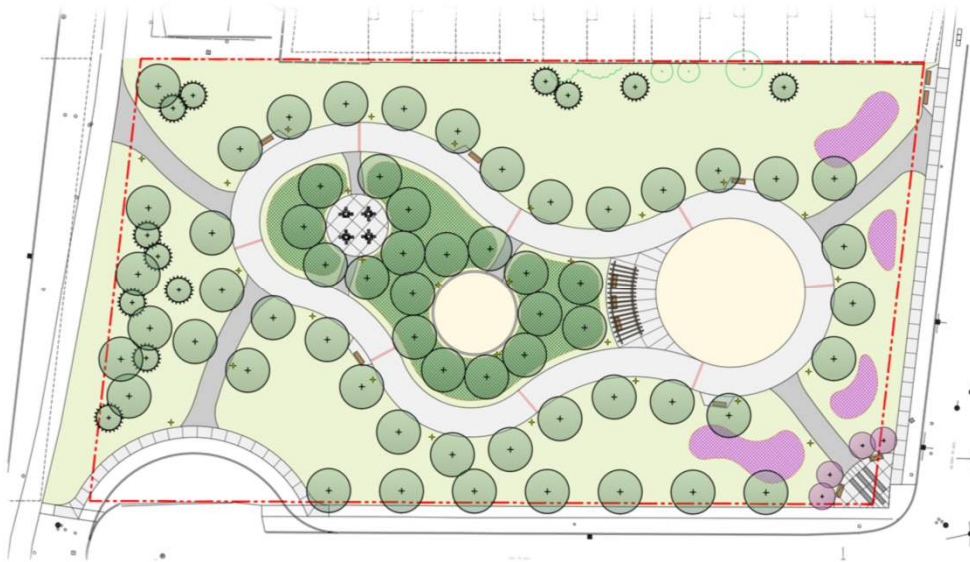
Gateway Circulation Active Node Social Node Open Lawn Buffer Planting Feature Planting

Concept Development – Options Overview

Concept 1

Sensory and Social Landscape

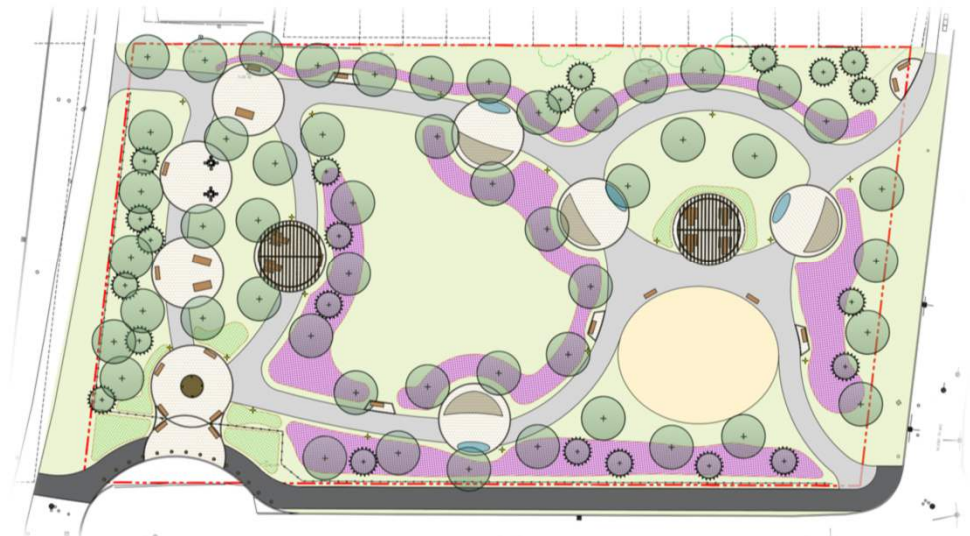
“Heart in the Park”



Concept 2

Ecological and Systems Landscape

“Nature in Motion”



Concept 1 – Social and Sensory Landscape



Concept 1 – Social and Sensory Landscape 'Comfort'



Concept 1 – Social and Sensory Landscape 'Walkability'



Concept 1 – Social and Sensory Landscape 'Nature'



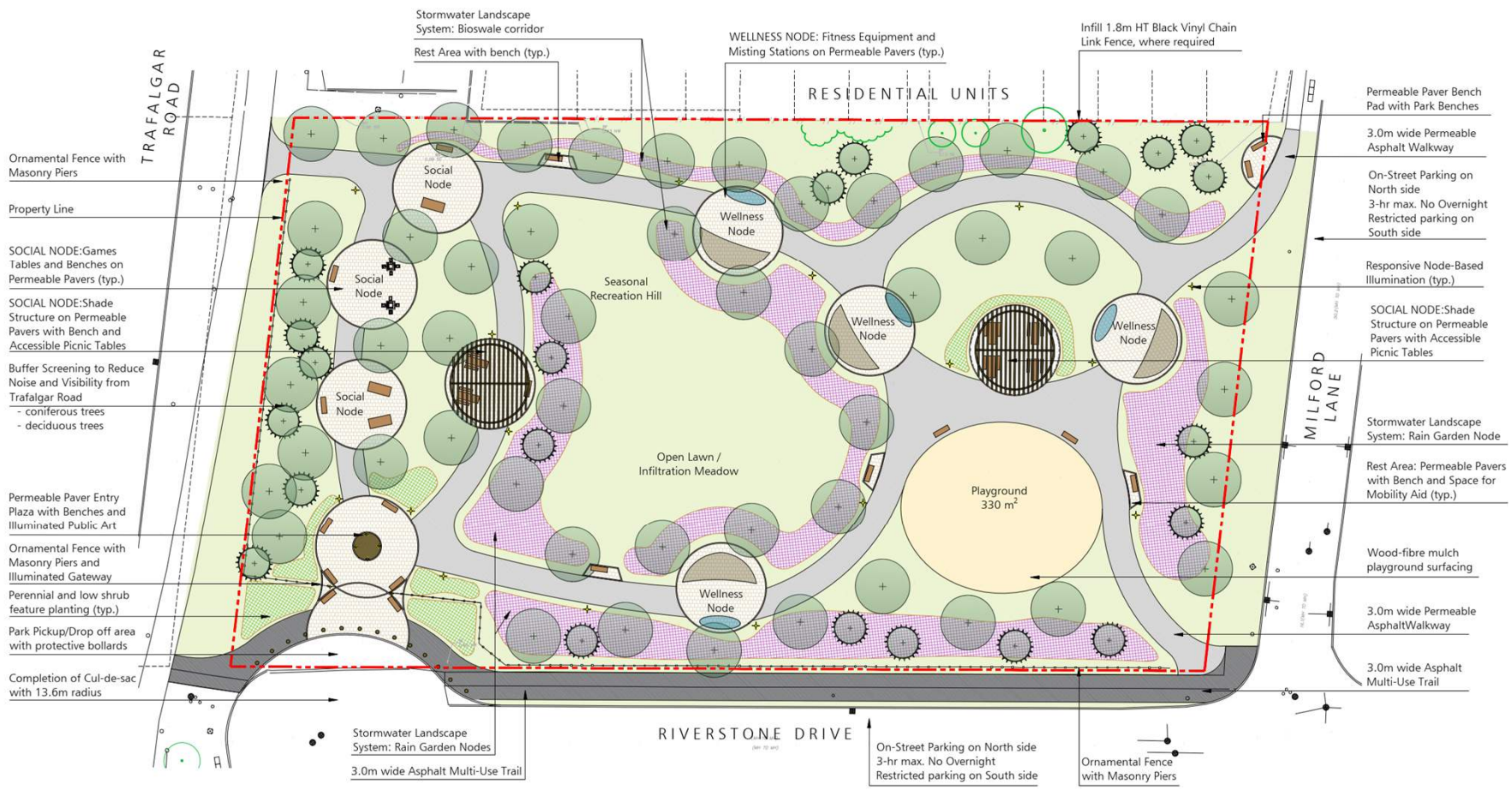
Concept 1 – Social and Sensory Landscape Play



Concept 1 – Social and Sensory Landscape 'Neighbourhood'



Concept 2 – Ecological and Systems Landscape



Concept 2 – Ecological and Systems Landscape 'Comfort'



Concept 2 – Ecological and Systems Landscape 'Walkability'



Concept 2 – Ecological and Systems Landscape 'Nature'



Concept 2 – Ecological and Systems Landscape 'Play'



Concept 2 – Ecological and Systems Landscape 'Neighbourhood'

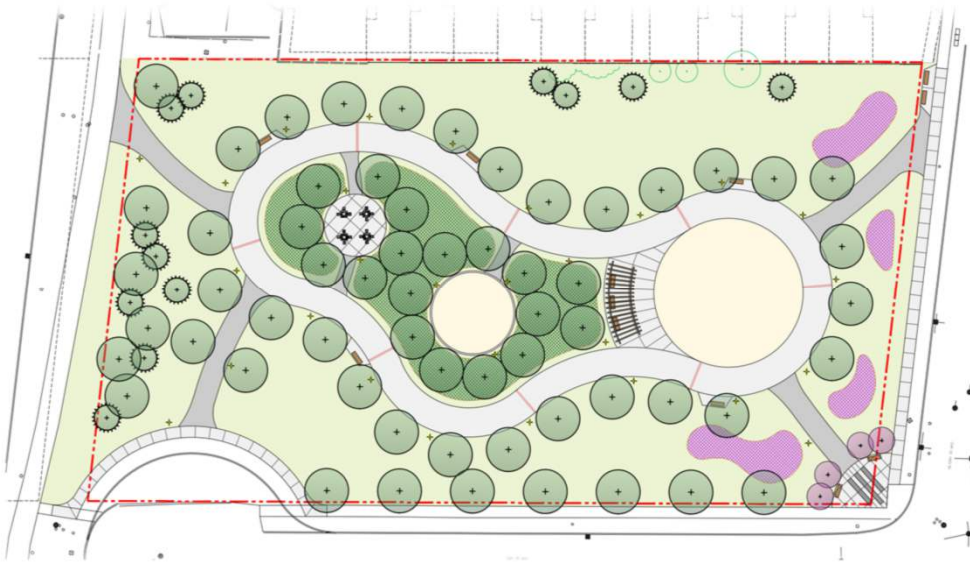


Concept Development – Options Overview

Concept 1

Sensory and Social Landscape

“Heart in the Park”








Concept 2

Ecological and Systems Landscape

“Nature in Motion”



Concepts Comparison

Community Themes	CONCEPT 1 SENSORY and SOCIAL LANDSCAPE	CONCEPT 2 ECOLOGICAL and SYSTEMS LANDSCAPE
 <p>COMFORT</p>	<p>Shaded gathering areas, seating, and sensory-rich spaces for everyday comfort</p>	<p>Climate-responsive design (shade, wind, and microclimate strategies) for year-round comfort</p>
 <p>WALKABILITY</p>	<p>Short, accessible paths centred around a primary hub</p>	<p>Continuous loop pathways supporting longer, uninterrupted movement and exploration</p>
 <p>NATURE</p>	<p>Curated planting, seasonal interest, and immersive garden-like spaces</p>	<p>Native plantings, habitat creation, and ecological systems integration</p>
 <p>PLAY</p>	<p>Centralized, visible play and social spaces for all ages</p>	<p>Distributed program elements integrated along movement routes</p>
 <p>NEIGHBOURHOOD</p>	<p>Defined transition from active core to quieter park edges</p>	<p>Evenly distributed activity maintaining a consistent calm park experience</p>

Next Steps

- 1. Public to provide feedback (May 22 to 29, 2026)**
- 2. Development and Public Presentation of Preferred Conceptual Design (Summer 2026)**
- 3. Project updates provided on the Riverstone Park project webpage at oakville.ca**

Discussion