



TREE PROTECTION PLAN NOTES
Prior to site disturbance the owner must confirm that no migratory birds are making use of the site for nesting. The owner must ensure that the works are in conformance with the Migratory Bird Convention Act and that no migratory bird nests will be impacted by the proposed work. It is the applicants' responsibility to discuss potential tree injury of trees on shared property lines with their neighbours. Should such trees be injured to the point of instability or death the applicant may be held responsible for removal and such issues would be dealt with in civil court or through negotiation. The applicant would be required to replace such trees to the satisfaction of the Town of Oakville.


TREE PROTECTION ZONE: No construction activity including grade changes, surface treatments or excavations of any kind is permitted within the area identified on the Tree Protection Plan or Site Plan as a Tree Protection Zone (TPZ). No root cutting is permitted. No storage of materials or fill is permitted within the TPZ. No movement or storage of vehicles or equipment is permitted within the TPZ. Grade changes are not permitted within established TPZ. The area(s) identified as a TPZ must remain undisturbed at all times.

TREE PROTECTION BARRIERS:
For City-owned Trees:
Tree protection barriers for trees situated on the City road allowance where visibility must be maintained, can be 1.2m (4ft) high and consist of chain link, or orange plastic web snow fencing on a 2" x 4" wood frame. All supports and bracing used to secure the barrier should be located outside the TPZ. All supports and bracing should minimize damage to roots outside the TPZ. Where some fill or excavate has to be temporarily located near a tree protection barrier, plywood must be used to ensure no material enters the TPZ. If the TPZ needs to be reduced to facilitate construction access, the tree protection barrier must be maintained at a lesser distance and the exposed TPZ protected with plywood and wood chips. This must first be approved by the Town of Oakville.

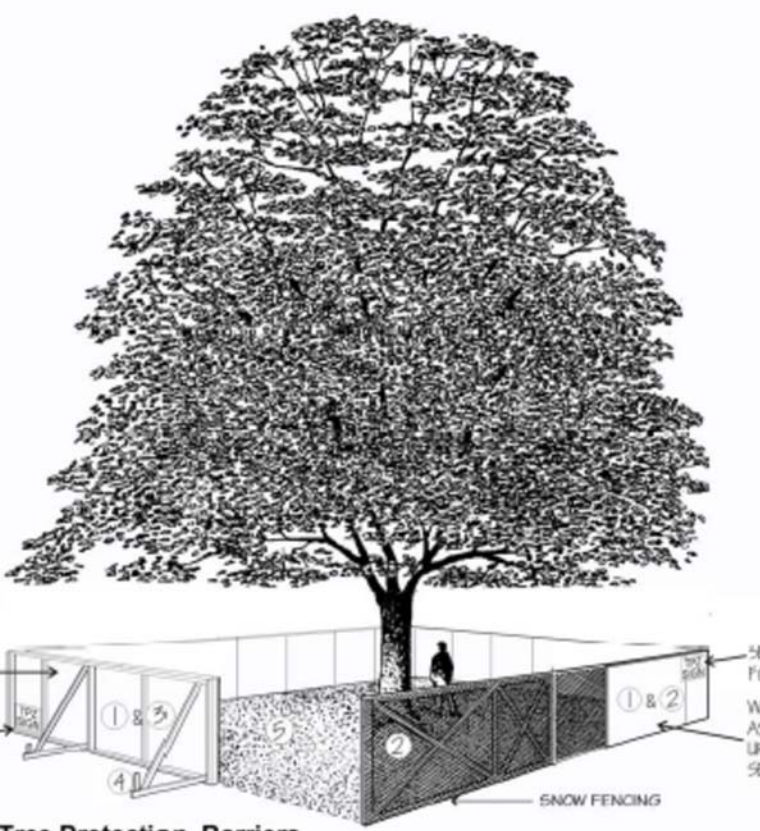
For trees on private property situated on or adjacent to construction sites:
Tree protection barriers must be installed around trees to be protected using plywood clad hoarding or an equivalent approved by the Town of Oakville. All supports and bracing to safely secure the barrier should be outside the TPZ. All such supports and bracing should minimize damage to roots outside the TPZ.

General Note:
Prior to the commencement of any site activity the tree protection barriers specified on this plan must be installed and written notice provided to the Town of Oakville. Established tree protection zones must not be used as construction access, storage or staging areas. The tree protection barriers must remain in effective condition until all site activities including landscaping are complete. Written notice must be provided to the Town of Oakville prior to the removal of the tree protection barriers.

ARBORICULTURAL WORK:
Any roots or branches which extend beyond the TPZ indicated on this plan which require pruning, must be pruned by a qualified Arborist or other tree professional as approved by the Town of Oakville. All pruning of tree roots and branches must be in accordance with good arboricultural standards. Roots located outside the TPZ that have received approval from the Town of Oakville to be pruned must first be exposed by hand digging or by using a low pressure hydro vac method. This will allow a proper pruning cut and minimize tearing of the roots. The Arborist/tree professional retained to carry out crown or root pruning must contact the Town of Oakville no less than 48 hours prior to conducting any specified work.



SCHEDULE 1
TREE PROTECTION BARRIER



Tree Protection Barriers

- Tree protection barriers must be 1.2m (4ft) high, waferboard hoarding or an equivalent approved by Urban Forestry Services.
- Tree protection barriers for trees situated on the Town road allowance where visibility must be maintained can be 1.2m (4ft) high and consist of plastic web snow fencing on a wood frame made of 2" x 4".
- Where some excavate or fill has to be temporarily located near a tree protection barrier, plywood must be used to ensure no material enters the Tree Protection Zone.
- All supports and bracing should be outside the Tree Protection Zone. All such supports should minimize damaging roots outside the Tree Protection Barrier.
- No construction activity, grade changes, surface treatment or excavations of any kind is permitted within the Tree Protection Zone.

Tree Protection Zone

No grade change, storage of materials or equipment is permitted within this area. This tree protection barrier must not be removed without the written authorization of the Town of Oakville. Report any contraventions to
Contact Name _____ Tel No. _____
Unauthorized removal of the tree protection barrier or other contraventions may result in prosecution.

LEGEND

Tree Inventory
Refer to Table 1 of the report dated 10 December 2024; revised 10 June 2025 and 25 September 2025 for the complete tree inventory information. Trees measuring 10cm DBH and greater on and within six metres of the subject property and trees of all sizes within the road right-of-way were included in the inventory.


Tree Removals
The removal of 71 trees and three polygons will be required to accommodate the proposed works, as indicated with RED labels.

Tree Preservation
The preservation of the remaining trees will be possible with the use of appropriate tree protection measures. Trees identified for preservation are indicated with GREEN labels. Refer to Tree Protection Plan Notes for preservation details.

Tree Label (GREEN), Preservation Recommended	X
Tree Label (RED), Removal Required	X
Tree Label (ORANGE), Removal Recommended Due To Poor Condition	X
Tree Label (BLUE), Removal Required if Maintenance Platform is required	X
Tree Located by KFCI	o
Dripline of individual trees; used for canopy loss calculation (solid GREEN circle)	o
Minimum Tree Protection Zone (mTPZ) of Tree Identified for Preservation (solid MAGENTA circle)	o
Location of Required Heavy-Duty Tree Preservation Fencing (thick solid MAGENTA)	—
Surveyed dripline of woodland	—
Ten metre buffer from woodland dripline	—
Property Boundary	—

No.	Issue/Revisions	Date	By
1	Report Submission	10 Dec. '24	NB
2	Report and Figure Revisions	10 June '25	NB
3	Report and Figure Revisions	25 Sept. '25	NB
4	Report and Figure Revisions	7 Nov. '25	NB

Base Data: R-pe Surveying Ltd (topo)



KUNTZ FORESTRY CONSULTING Inc.

146 Lakeshore Road West
PO Box 1267 Lakeshore W PO
Oakville ON L6K 0B3
t: 289.837.1871
e: consult@kuntzforestry.ca
web: www.kuntzforestry.ca

Client
Argo Lions Valley Limited
4900 Palladium Way, Suite 105
Burlington ON L7M 0W7

Property
1303 Dundas Street West
Oakville, Ontario

Tree Inventory and Preservation Plan

Project	P4354	Figure
Date	10 December 2024	1a
Scale	1:500	

Tree Protection Zone

No grade change, storage of materials or equipment is permitted within this area.
This tree protection barrier must not be removed without the written authorization of the Town of Oakville.
Report any contraventions to
Contact Name _____ Tel No. _____
Unauthorized removal of the tree protection barrier or other contraventions may result in prosecution.

TREE PROTECTION PLAN NOTES

Prior to site disturbance the owner must confirm that no migratory birds are making use of the site for nesting. The owner must ensure that the works are in conformance with the Migratory Bird Convention Act and that no migratory bird nests will be impacted by the proposed work. It is the applicants' responsibility to discuss potential tree injury of trees on shared property lines with their neighbours. Should such trees be injured to the point of instability or death the applicant may be held responsible for removal and such issues would be dealt with in civil court or through negotiation. The applicant would be required to replace such trees to the satisfaction of the Town of Oakville.

TREE PROTECTION ZONE: No construction activity including grade changes, surface treatments or excavations of any kind is permitted within the area identified on the Tree Protection Plan or Site Plan as a Tree Protection Zone (TPZ). No root cutting is permitted. No storage of materials or fill is permitted within the TPZ. No movement or storage of vehicles or equipment is permitted within the TPZ. Grade changes are not permitted within established TPZ. The area(s) identified as a TPZ must remain undisturbed at all times.


TREE PROTECTION BARRIERS:

For City-owned Trees:
Tree protection barriers for trees situated on the City road allowance where visibility must be maintained, can be 1.2m (4ft.) high and consist of chain link, or orange plastic web snow fencing on a 2" x 4" wood frame. All supports and bracing used to secure the barrier should be located outside the TPZ. All supports and bracing should minimize damage to roots outside the TPZ. Where some fill or excavate has to be temporarily located near a tree protection barrier, plywood must be used to ensure no material enters the TPZ. If the TPZ needs to be reduced to facilitate construction access, the tree protection barrier must be maintained at a lesser distance and the exposed TPZ protected with plywood and wood chips. This must first be approved by the Town of Oakville.

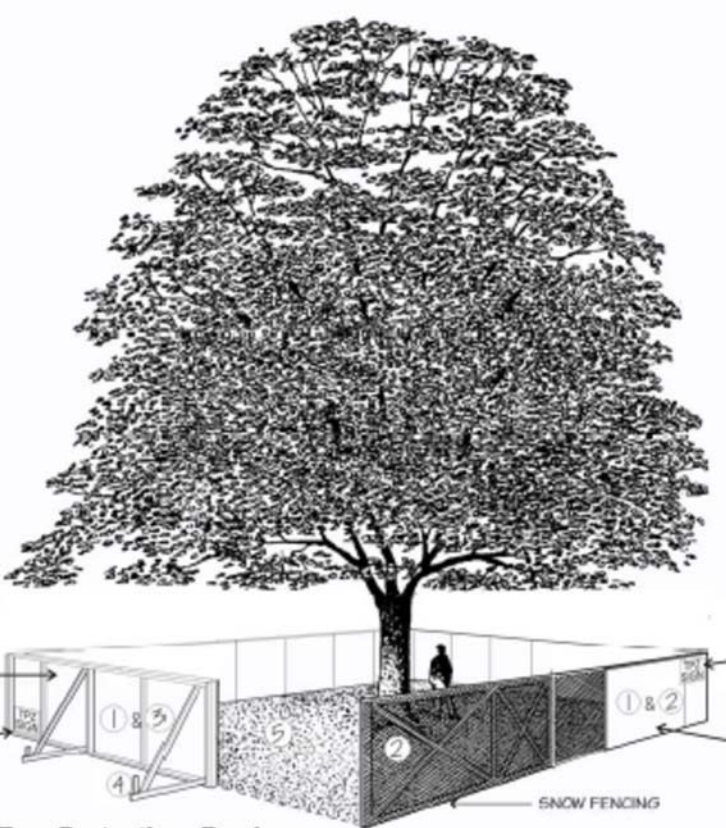
For trees on private property situated on or adjacent to construction sites:
Tree protection barriers must be installed around trees to be protected using plywood clad hoarding or an equivalent approved by the Town of Oakville. All supports and bracing to safely secure the barrier should be outside the TPZ. All such supports and bracing should minimize damage to roots outside the TPZ.

General Note:
Prior to the commencement of any site activity the tree protection barriers specified on this plan must be installed and written notice provided to the Town of Oakville. Established tree protection zones must not be used as construction access, storage or staging areas. The tree protection barriers must remain in effective condition until all site activities including landscaping are complete. Written notice must be provided to the Town of Oakville prior to the removal of the tree protection barriers.

ARBORICULTURAL WORK:
Any roots or branches which extend beyond the TPZ indicated on this plan which require pruning, must be pruned by a qualified Arborist or other tree professional as approved by the Town of Oakville. All pruning of tree roots and branches must be in accordance with good arboricultural standards. Roots located outside the TPZ that have received approval from the Town of Oakville to be pruned must first be exposed by hand digging or by using a low pressure hydro vac method. This will allow a proper pruning cut and minimize tearing of the roots. The Arborist/tree professional retained to carry out crown or root pruning must contact the Town of Oakville no less than 48 hours prior to conducting any specified work.

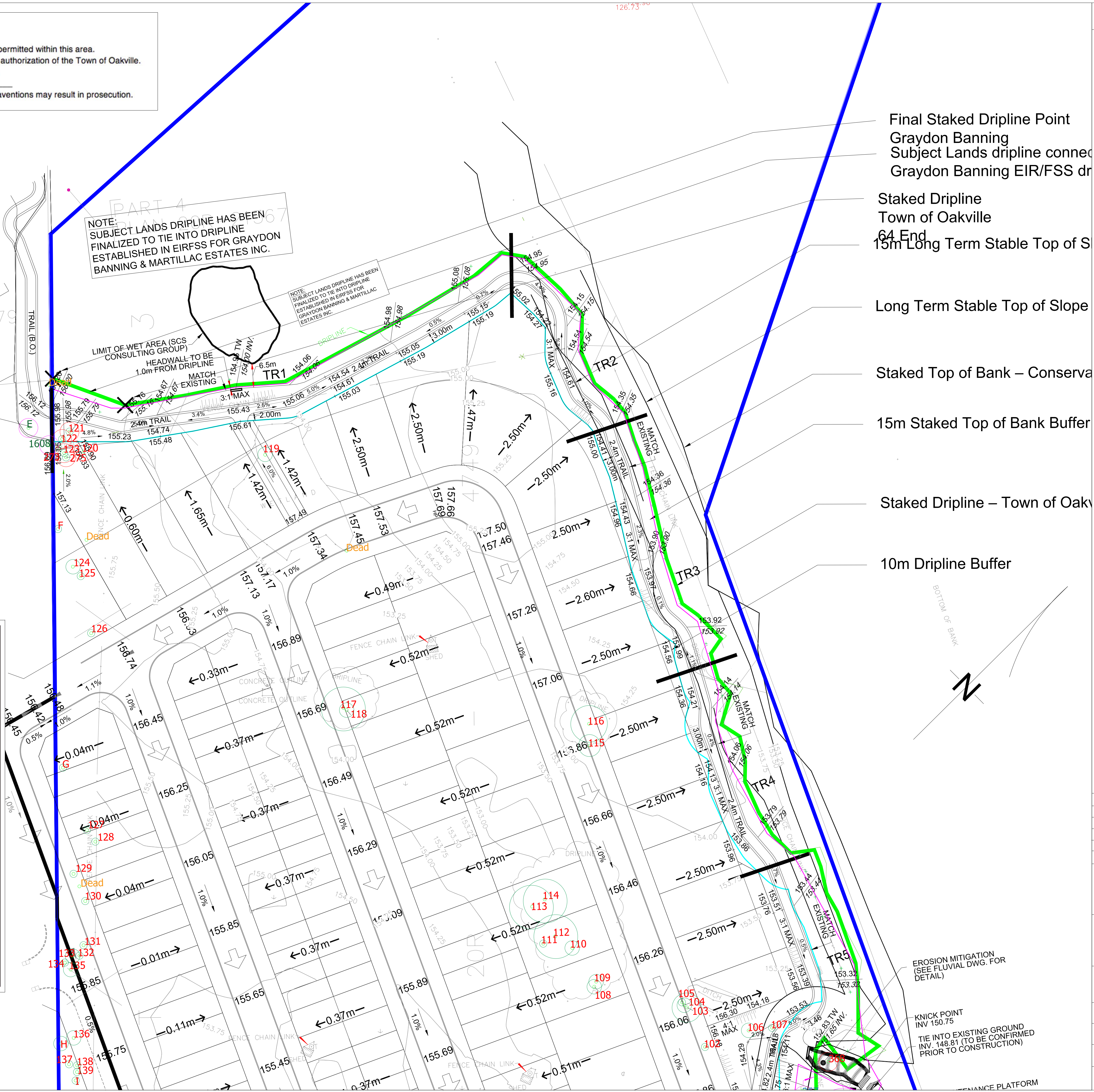


SCHEDULE 1
TREE PROTECTION BARRIER



Tree Protection Barriers

- Tree protection barriers must be 1.2m (4ft.) high, waterboard hoarding or an equivalent approved by Urban Forestry Services.
- Tree protection barriers for trees situated on the Town road allowance where visibility must be maintained can be 1.2m (4ft.) high and consist of plastic web snow fencing on a wood frame made of 2" x 4"s.
- Where some excavate or fill has to be temporarily located near a tree protection barrier, plywood must be used to ensure no material enters the Tree Protection Zone.
- All supports and bracing should be outside the Tree Protection Zone. All such supports should minimize damaging roots outside the Tree Protection Barrier.
- No construction activity, grade changes, surface treatment or excavations of any kind is permitted within the Tree Protection Zone.



LEGEND

Tree Inventory
Refer to Table 1 of the report dated 10 December 2024; revised 10 June 2025 and 25 September 2025 for the complete tree inventory information. Trees measuring 10cm DBH and greater on and within six metres of the subject property and trees of all sizes within the road right-of-way were included in the inventory.

Tree Removals
The removal of 71 trees and three polygons will be required to accommodate the proposed works, as indicated with RED labels.

Tree Preservation
The preservation of the remaining trees will be possible with the use of appropriate tree protection measures. Trees identified for preservation are indicated with GREEN labels. Refer to Tree Protection Plan Notes for preservation details.

Tree Label (GREEN), Preservation Recommended	X
Tree Label (RED), Removal Required	X
Tree Label (ORANGE), Removal Recommended Due To Poor Condition	X
Tree Label (BLUE), Removal Required if Maintenance Platform is required	X
Tree Located by KFCI	o
Dripline of individual trees; used for canopy loss calculation (solid GREEN circle)	o
Minimum Tree Protection Zone (mTPZ) of Tree Identified for Preservation (solid MAGENTA circle)	o
Location of Required Heavy-Duty Tree Preservation Fencing (thick solid MAGENTA)	—
Surveyed dripline of woodland	—
Ten metre buffer from woodland dripline	—
Property Boundary	—

No.	Issue/Revisions	Date	By
1	Report Submission	10 Dec. '24	NB
2	Report and Figure Revisions	10 June '25	NB
3	Report and Figure Revisions	25 Sept. '25	NB
4	Report and Figure Revisions	7 Nov. '25	NB

Base Data: R-pe Surveying Ltd (topo)



KUNTZ FORESTRY CONSULTING Inc.

146 Lakeshore Road West
PO Box 1267 Lakeshore W PO
Oakville ON L6K 0B3
t: 289.837.1871
e: consult@kuntzforestry.ca
web: www.kuntzforestry.ca

Client
Argo Lions Valley Limited
4900 Palladium Way, Suite 105
Burlington ON L7M 0W7

Property
1303 Dundas Street West
Oakville, Ontario

Tree Inventory and Preservation Plan

Project	P4354	Figure	1b
Date	10 December 2024		
Scale	1:500		