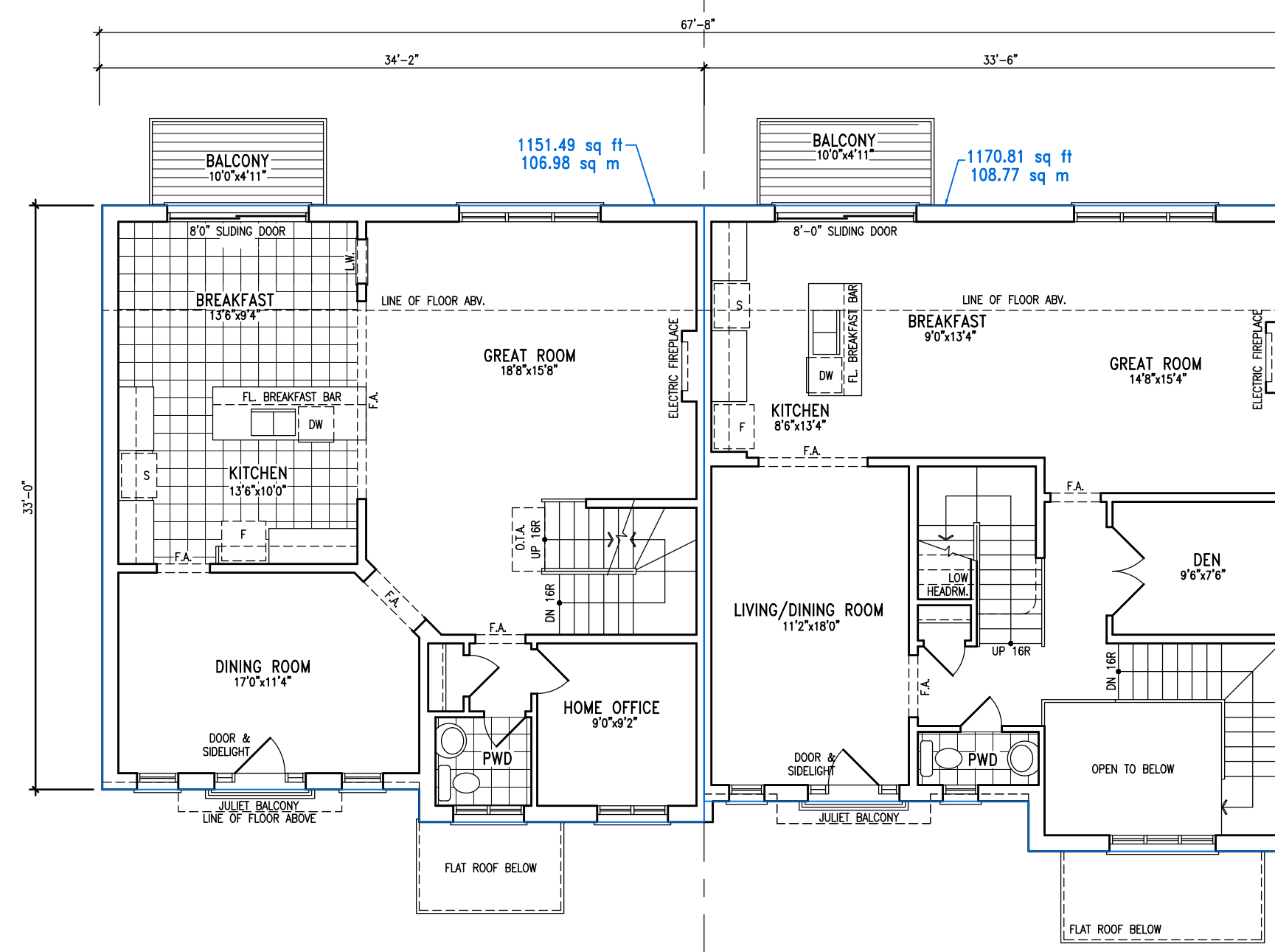


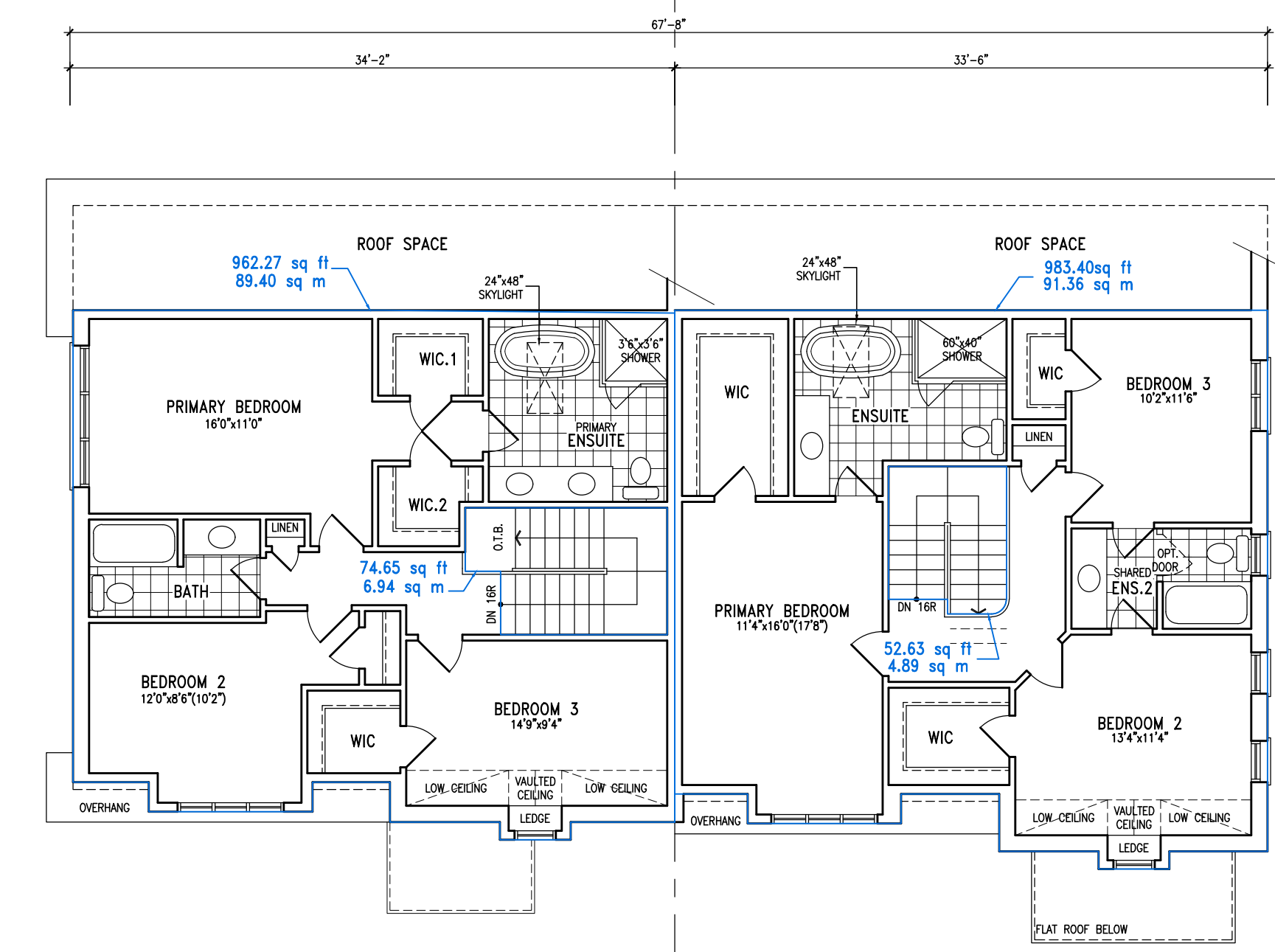
1 SD-3 ELEV. 'A' GROUND FLOOR PLAN

2 SD-4 ELEV. 'A'



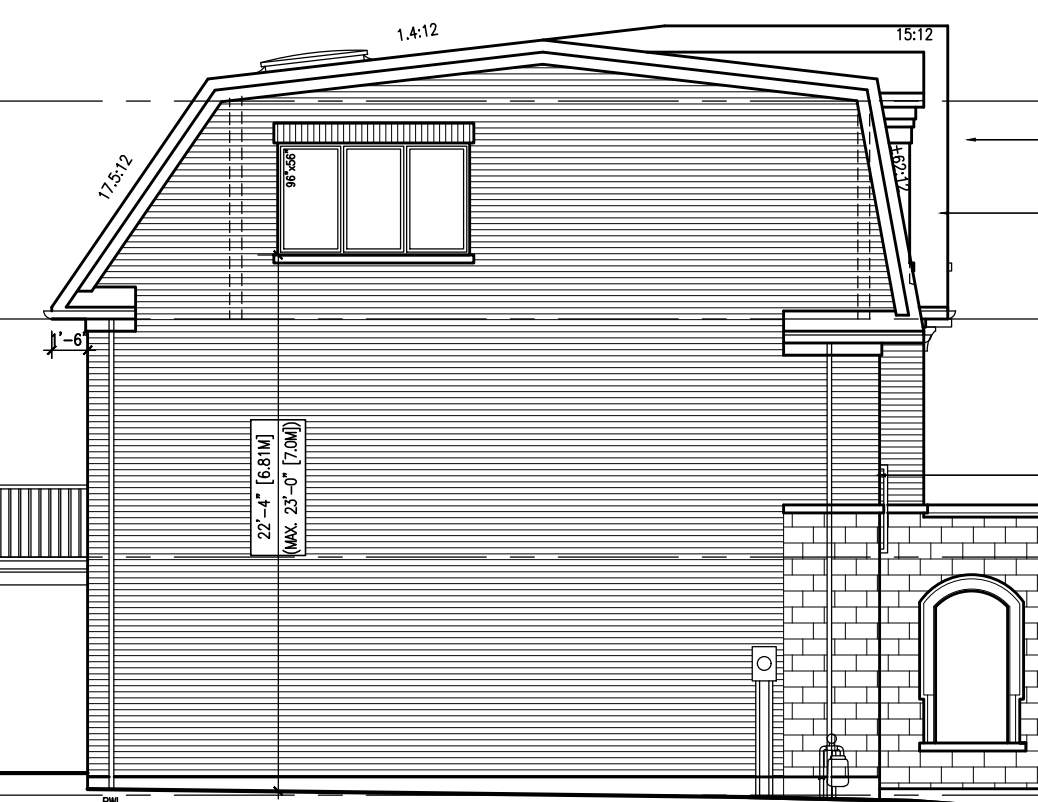
1 SD-3 ELEV. 'A' MAIN FLOOR PLAN

2 SD-4 ELEV. 'A'



1 SD-3 ELEV. 'A' UPPER FLOOR PLAN

2 SD-4 ELEV. 'A'



1 SD-3 ELEV. 'A' LEFT SIDE ELEVATION



1 SD-3 ELEV. 'A' FRONT ELEVATION

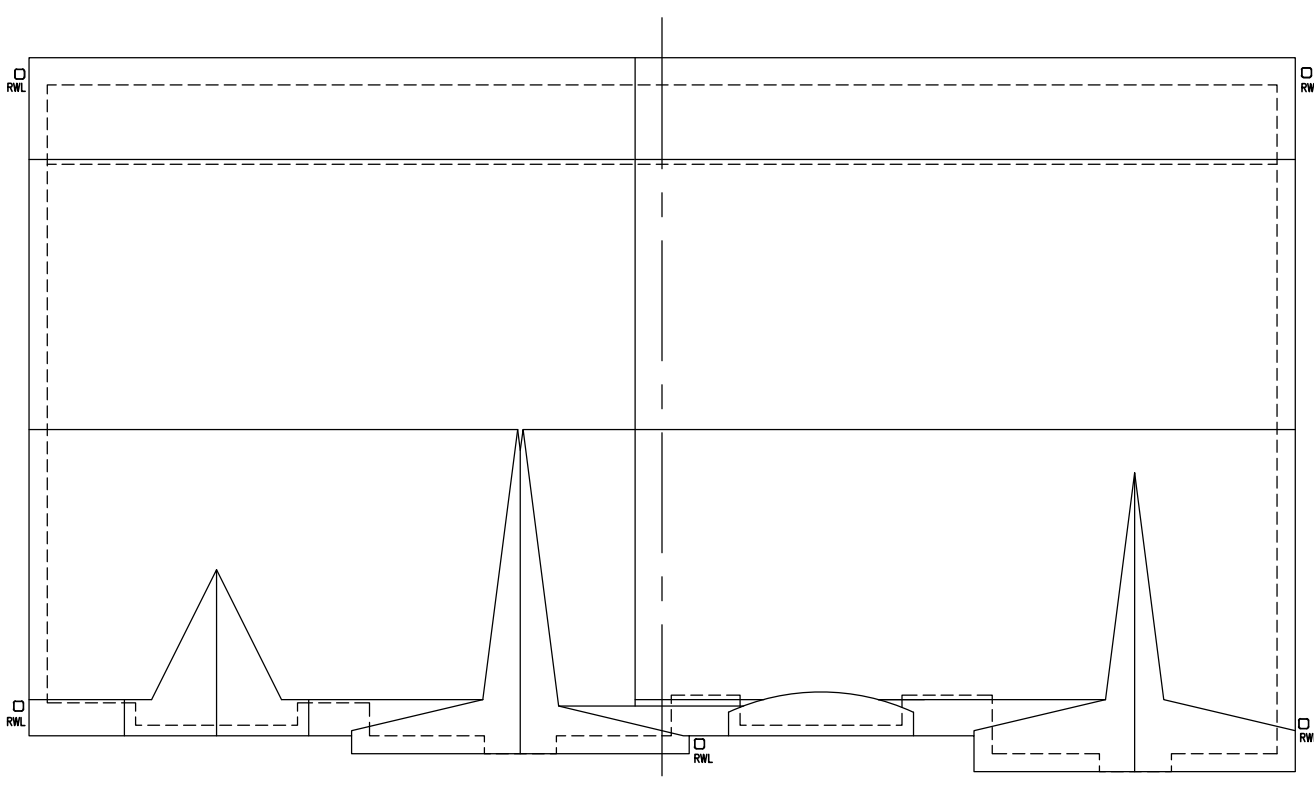
2 SD-4 ELEV. 'A'



2 SD-4 ELEV. 'A' RIGHT SIDE ELEVATION

STATISTICS:

LOT 1: SD-3 'A' - GFA = 250.03 m ²	COVERAGE = 112.00 m ²
LOT 2: SD-4 'A' - GFA = 258.00 m ²	COVERAGE = 115.00 m ²



1 SD-3 ELEV. 'A' ROOF PLAN N.T.S.

2 SD-4 ELEV. 'A'



2 SD-4 ELEV. 'A' REAR ELEVATION

1 SD-3 ELEV. 'A'

NO.	DESCRIPTION	DATE	BY
1	ISSUED FOR SPA	22-05-27	JM
2	ISSUED FOR 3RD SPA	22-10-05	JM
3	ISSUED FOR 2ND SPA	22-10-13	SS
4	ISSUED FOR 1ST SPA	22-10-11	SS
5	ISSUED FOR SPA	22-09-23	JM
6	ISSUED FOR SPA	22-09-19	JM

VAD3 DESIGN

255 Consumers Rd
Suite 120
Toronto ON M2J 1R4
t 416.630.2255
f 416.630.4782
v3design.com

Richard Vuk *R. Vuk* 24488
VAD3 Design Inc. 42658

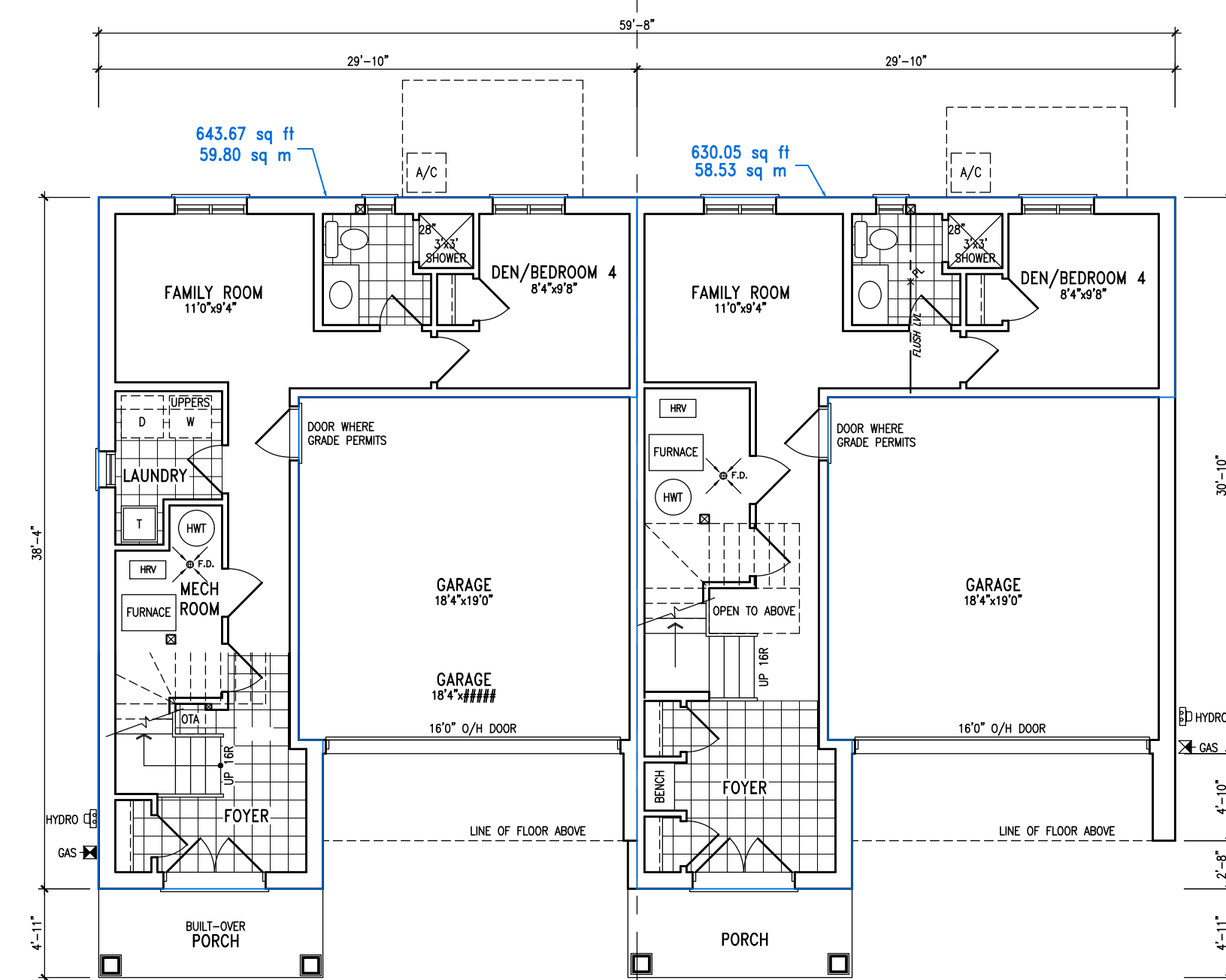
VOGUE WYCLIFFE (OAKVILLE) LIMITED

3171 LAKESHORE ROAD WEST
OAKVILLE, ONTARIO
17027

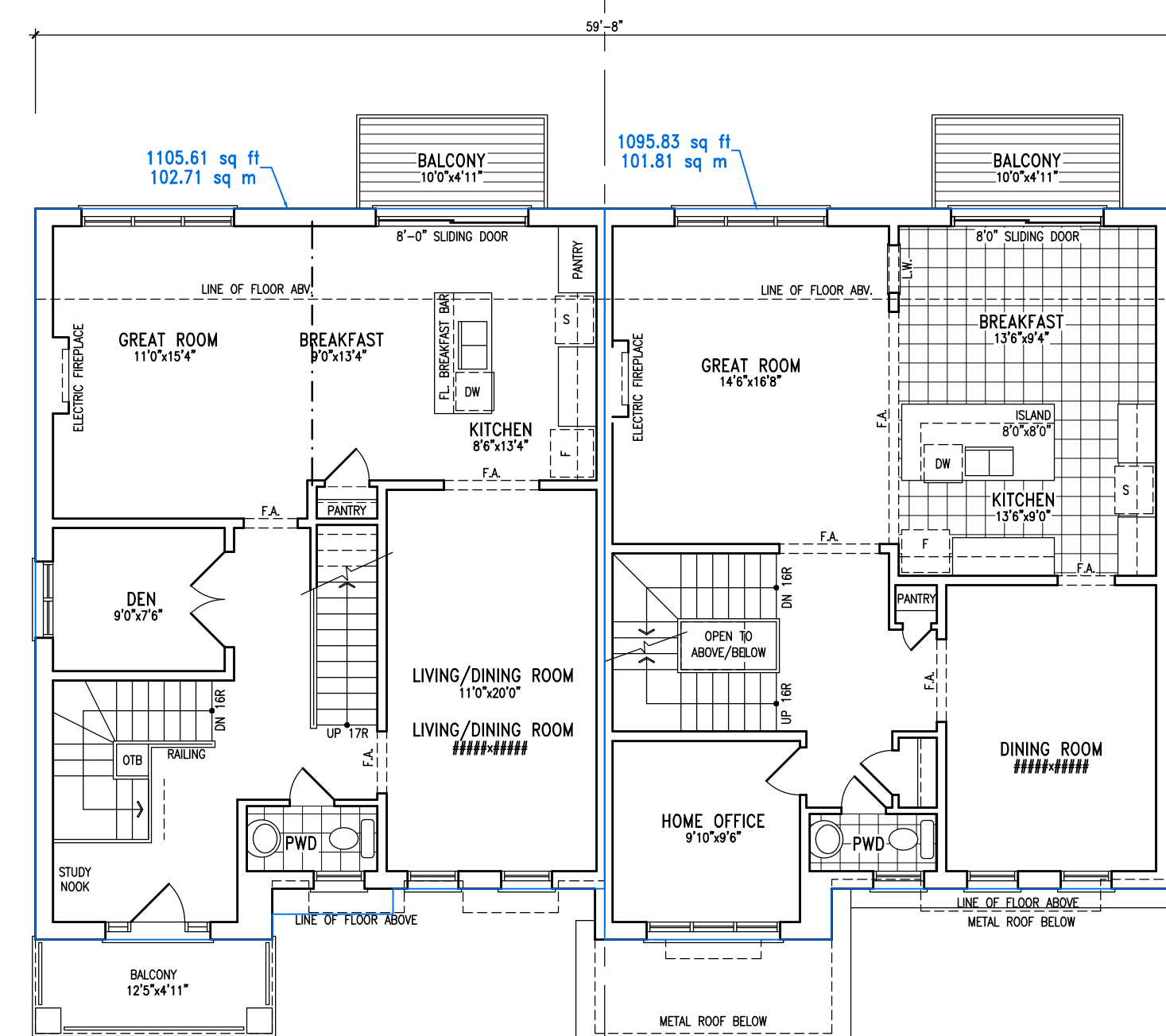
LOT1/LOT2

BLOCK ELEVATIONS
DECEMBER 2021
1/8" = 1'-0"

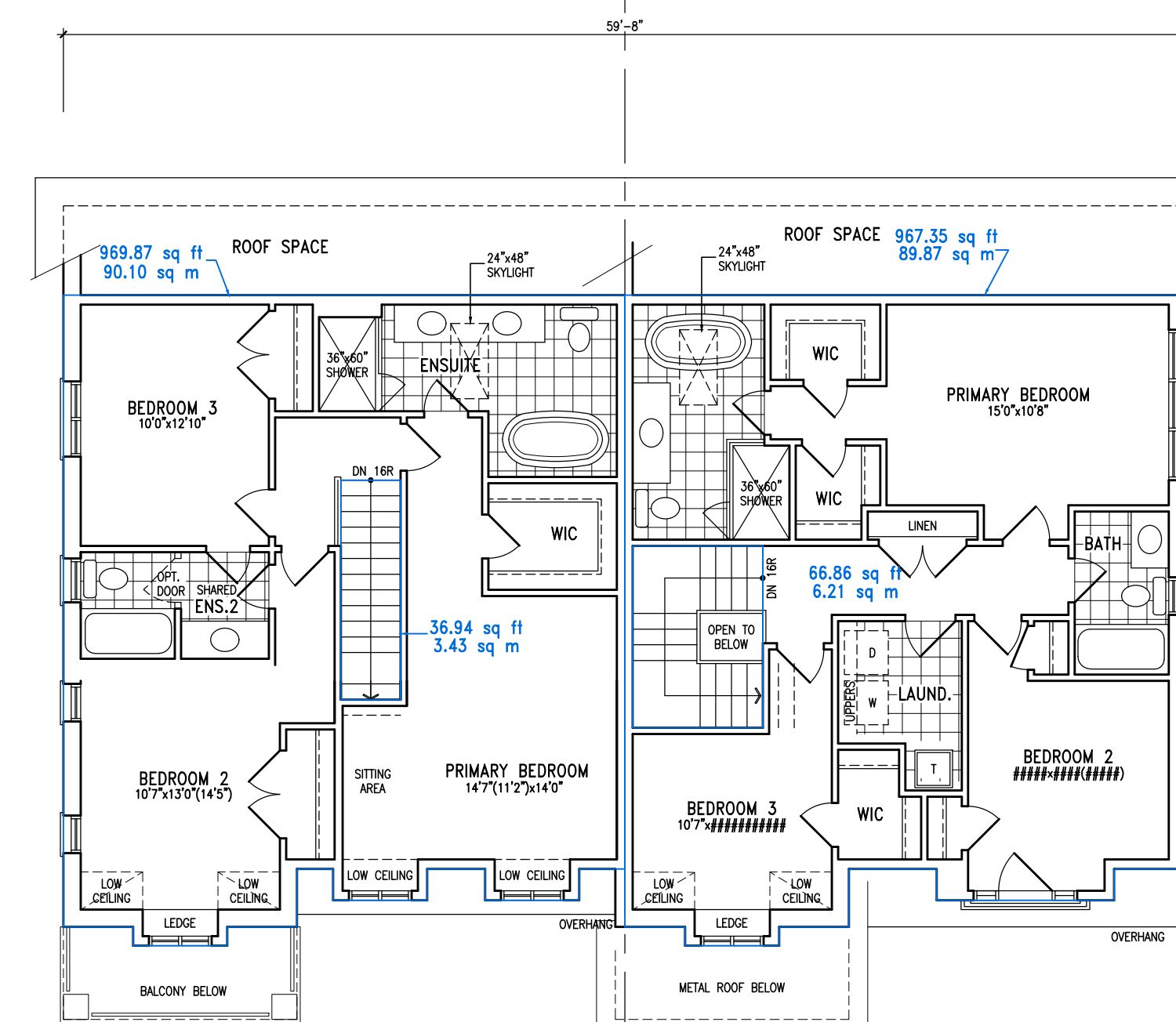
LOT 1, LOT 2



3 SD-1 ELEV. 'B'
4 SD-2 ELEV. 'B'
GROUND FLOOR PLAN



3 SD-1 ELEV. 'B'
4 SD-2 ELEV. 'B'
MAIN FLOOR PLAN



3 SD-1 ELEV. 'B'
4 SD-2 ELEV. 'B'
UPPER FLOOR PLAN



3 SD-1 ELEV. 'B'
LEFT SIDE ELEVATION



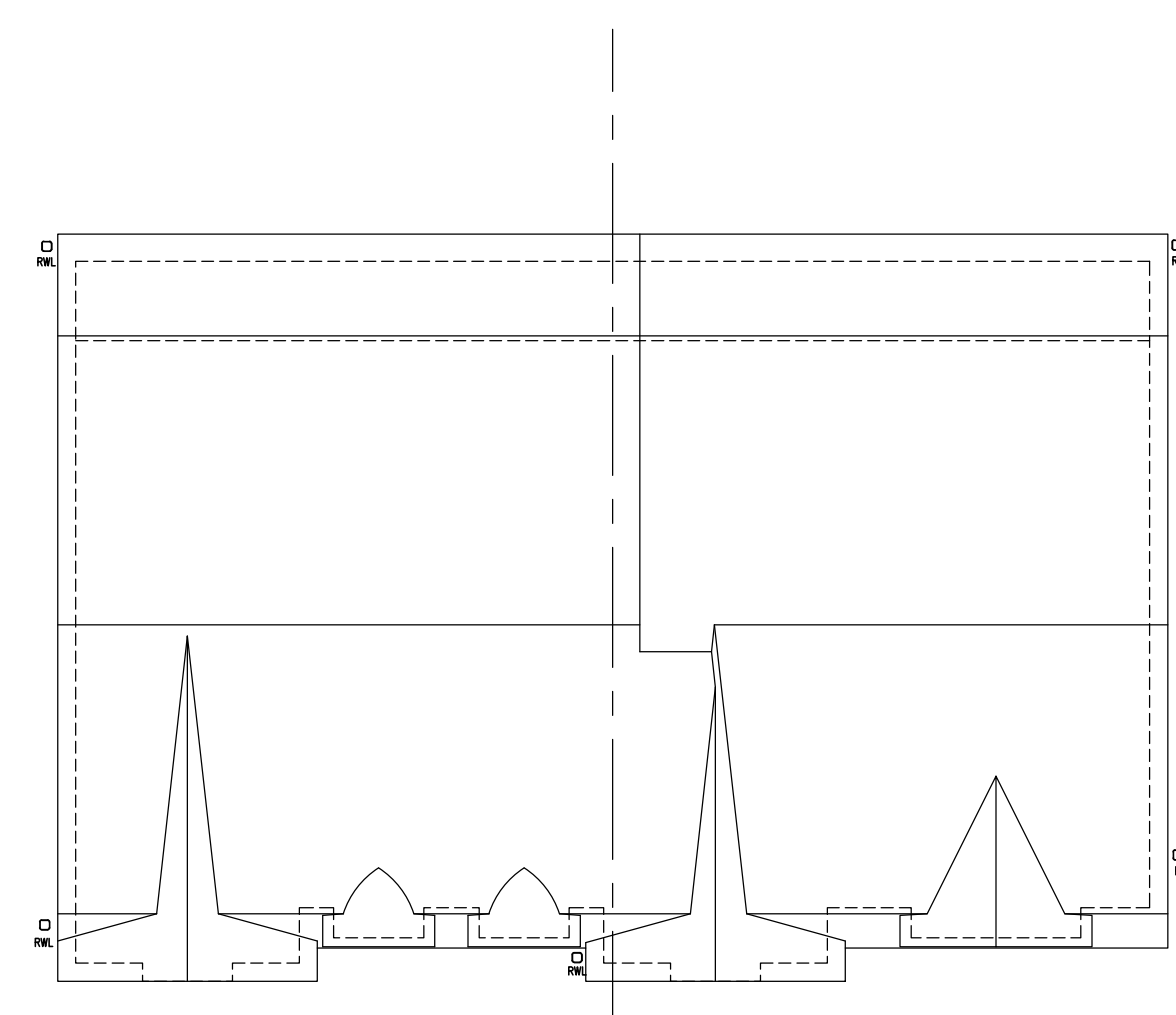
3 SD-1 ELEV. 'B'
FRONT ELEVATION



4 SD-2 ELEV. 'B'
RIGHT SIDE ELEVATION

STATISTICS:

LOT 3: SD-1 'B'	GFA = 249.18 m ²
	COVERAGE = 108.90 m ²
LOT 4: SD-2 'B'	GFA = 244.00m ²
	COVERAGE = 108.10 m ²



3 SD-1 ELEV. 'B'
4 SD-2 ELEV. 'B'
ROOF PLAN N.T.S.



4 SD-2 ELEV. 'B'
3 SD-1 ELEV. 'B'
REAR ELEVATION

10		
9		
8		
7		
6	ISSUED FOR 3RD SPA	23-06-27 JM
5	REVISED AS PER SPA COMMENTS	22-12-09 JM
4	ISSUED FOR 2ND SPA	22-10-13 SS
3	ADDED SUMP/PUMP DISCHARGE LOCATION	22-10-11 SS
2	REVISED TO SPA COMMENTS	22-09-23 JAC
1	ISSUED FOR SPA	22-09-19 JM
0	no description	date by

Contractor must verify all dimensions on the job and report any discrepancy to the Designer before proceeding with the work. All drawings and specifications are instruments of service and the property of the architect which must be returned at the completion of the work. Drawings are not to be scaled.

VAD DESIGN
255 Consumers Rd
Suite 120
Toronto ON M2J 1R4
t 416.630.2255
f 416.630.4782
va3design.com

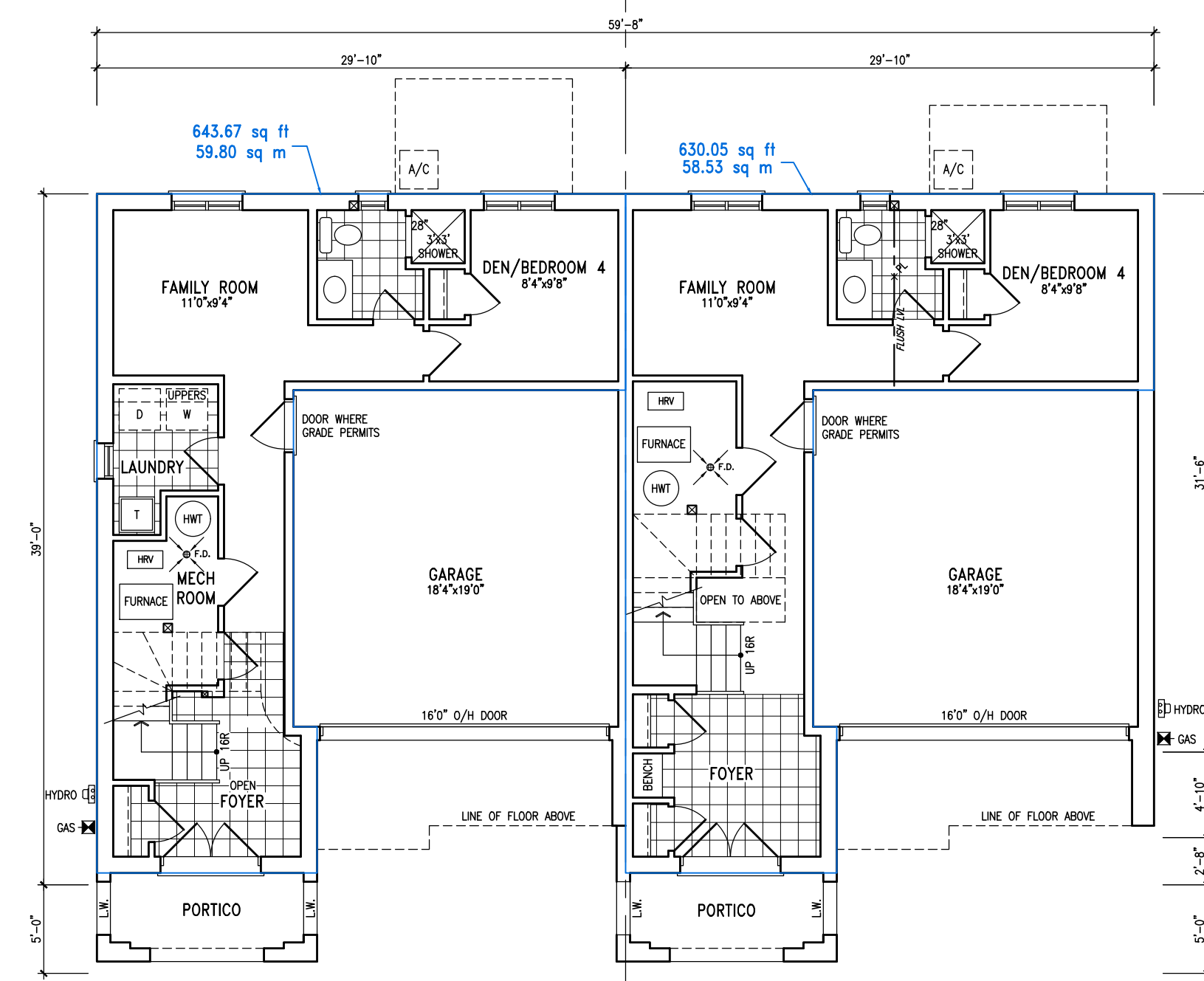
Richard Vuk
24488
VA3 Design Inc. 42658

VOGUE WYCLIFFE (OAKVILLE) LIMITED

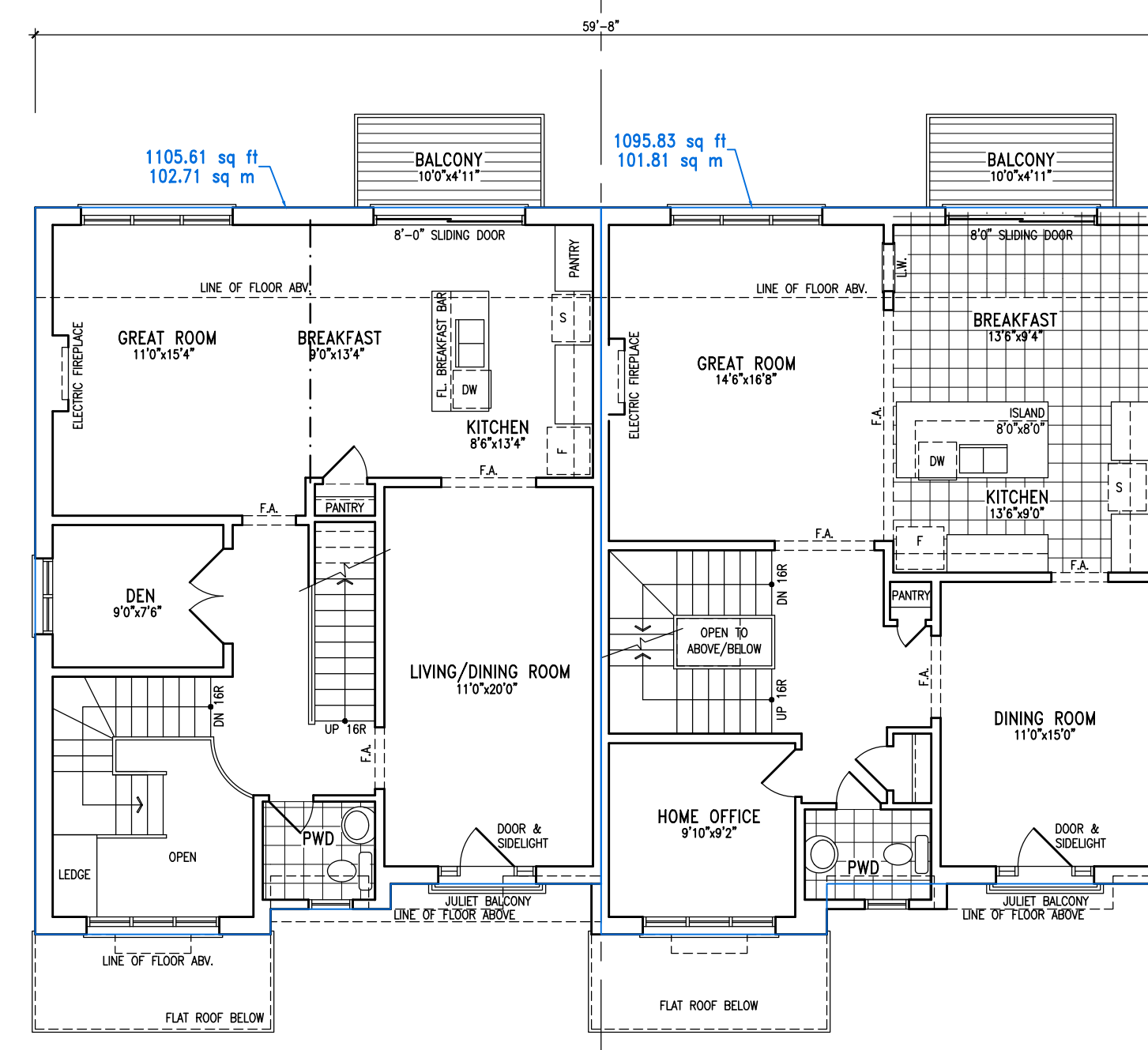
3171 LAKESHORE ROAD WEST
OAKVILLE, ONTARIO
LOT3/LOT4

DECEMBER 2021
BLOCK ELEVATIONS
1/8" = 1'-0"
17027_SPA_BLOCKS-01
A1.2

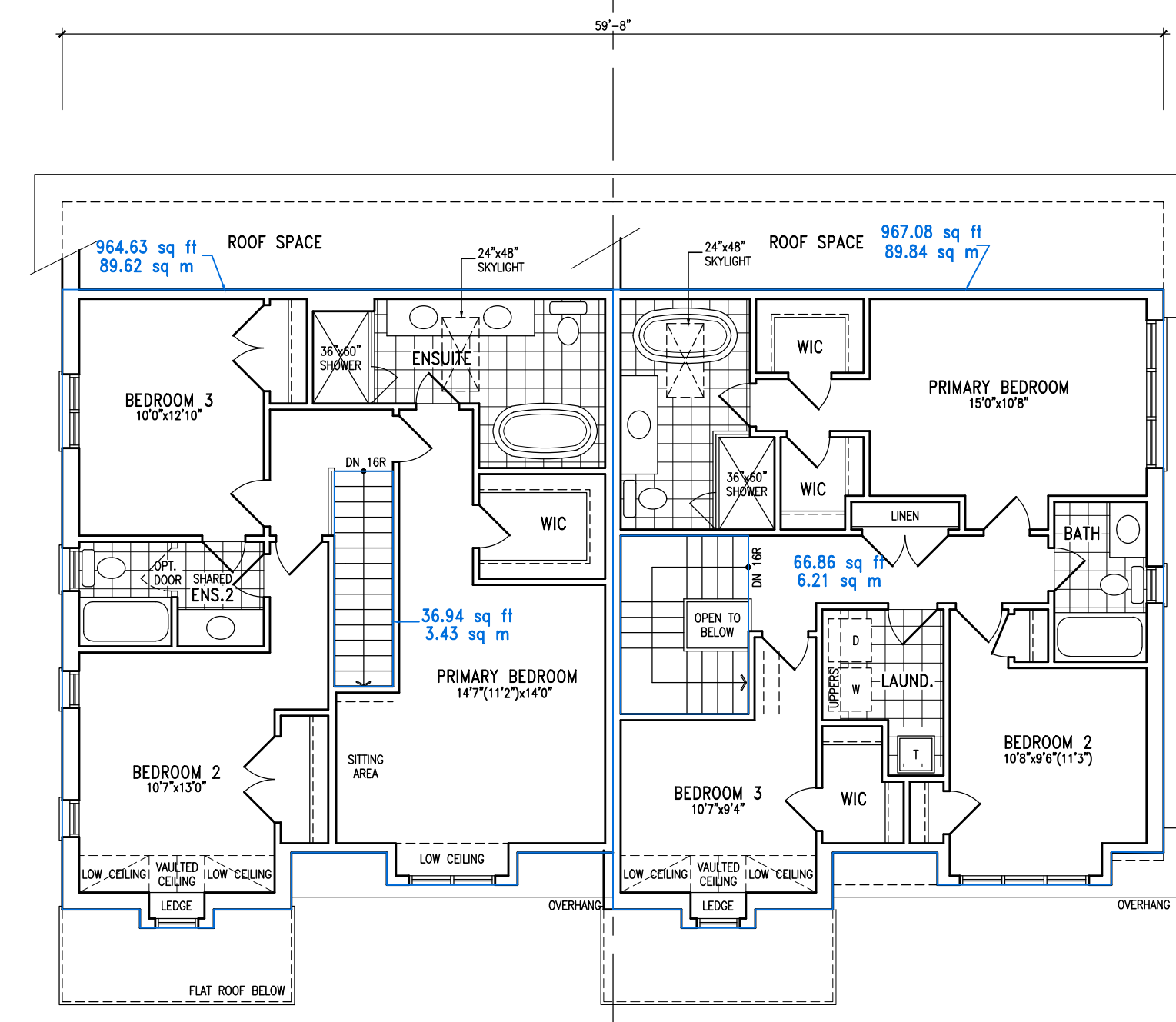
LOT 3, LOT 4



5 SD-1 ELEV. 'A' GROUND FLOOR PLAN



5 SD-1 ELEV. 'A' MAIN FLOOR PLAN



5 SD-1 ELEV. 'A' UPPER FLOOR PLAN



5 SD-1 ELEV. 'A' LEFT SIDE ELEVATION

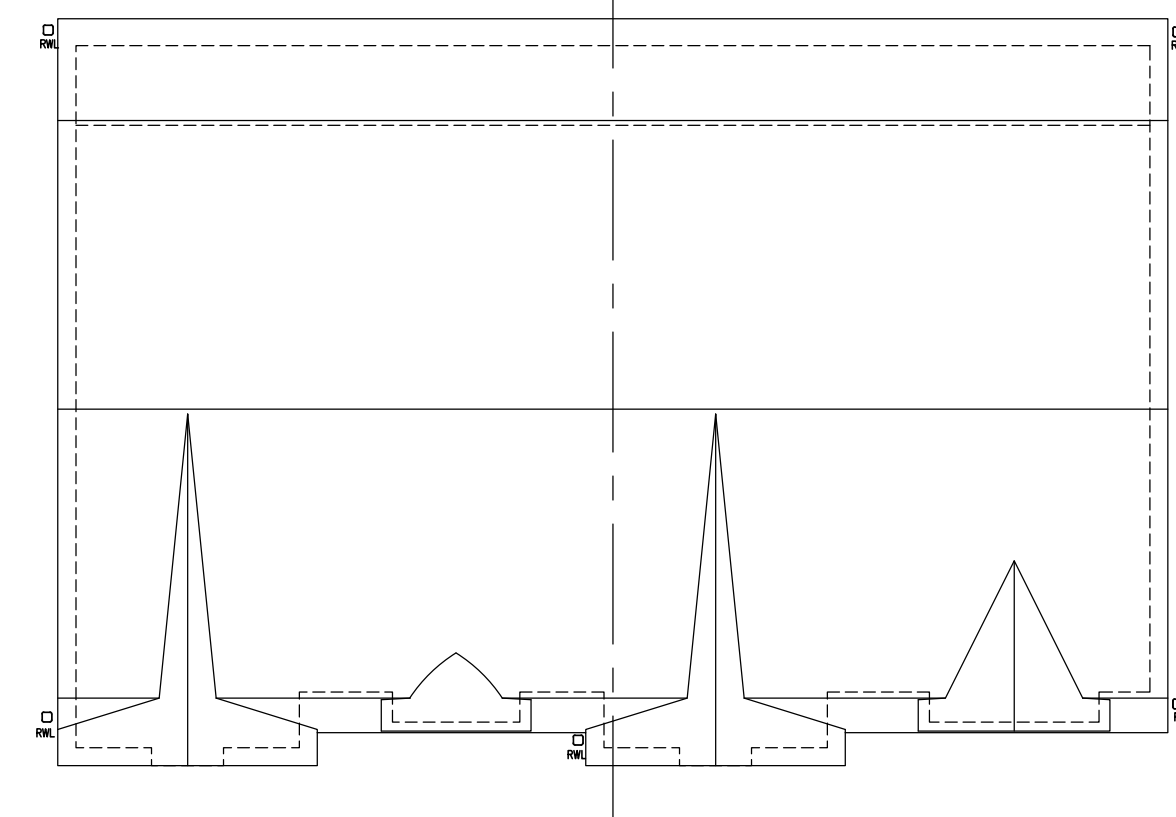


5 SD-1 ELEV. 'A' FRONT ELEVATION



6 SD-2 ELEV. 'A' RIGHT SIDE ELEVATION

STATISTICS table with columns for Lot, GFA, and Coverage. Lot 5: SD-1 'A' - GFA = 248.70 m², Coverage = 108.50 m². Lot 6: SD-2 'A' - GFA = 243.97 m², Coverage = 108.10 m².



5 SD-1 ELEV. 'A' ROOF PLAN N.T.S.



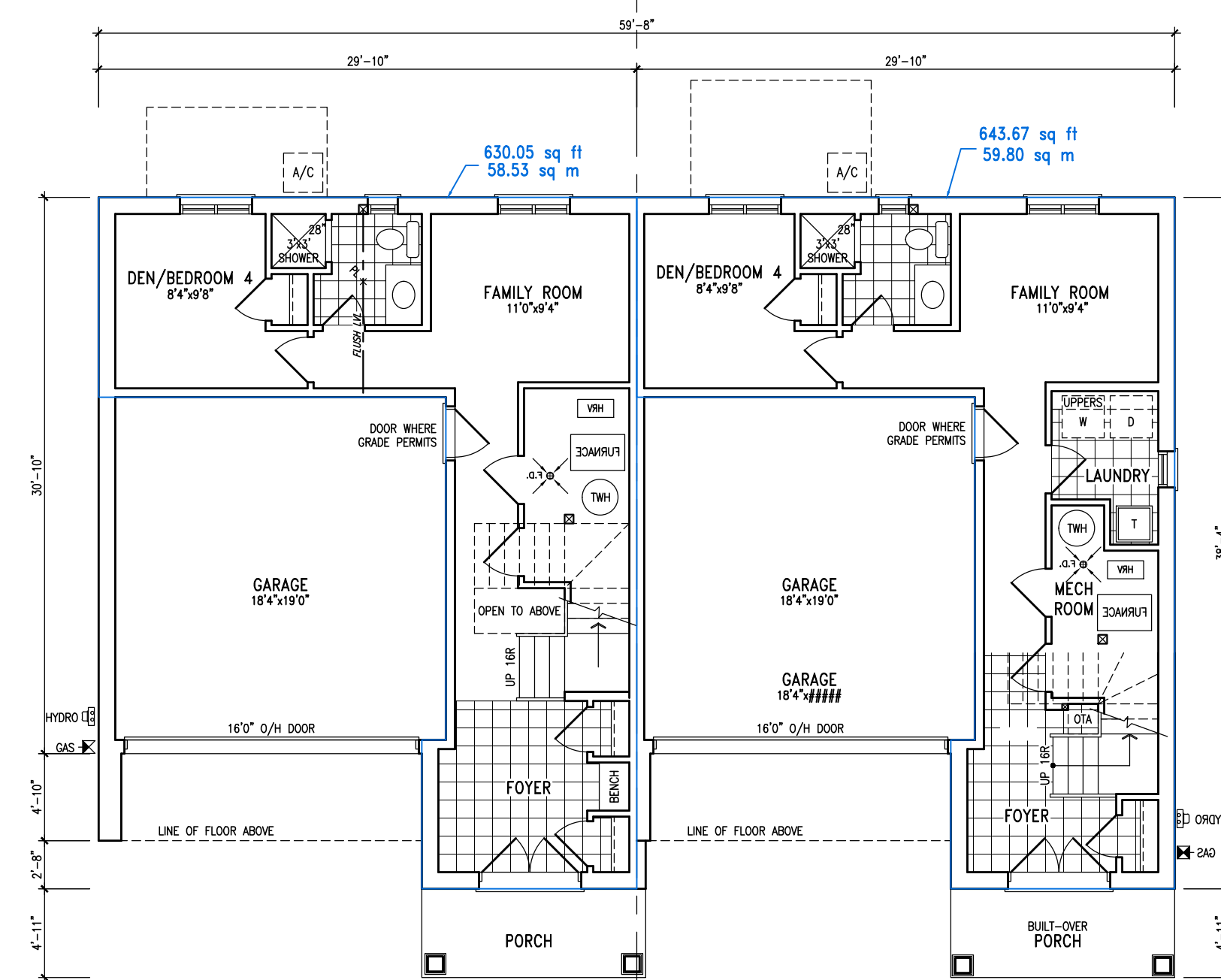
6 SD-2 ELEV. 'A' REAR ELEVATION

Revision table with columns for revision number, description, and date. Includes revisions for SPA comments and discharge location.

VA3 DESIGN logo and contact information: 255 Consumers Rd, Suite 120, Toronto ON M2J 1R4. Includes a signature for Richard Vuk.

VOGUE WYCLIFFE (OAKVILLE) LIMITED project information: 3171 LAKESHORE ROAD WEST, OAKVILLE, ONTARIO. Includes block elevations and drawing date (DECEMBER 2021).

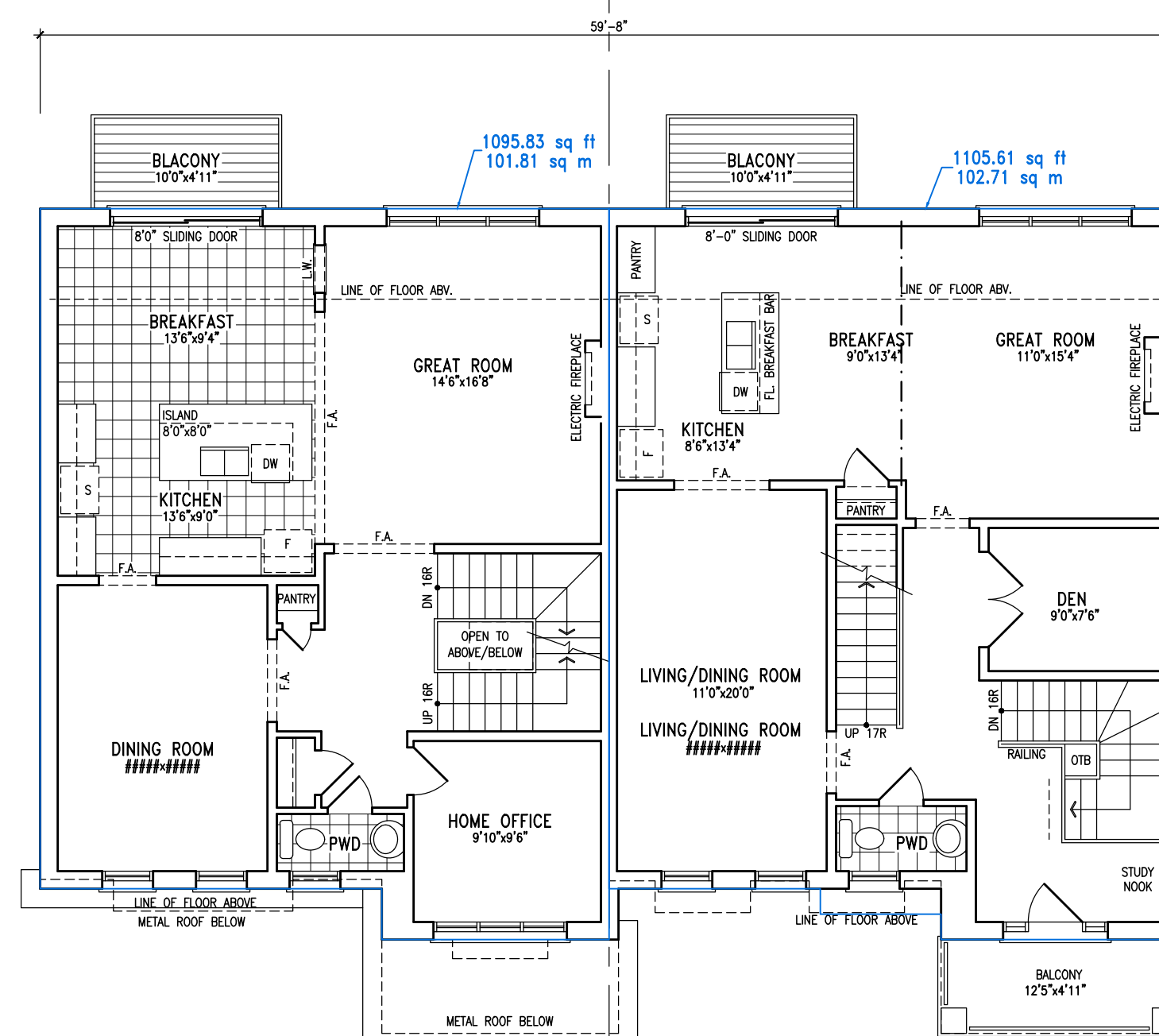
LOT 5, LOT 6



7 SD-2 ELEV. 'B' (REV.)

8 SD-1 ELEV. 'B' (REV.)

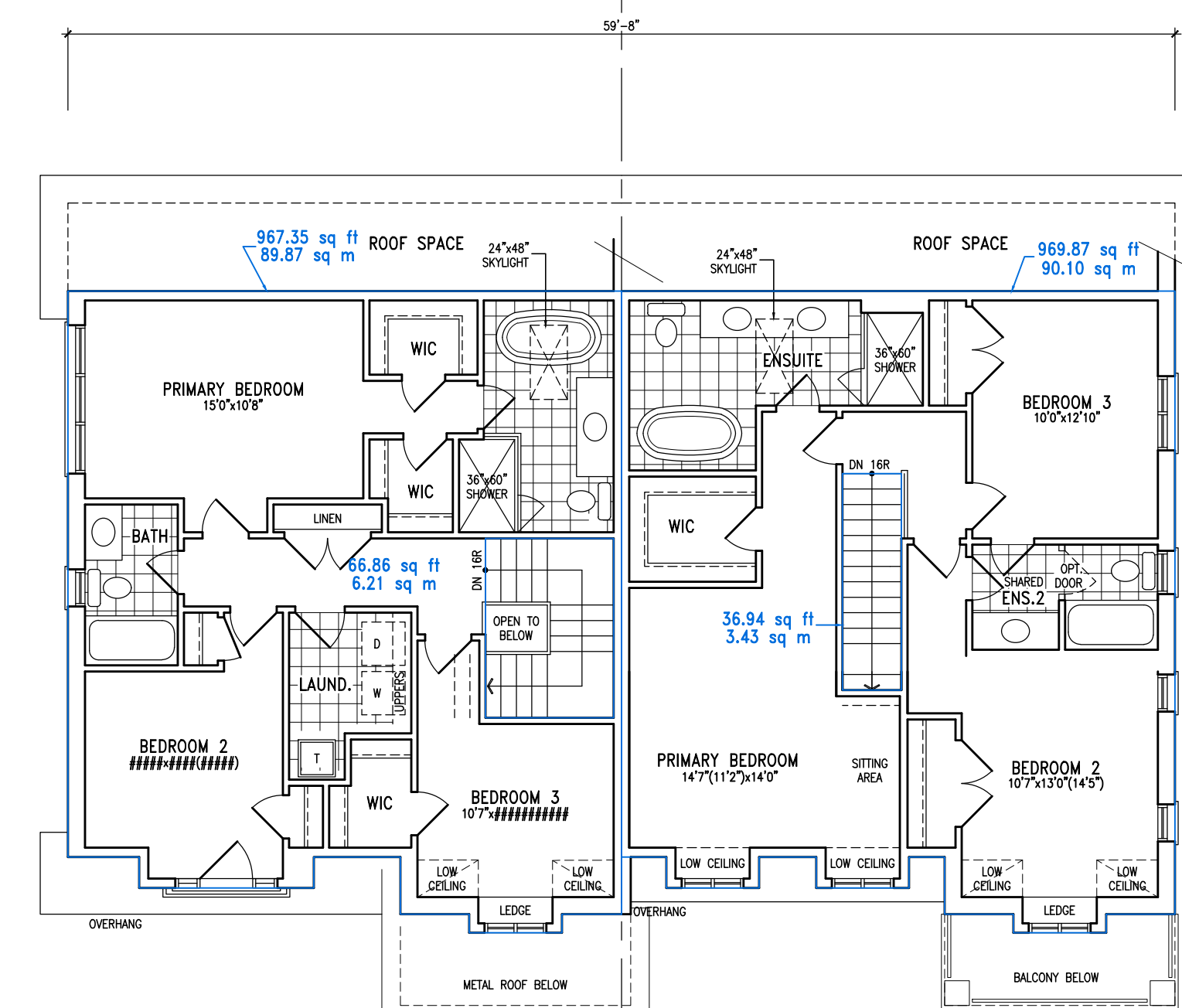
GROUND FLOOR PLAN



7 SD-2 ELEV. 'B' (REV.)

8 SD-1 ELEV. 'B' (REV.)

MAIN FLOOR PLAN



7 SD-2 ELEV. 'B' (REV.)

8 SD-1 ELEV. 'B' (REV.)

UPPER FLOOR PLAN



7 SD-2 ELEV. 'B' (REV.)

LEFT SIDE ELEVATION



7 SD-2 ELEV. 'B' (REV.)

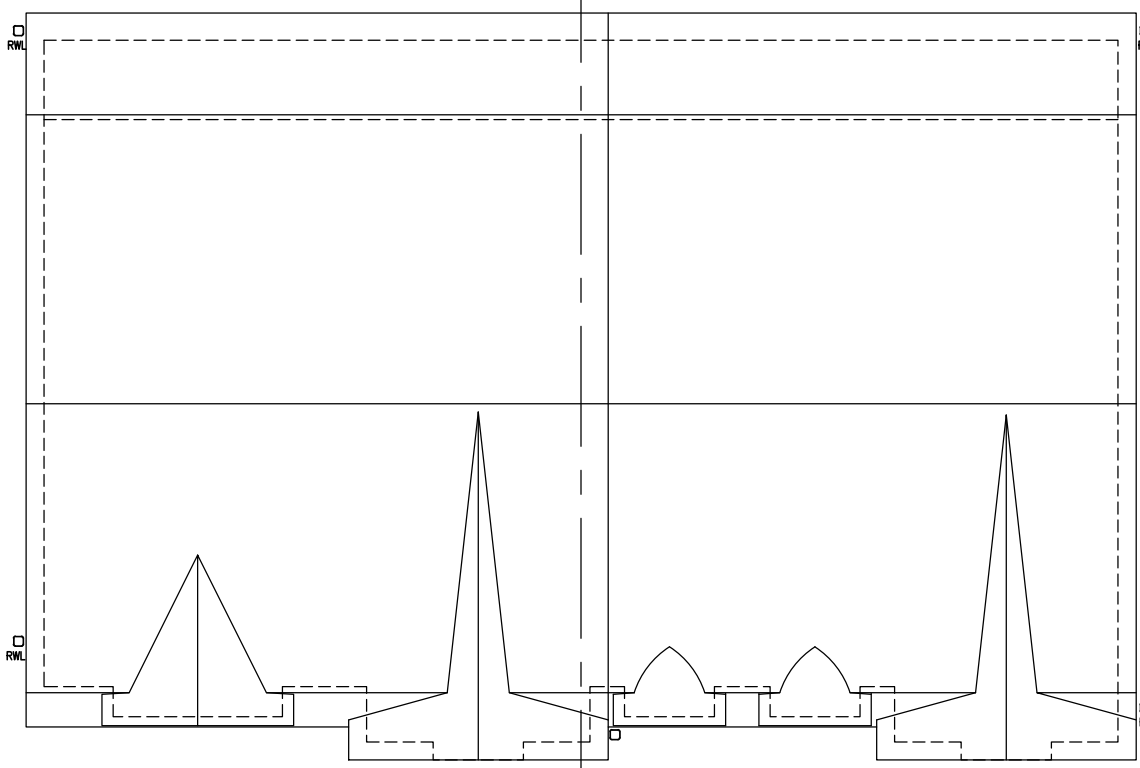
8 SD-1 ELEV. 'B' (REV.)

FRONT ELEVATION



8 SD-1 ELEV. 'B' (REV.)

RIGHT SIDE ELEVATION



7 SD-2 ELEV. 'B' (REV.)

8 SD-1 ELEV. 'B' (REV.)

ROOF PLAN N.T.S.



8 SD-1 ELEV. 'B' (REV.)

7 SD-2 ELEV. 'B' (REV.)

REAR ELEVATION

(ENCL. GUTTER OVERHANG (ENCL.) ADD 4" TO THE COVERED ROOF OVERHANG DIMENSION FOR TOTAL GUTTER OVERHANG DIMENSION. ALL ROOF OVERHANGS ARE 1" FROM FINISH UNLESS OTHERWISE NOTED.

STATISTICS:

LOT 7: SD-2 (REV.) 'B'-GFA = 244.00 m ²
COVERAGE = 108.10 m ²
LOT 8: SD-1 (REV.) 'B'-GFA = 249.18 m ²
COVERAGE = 108.10 m ²

NO.	DESCRIPTION	DATE	BY
1	ISSUED FOR SPA	22-05-27	JM
2	ISSUED FOR SPA COMMENTS	22-10-05	JM
3	ISSUED FOR 2ND SPA	22-10-13	SS
4	ISSUED FOR 2ND SPA	22-10-13	SS
5	ISSUED FOR 2ND SPA	22-10-13	SS
6	ISSUED FOR SPA	22-09-23	JM
7	ISSUED FOR SPA	22-09-23	JM
8	ISSUED FOR SPA	22-09-23	JM

VAD3 DESIGN

255 Consumers Rd
Suite 120
Toronto ON M2J 1R4
t 416.630.2255
f 416.630.4782
va3design.com

Richard Vuk
24488
VA3 Design Inc.

VOGUE WYCLIFFE (OAKVILLE) LIMITED

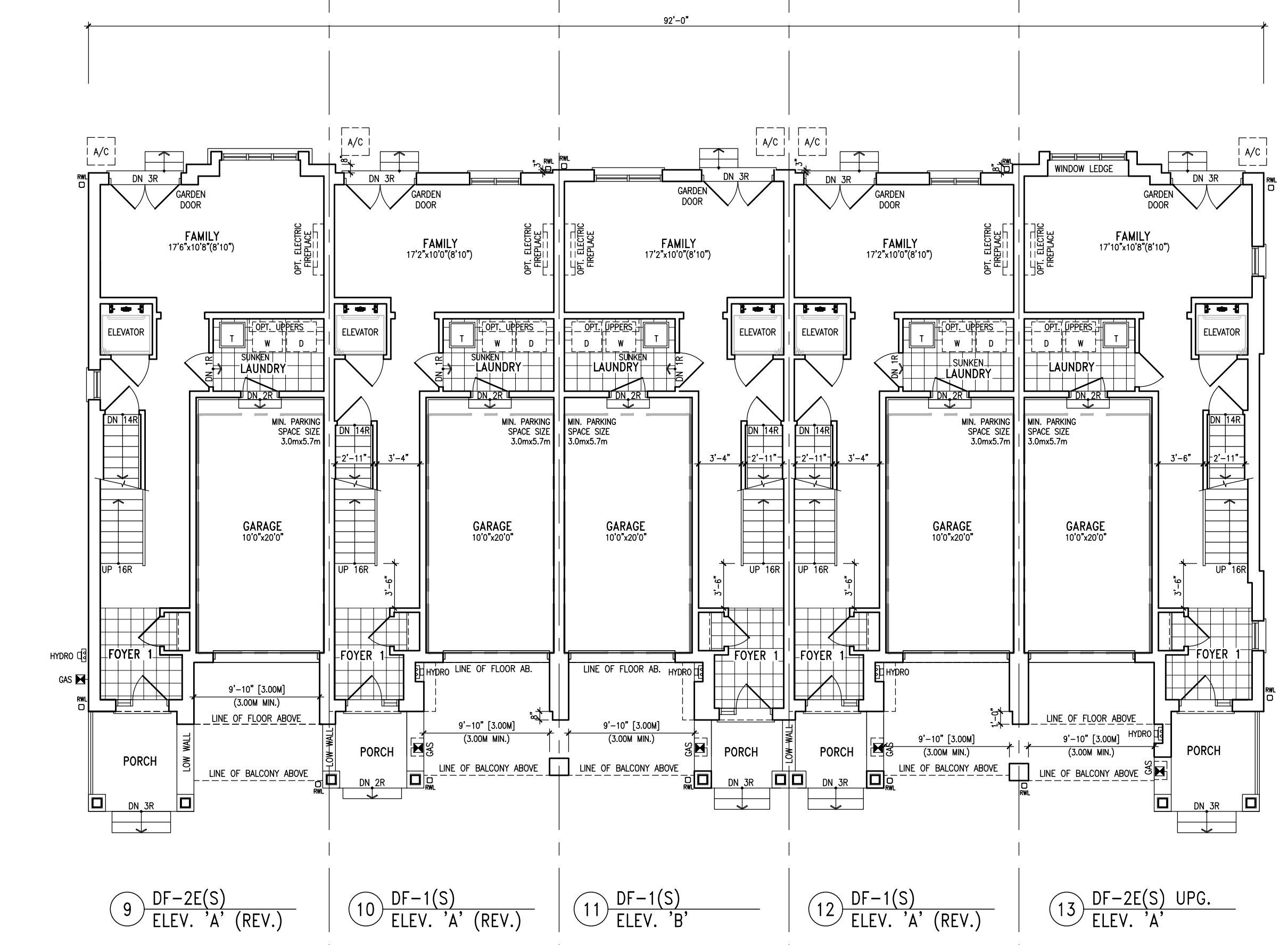
3171 LAKESHORE ROAD WEST
OAKVILLE, ONTARIO
17027

LOT7/LOT8

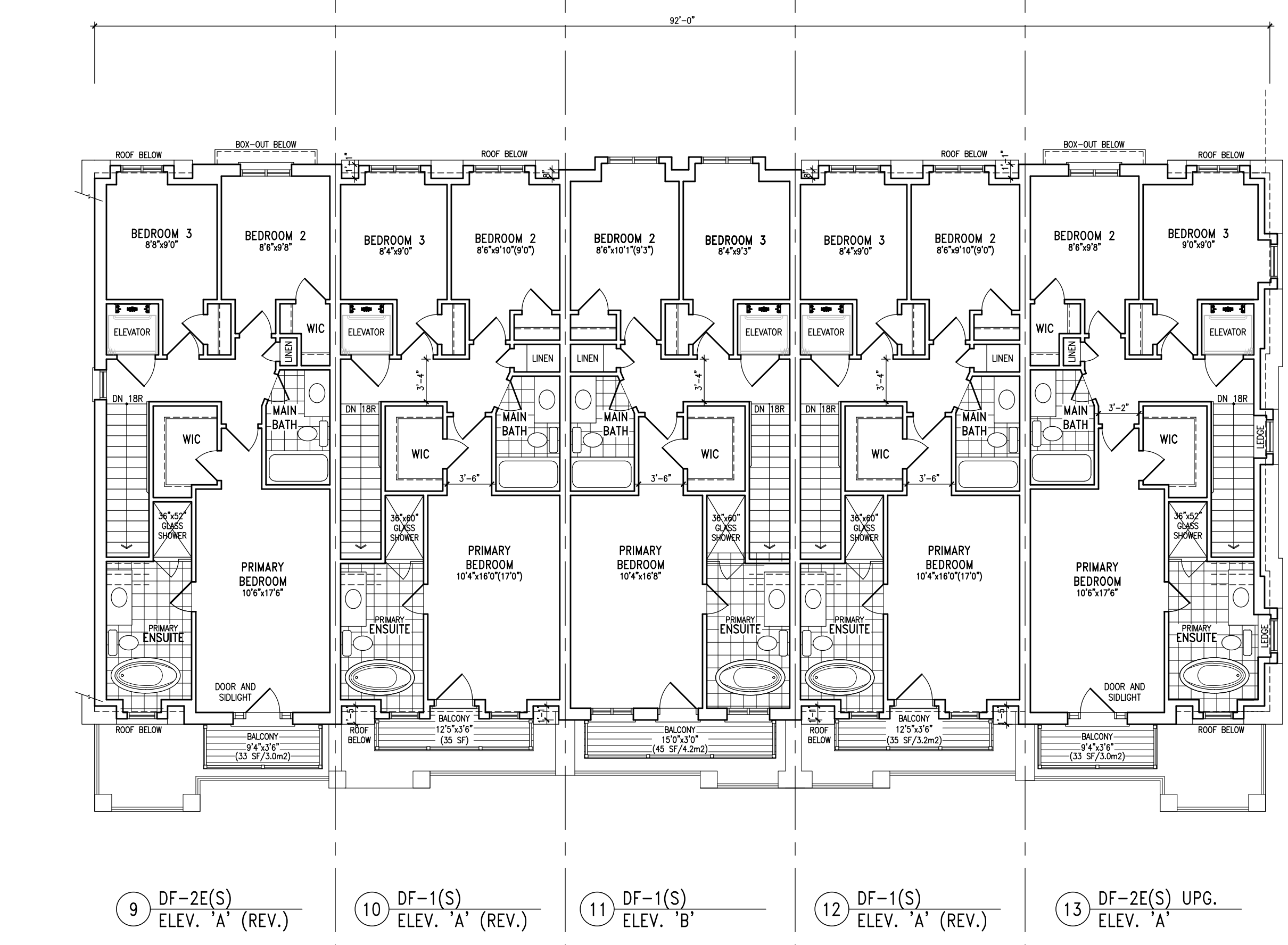
BLOCK ELEVATIONS
DECEMBER 2021
1/8" = 1'-0"

A1.4

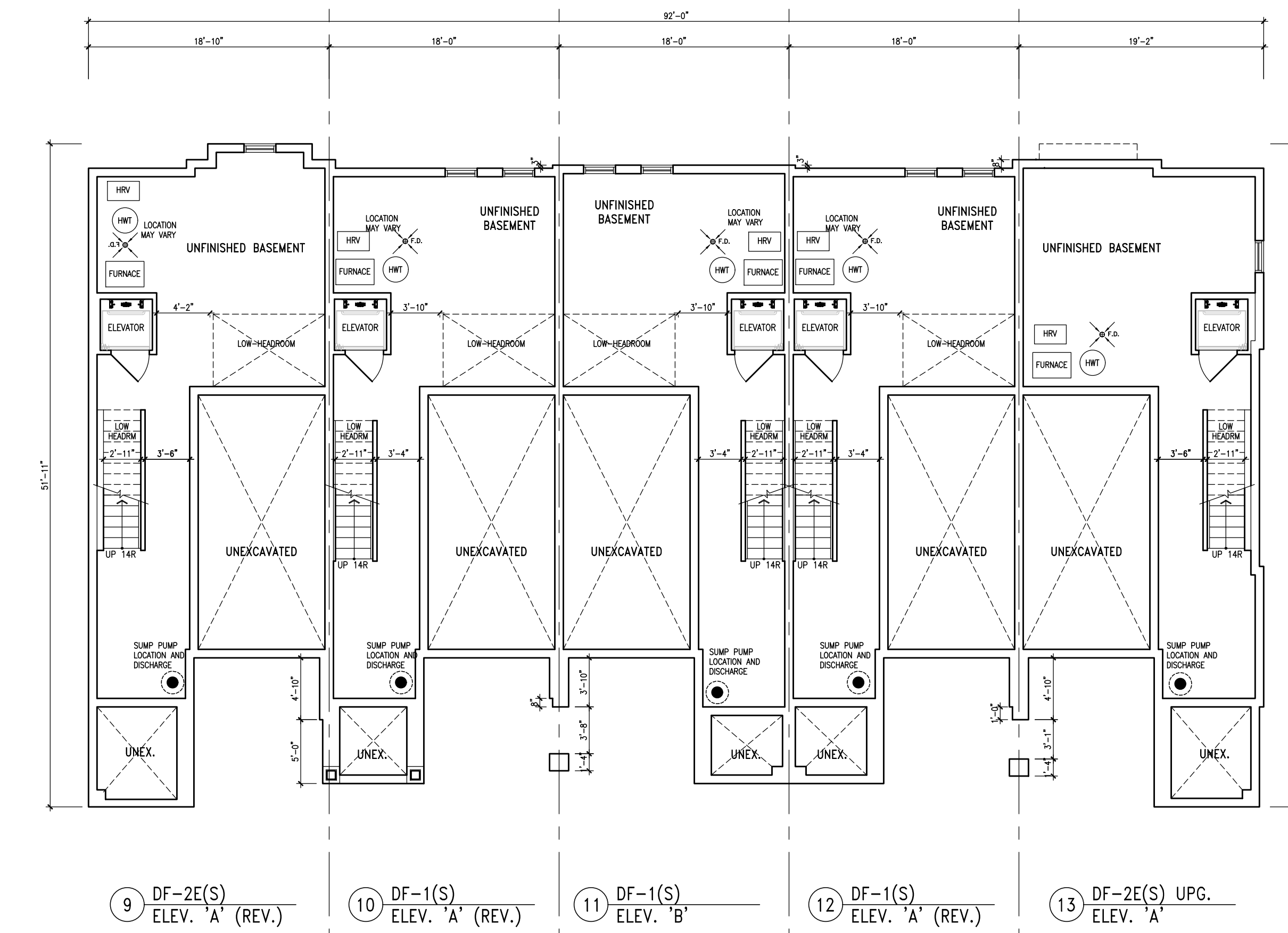
LOT 7, LOT 8



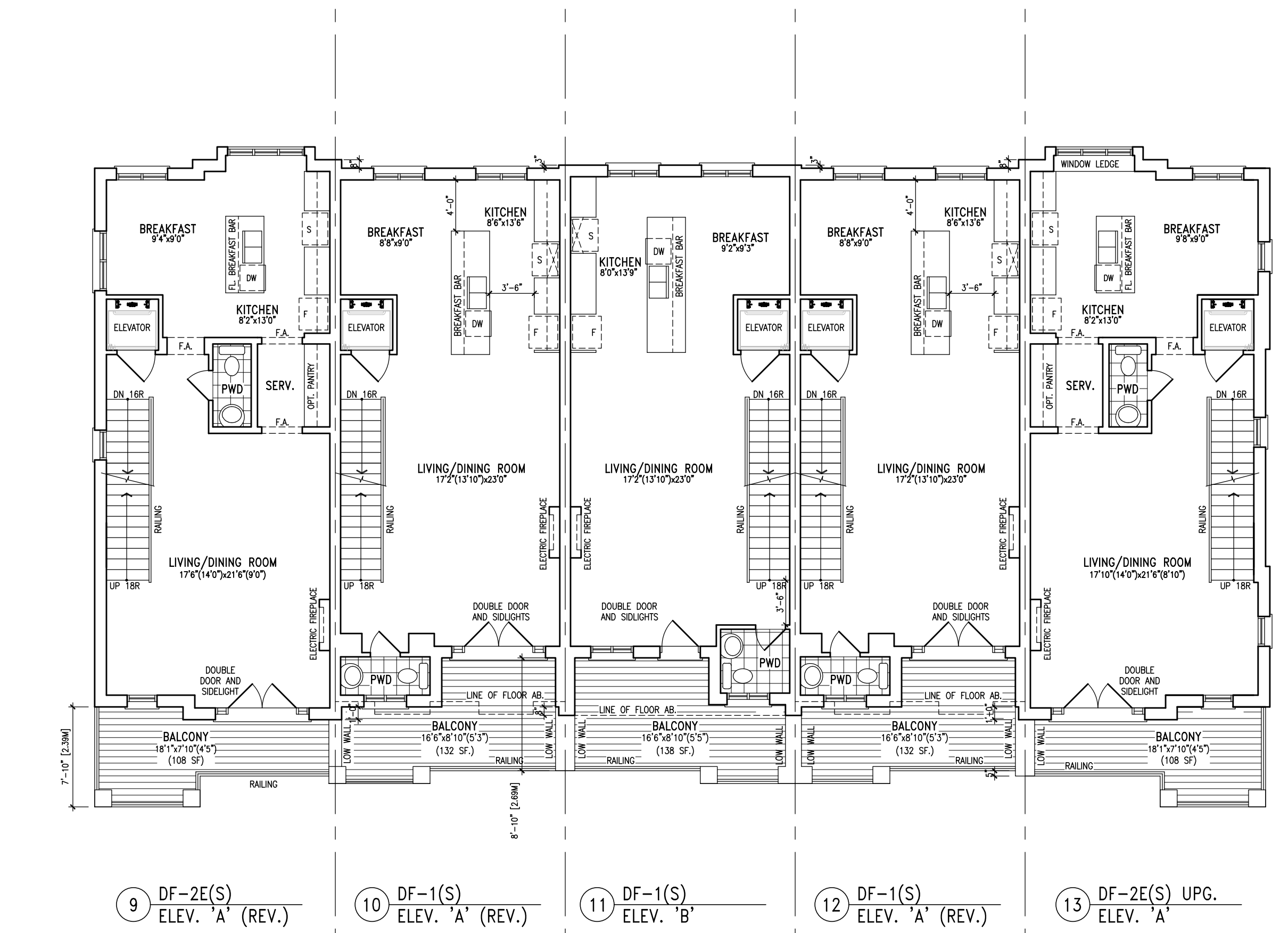
GROUND FLOOR PLAN



UPPER FLOOR PLAN



BASEMENT PLAN



MAIN FLOOR PLAN

BUILDING 1

10			
11			
12			
13			
14			
15			
16			
17			
18			
19			
20			
21			
22			
23			
24			
25			
26			
27			
28			
29			
30			
31			
32			
33			
34			
35			
36			
37			
38			
39			
40			
41			
42			
43			
44			
45			
46			
47			
48			
49			
50			
51			
52			
53			
54			
55			
56			
57			
58			
59			
60			
61			
62			
63			
64			
65			
66			
67			
68			
69			
70			
71			
72			
73			
74			
75			
76			
77			
78			
79			
80			
81			
82			
83			
84			
85			
86			
87			
88			
89			
90			
91			
92			
93			
94			
95			
96			
97			
98			
99			
100			

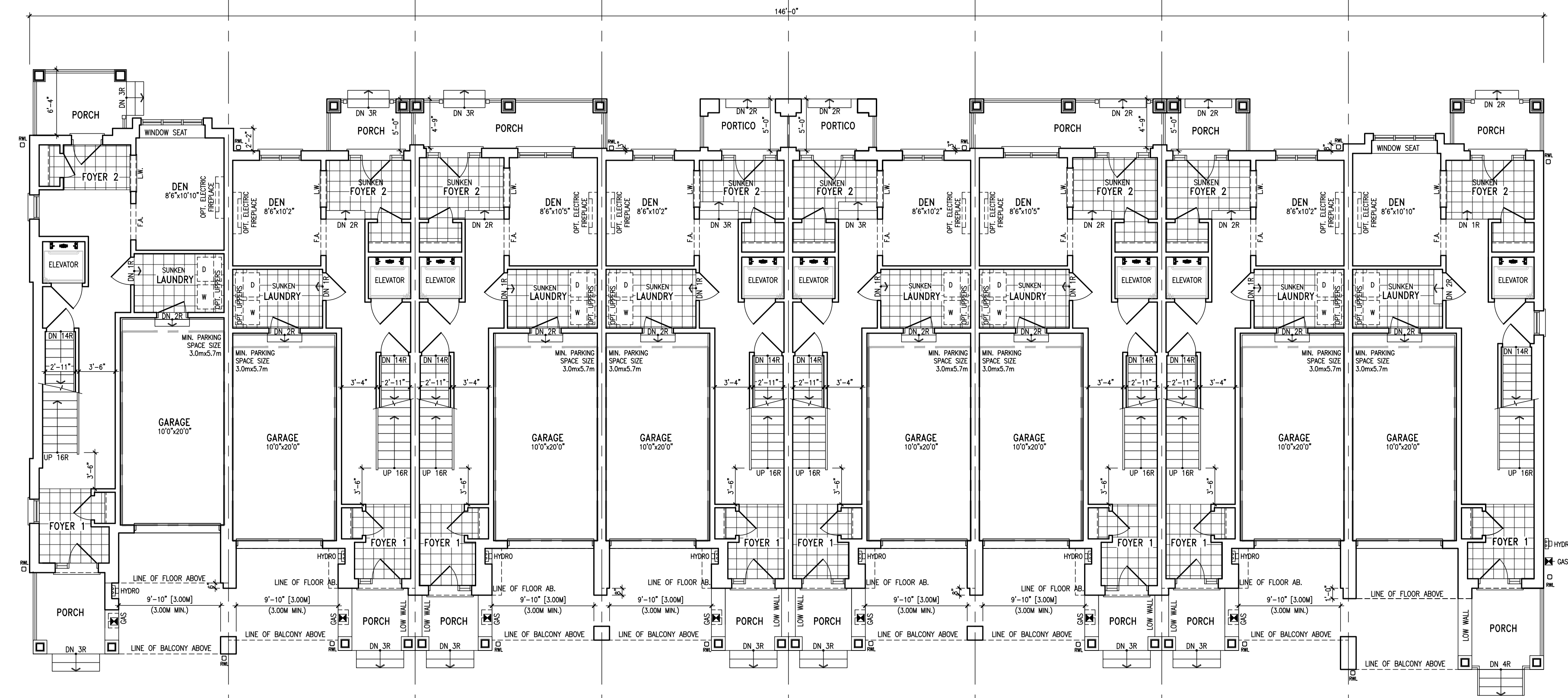
VAD DESIGN
255 Consumers Rd
Suite 120
Toronto ON M2J 1R4
t 416.630.2255
f 416.630.4182
vad3design.com

Richard Vuk
24488
VAD Design Inc.

VOGUE WYCLIFFE (OAKVILLE) LIMITED
3171 LAKESHORE ROAD WEST
OAKVILLE, ONTARIO
17027

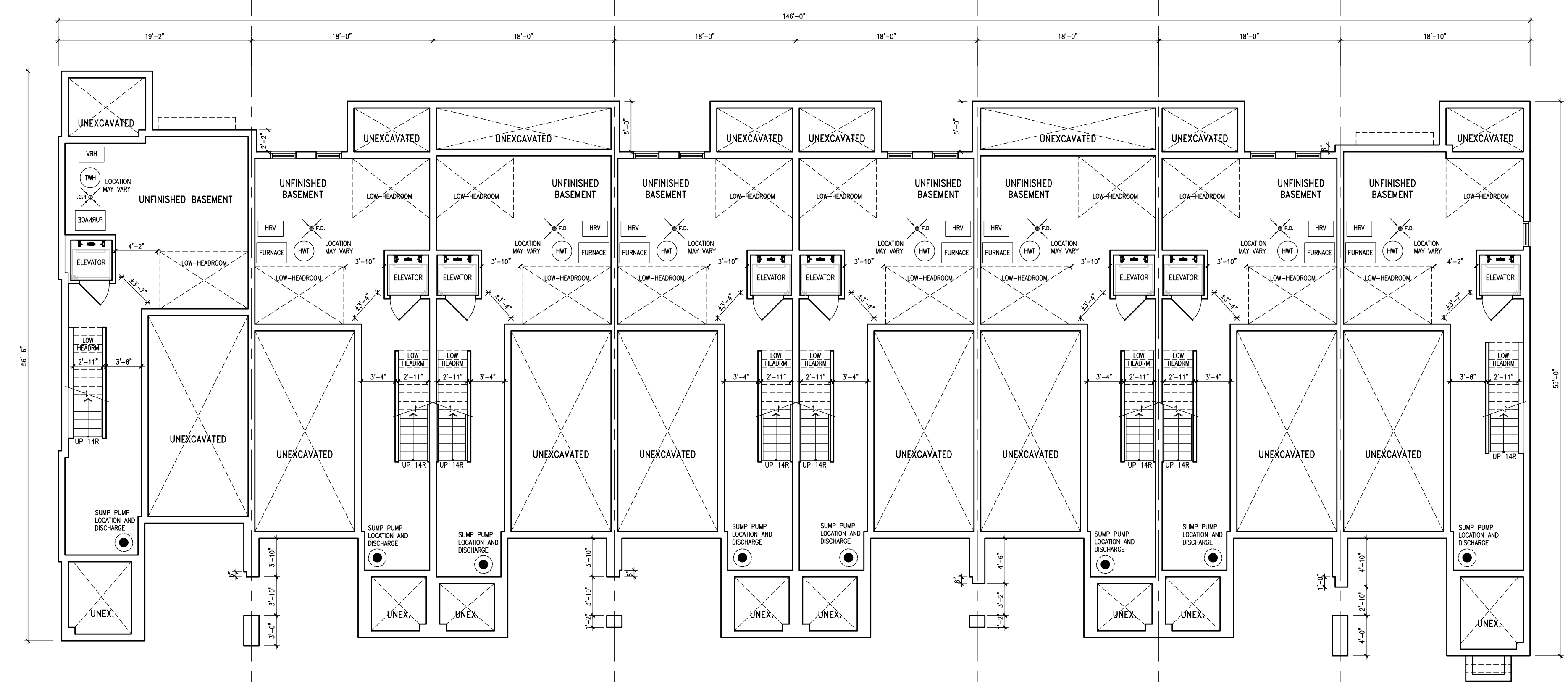
BUILDING 1

BLOCK PLANS
DECEMBER 2021
1/8" = 1'-0"
17027_SPA_BLOCKS-01
A1.5



- 14 DF-2E UPG. ELEV. 'A' (REV.)
- 15 DF-1 ELEV. 'A'
- 16 DF-1 ELEV. 'B' (REV.)
- 17 DF-1 MOD ELEV. 'A'
- 18 DF-1 MOD ELEV. 'A' (REV.)
- 19 DF-1 ELEV. 'B'
- 20 DF-1 ELEV. 'A' (REV.)
- 21 DF-2E ELEV. 'A'

GROUND FLOOR PLAN



- 14 DF-2E UPG. ELEV. 'A' (REV.)
- 15 DF-1 ELEV. 'A'
- 16 DF-1 ELEV. 'B' (REV.)
- 17 DF-1 MOD ELEV. 'A'
- 18 DF-1 MOD ELEV. 'A' (REV.)
- 19 DF-1 ELEV. 'B'
- 20 DF-1 ELEV. 'A' (REV.)
- 21 DF-2E ELEV. 'A'

BASEMENT PLAN

NO.	DESCRIPTION	DATE	BY
1	ISSUED FOR 3RD SPA	23-06-27	JM
2	REVISED AS PER SPA COMMENTS	23-10-05	RS
3	ISSUED FOR 2ND SPA	22-10-13	SS
4	ADDED SUMP PUMP/DISCHARGE LOCATION	22-10-11	SS
5	REVISED TO SPA COMMENTS	22-09-23	JMS
6	ISSUED FOR SPA	22-01-19	JM
7	ISSUED FOR SPA	22-01-19	JM

Contractor must verify all dimensions on the job and report any discrepancy to the Designer before proceeding with the work. All drawings and specifications are instruments of service and the property of the architect which must be returned at the completion of the work. Drawings are not to be scaled.

V3 DESIGN
255 Consumers Rd
Suite 120
Toronto ON M2J 1R4
t 416.630.2255
f 416.630.4782
v3design.com

All drawings, specifications, notes, documents and design are the copyright property of V3 DESIGN. Reproduction of this property in whole or in part is strictly prohibited without V3 DESIGN's written permission.

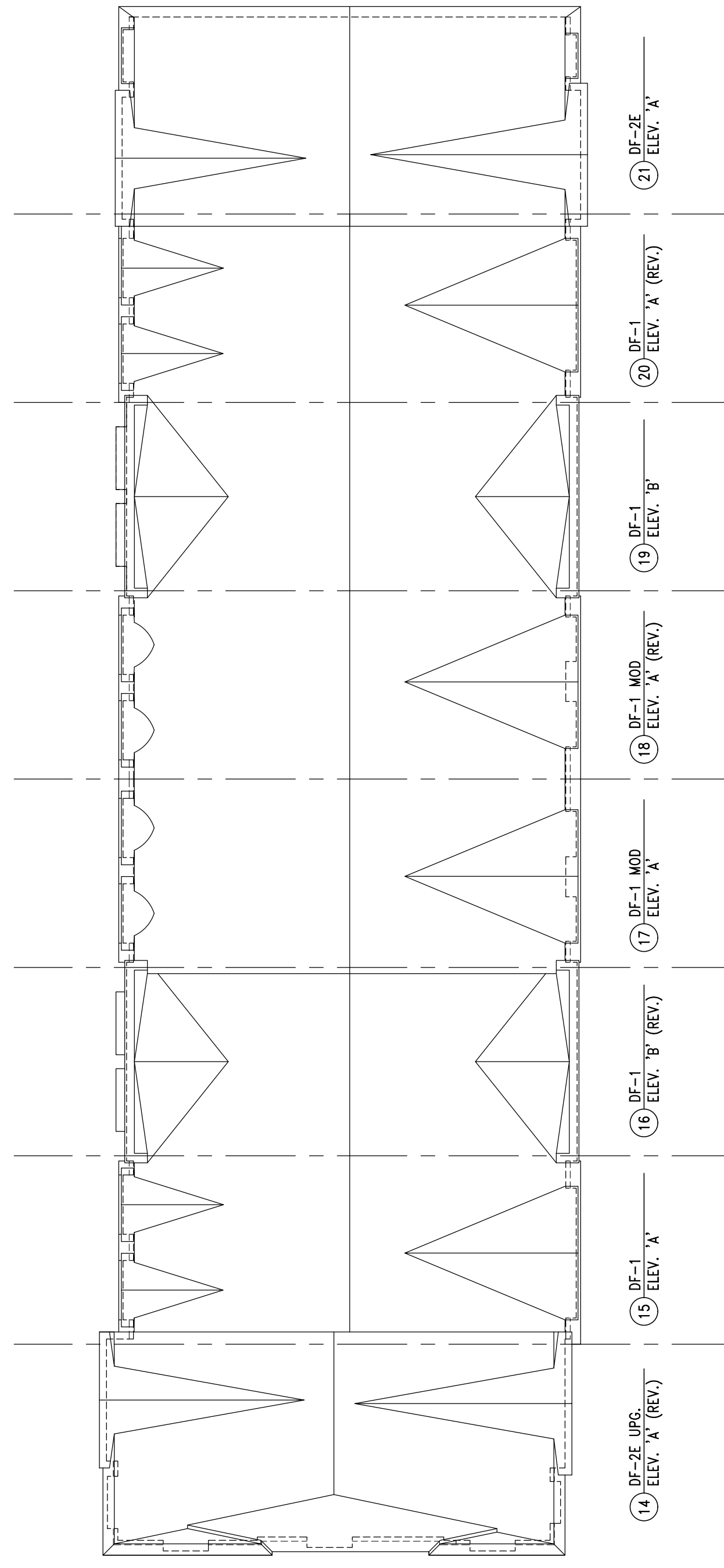
The contractor has reviewed and taken responsibility for the design and has accepted and made the requirements set out in the contract documents and any other documents which may be issued in connection with the project.

Richard Vitek 24488
V3 DESIGN INC. 43588

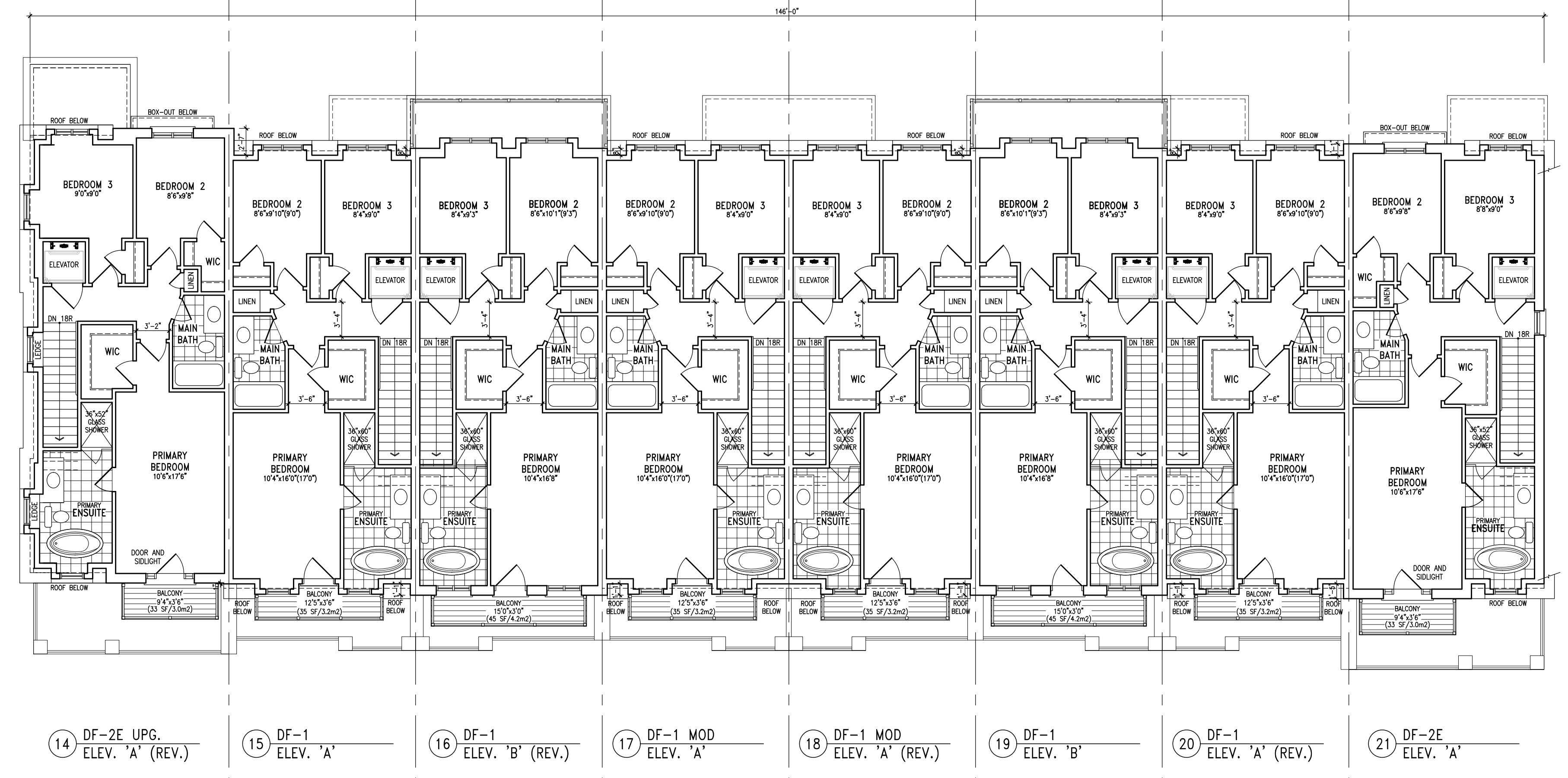
VOGUE WYCLIFFE (OAKVILLE) LIMITED

PROJECT NAME: 3171 LAKESHORE ROAD WEST
PROJECT NO: 17027
OAKVILLE, ONTARIO

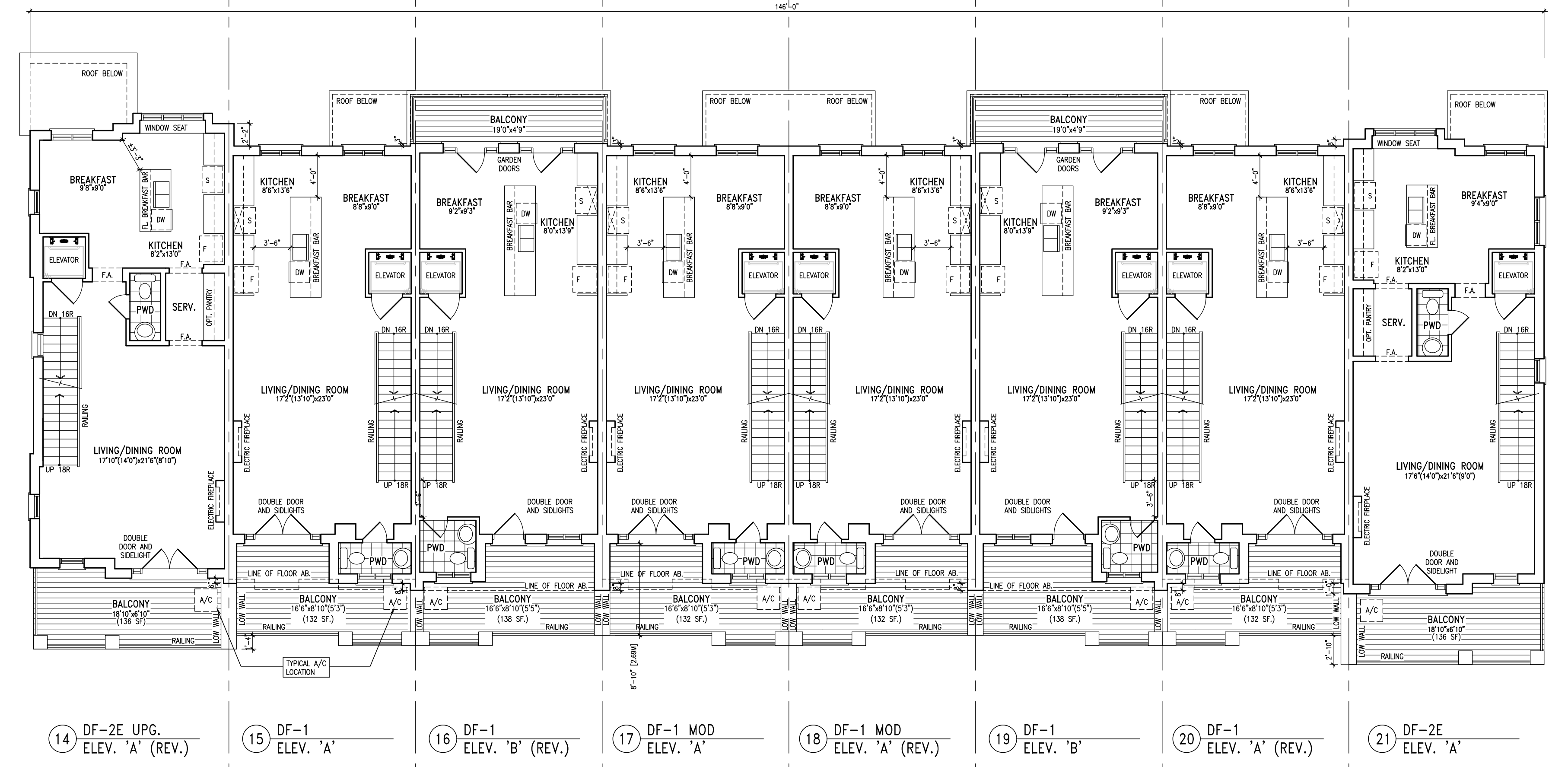
BUILDING 2



ROOF PLAN (N.T.S.)



UPPER FLOOR PLAN



MAIN FLOOR PLAN

NO.	DESCRIPTION	DATE
1	ISSUED FOR PERMITS	22-10-21
2	ISSUED FOR 3RD SPA	22-06-27
3	REVISED AS PER SPA COMMENTS	22-10-05
4	ISSUED FOR 2ND SPA	22-10-13
5	ADDED SUMP PUMP/DISCHARGE LOCATION	22-10-11
6	REVISED TO SPA COMMENTS	22-09-23
7	ISSUED FOR SPA	22-09-19
8	ISSUED FOR SPA	22-09-19

Contractor must verify all dimensions on the job and report any discrepancy to the Designer before proceeding with the work. All drawings and specifications are instruments of service and the property of the architect which must be returned at the completion of the work. Drawings are not to be scaled.

VAD DESIGN
 255 Consumers Rd
 Suite 120
 Toronto ON M2J 1R4
 t 416.630.2255
 f 416.630.4182
 vad3design.com

VOGUE WYCLIFFE (OAKVILLE) LIMITED
 3171 LAKESHORE ROAD WEST
 OAKVILLE, ONTARIO
 BUILDING 2
 BLOCK PLANS
 DECEMBER 2021
 1/8" = 1'-0"
 17027_SPA_BLOCKS-01
 A.1.8

BUILDING 2



21 DF-2E
ELEV. 'A'
SIDE ELEVATION

21 DF-2E
ELEV. 'A'
FRONT ELEVATION (EXTERNAL)

20 DF-1
ELEV. 'A' (REV.)

19 DF-1
ELEV. 'B'

18 DF-1 MOD
ELEV. 'A' (REV.)

17 DF-1 MOD
ELEV. 'A'

16 DF-1
ELEV. 'B' (REV.)

15 DF-1
ELEV. 'A'

14 DF-2E UPG.
ELEV. 'A' (REV.)



14 DF-2E UPG.
ELEV. 'A' (REV.)
SIDE ELEVATION

14 DF-2E UPG.
ELEV. 'A' (REV.)
FRONT ELEVATION (INTERNAL)

15 DF-1
ELEV. 'A'

16 DF-1
ELEV. 'B' (REV.)

17 DF-1 MOD
ELEV. 'A'

18 DF-1 MOD
ELEV. 'A' (REV.)

19 DF-1
ELEV. 'B'

20 DF-1
ELEV. 'A' (REV.)

21 DF-2E
ELEV. 'A'

VA3 DESIGN
255 Consumers Rd
Suite 120
Toronto ON M2J 1R4
t 416.630.2255
f 416.630.4182
va3design.com

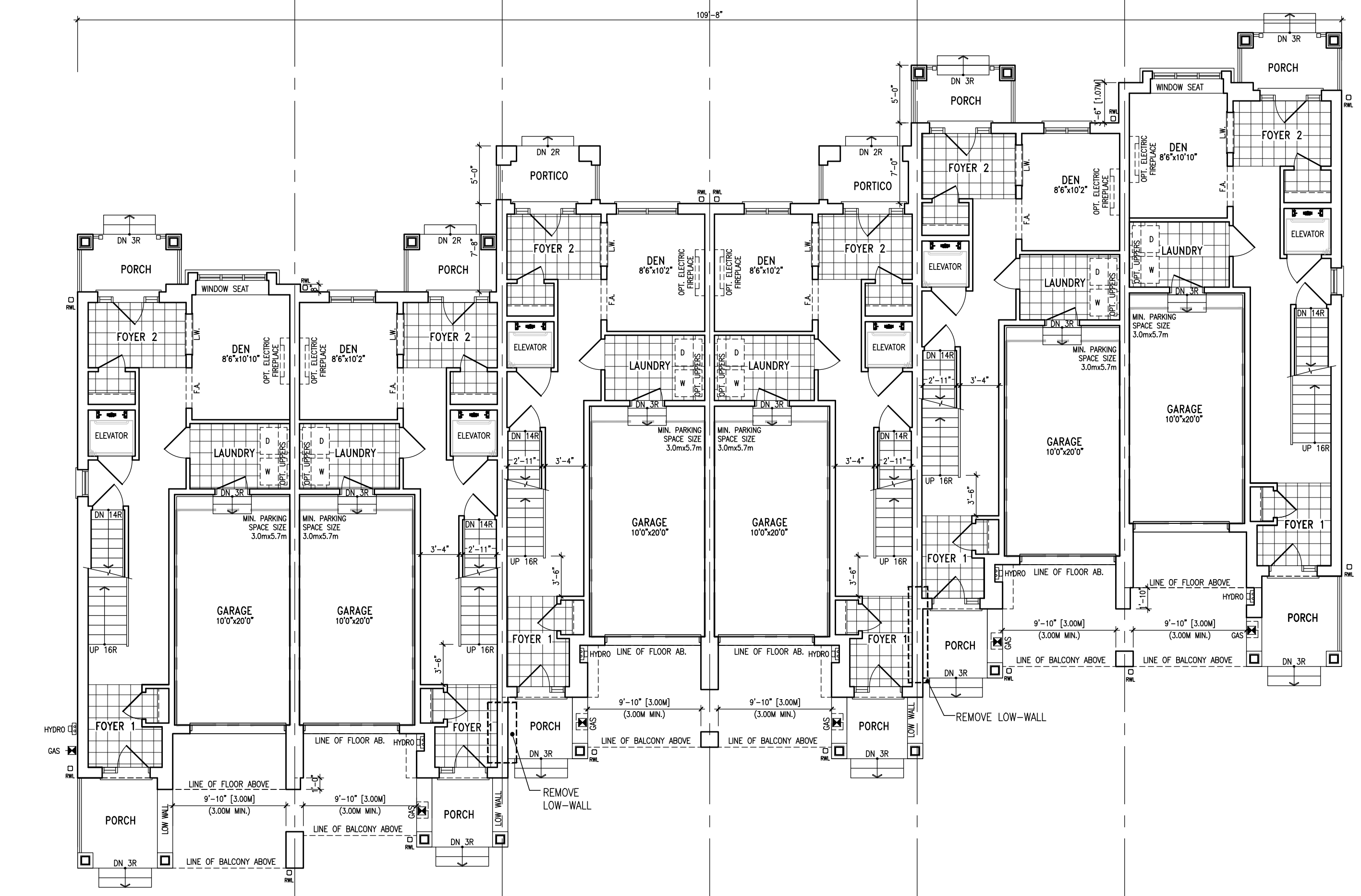
Contractor must verify all dimensions on the job and report any discrepancy to the Designer before proceeding with the work. All drawings and specifications are instruments of service and the property of the architect which must be returned at the completion of the work. Drawings are not to be scaled.

VOGUE WYCLIFFE (OAKVILLE) LIMITED
3171 LAKESHORE ROAD WEST
OAKVILLE, ONTARIO
L7R 4K7
17027

BUILDING 2
BLOCK ELEVATIONS
DECEMBER 2021
1/8" = 1'-0"
17027_SPA_BLOCKS-01

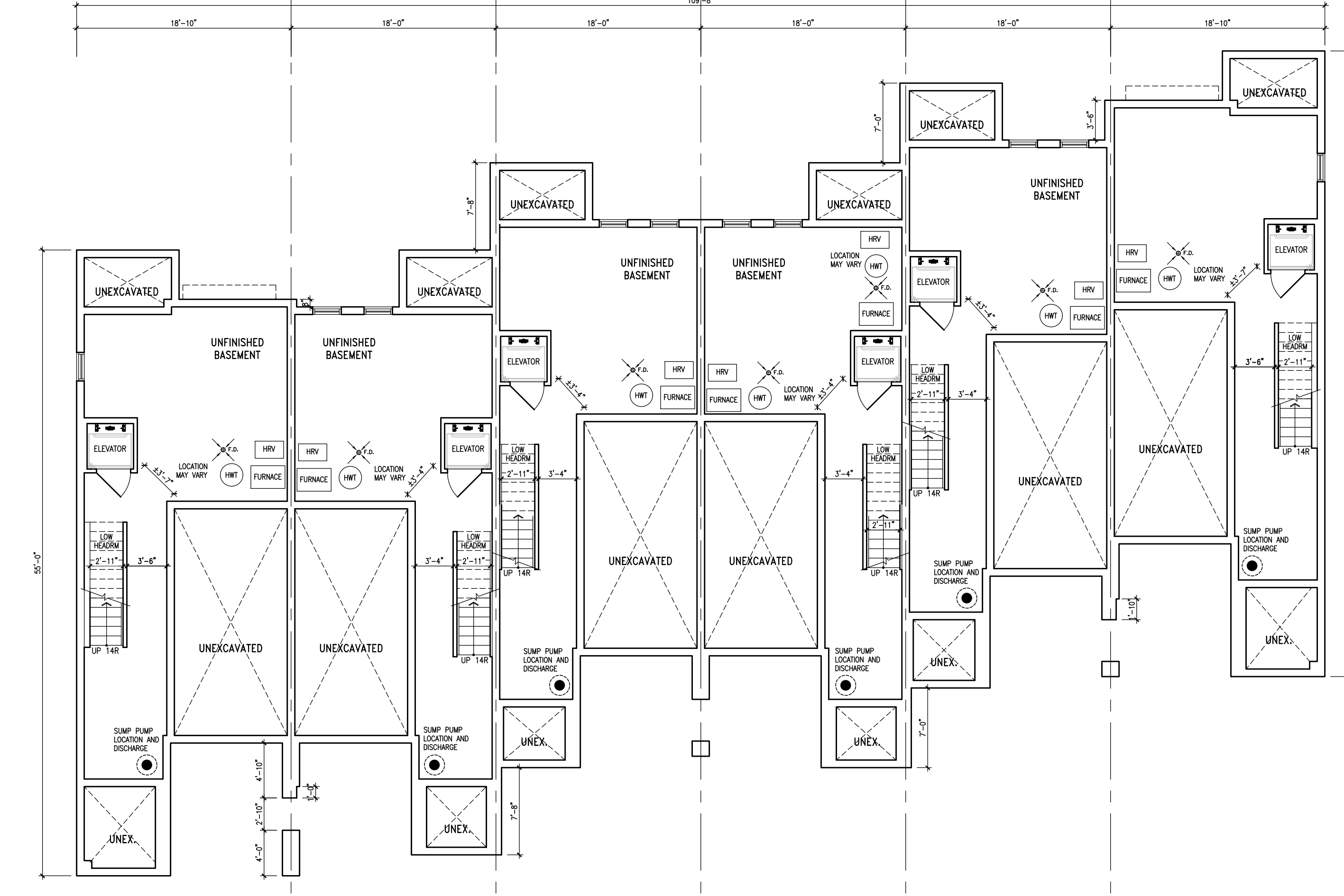
A1.9

BUILDING 2



22 DF-2E ELEV. 'A' (REV.) 23 DF-1 ELEV. 'A' MOD 24 DF-1 MOD ELEV. 'A' MOD (REV.) 25 DF-1 MOD ELEV. 'A' MOD 26 DF-1 ELEV. 'A' MOD (REV.) 27 DF-2E ELEV. 'A'

GROUND FLOOR PLAN



22 DF-2E ELEV. 'A' (REV.) 23 DF-1 ELEV. 'A' MOD 24 DF-1 MOD ELEV. 'A' MOD (REV.) 25 DF-1 MOD ELEV. 'A' MOD 26 DF-1 ELEV. 'A' MOD (REV.) 27 DF-2E ELEV. 'A'

BASEMENT PLAN

BUILDING AREA	
4792.3 SF	445.2 SM

10			
9			
8			
7			
6	ISSUED FOR 3RD SPA	23-06-27 JM	
5	REVISED AS PER SPA COMMENTS	22-12-09 JCS	
4	ISSUED FOR 2ND SPA	22-10-13 SS	
3	ADDED SUMP PUMP/ DISCHARGE LOCATION	22-10-11 SS	
2	REVISED TO SPA COMMENTS	22-09-23 JCS	
1	ISSUED FOR SPA	22-01-19 JM	
0	description	date	by

Contractor must verify all dimensions on the job and report any discrepancy to the Designer before proceeding with the work. All drawings and specifications are instruments of service and the property of the architect which must be returned at the completion of the work. Drawings are not to be scaled.

VAD DESIGN
 255 Consumers Rd
 Suite 120
 Toronto ON M2J 1R4
 t 416.630.2255
 f 416.630.4782
 vadesign.com

All drawings, specifications, notes, documents and design are the copyright property of VAD DESIGN. Reproduction of this property in whole or in part is strictly prohibited without VAD DESIGN's written permission.

The contractor has reviewed and taken responsibility for this design and has the qualifications and meets the requirements set out in the contract building code to be a competent professional.

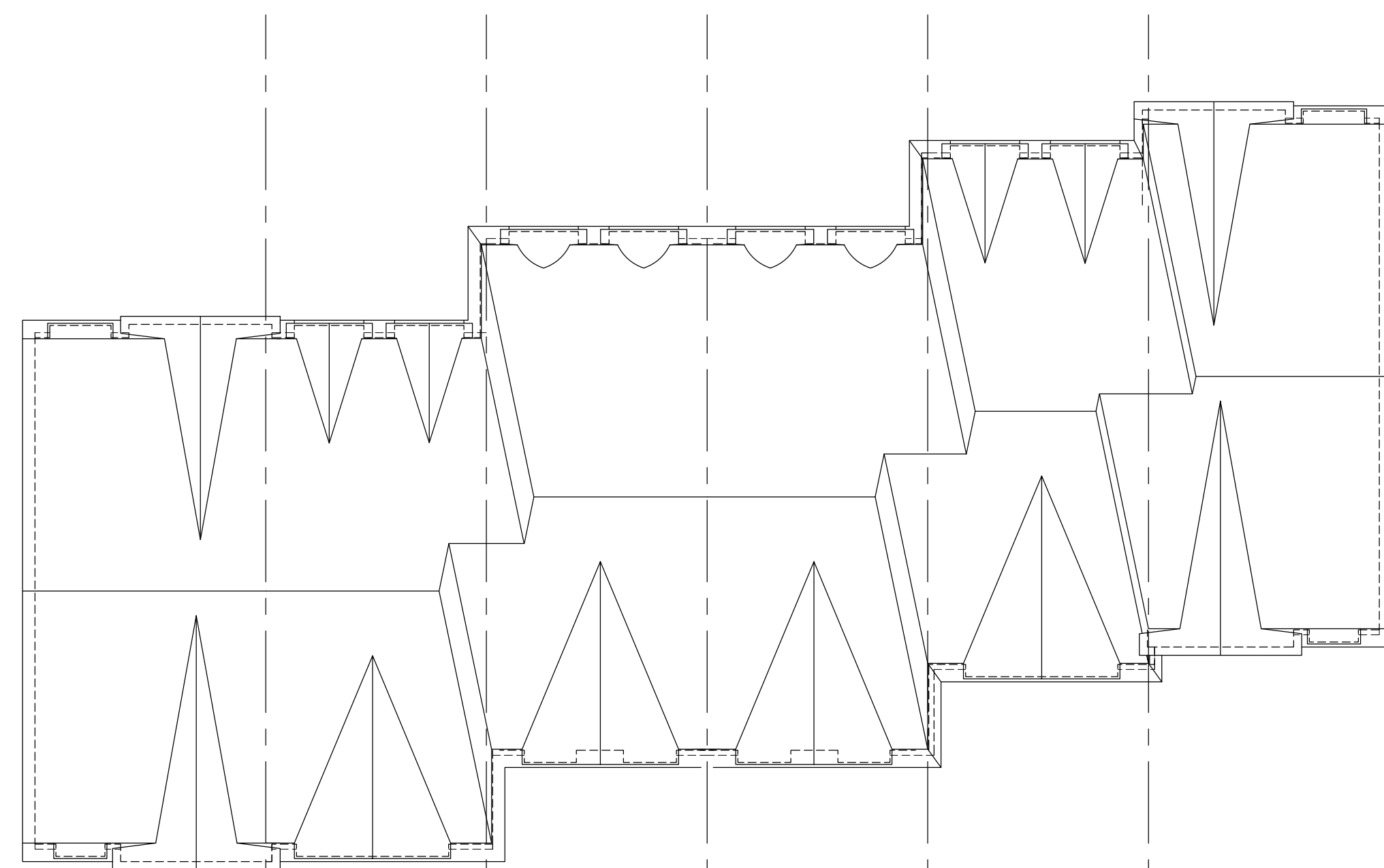
Richard Vukic 24488
 VAD Design Inc. 42658

VOGUE WYCLIFFE (OAKVILLE) LIMITED

PROJECT NAME
3171 LAKESHORE ROAD WEST
 PROJECT NO.
17027
 CITY/TOWN
OAKVILLE, ONTARIO
 DATE
17027_SPA_BLOCKS-01

BUILDING 3	
BLOCK PLANS	
DATE DECEMBER 2021	SCALE 1/8" = 1'-0"
DRAWN BY [Signature]	CHECKED BY [Signature]
PROJECT NO. 17027	DATE 17027_SPA_BLOCKS-01

BUILDING 3



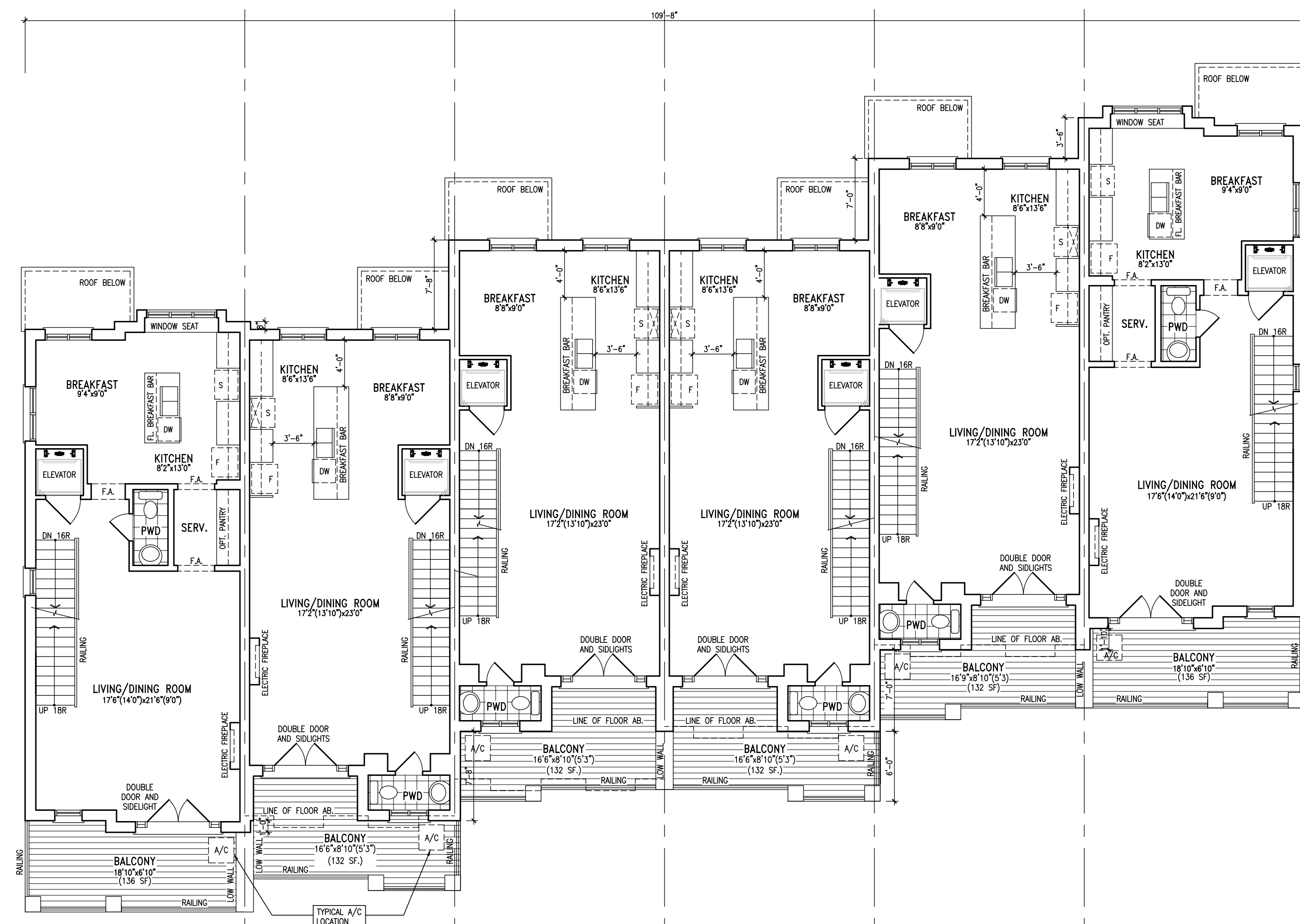
22 DF-2E ELEV. 'A' (REV.) 23 DF-1 ELEV. 'A' MOD' 24 DF-1 MOD ELEV. 'A' MOD' (REV.) 25 DF-1 MOD ELEV. 'A' MOD' 26 DF-1 ELEV. 'A' MOD' (REV.) 27 DF-2E ELEV. 'A'

ROOF PLAN (N.T.S.)



22 DF-2E ELEV. 'A' (REV.) 23 DF-1 ELEV. 'A' MOD' 24 DF-1 MOD ELEV. 'A' MOD' (REV.) 25 DF-1 MOD ELEV. 'A' MOD' 26 DF-1 ELEV. 'A' MOD' (REV.) 27 DF-2E ELEV. 'A'

UPPER FLOOR PLAN



22 DF-2E ELEV. 'A' (REV.) 23 DF-1 ELEV. 'A' MOD' 24 DF-1 MOD ELEV. 'A' MOD' (REV.) 25 DF-1 MOD ELEV. 'A' MOD' 26 DF-1 ELEV. 'A' MOD' (REV.) 27 DF-2E ELEV. 'A'

MAIN FLOOR PLAN

BUILDING 3

1	ISSUED FOR 3RD SPA	23-06-27	JM
2	REVISED FOR 2ND SPA COMMENTS	22-10-05	RS
3	ISSUED FOR 2ND SPA	22-10-13	SS
4	ADDED SUMP PUMP DISCHARGE LOCATION	22-10-11	SS
5	REVISED TO SPA COMMENTS	22-09-23	JMS
6	ISSUED FOR SPA	22-01-19	JM
7	DESCRIPTION	DATE	BY

Contractor must verify all dimensions on the job and report any discrepancy to the Designer before proceeding with the work. All drawings and specifications are instruments of service and the property of the architect which must be returned at the completion of the work. Drawings are not to be scaled.

V3 DESIGN
 255 Consumers Rd
 Suite 120
 Toronto ON M2J 1R4
 t 416.630.2255
 f 416.630.4182
 v3design.com

Richard Vuk *R. Vuk* 24488
 V3 Design Inc. 43658

VOGUE WYCLIFFE (OAKVILLE) LIMITED
 3171 LAKESHORE ROAD WEST
 OAKVILLE, ONTARIO
 17027

BUILDING 3
 BLOCK PLANS
 DECEMBER 2021
 1/8" = 1'-0"
 17027_SPA_BLOCKS-01
A1.11

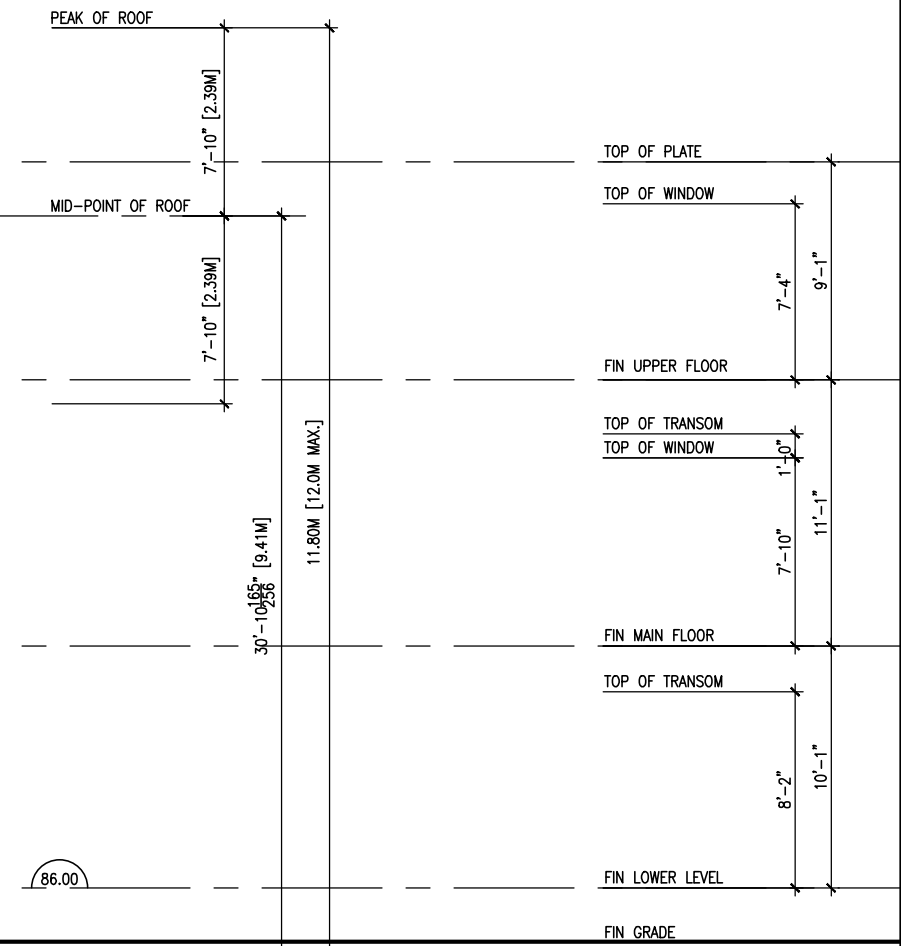
(SCALE: DIMENSIONS (TYP.)
 ADD 1/2" TO THE GATED ROOF OVERHANG
 DIMENSIONS FOR FINAL MASSING CUTTER
 DIMENSIONS WITH:
 ALL ROOF OVERHANGS ARE 1/2" FROM
 CLADDING UNLESS OTHERWISE NOTED



27 DF-2E
 ELEV. 'A'
 SIDE ELEVATION



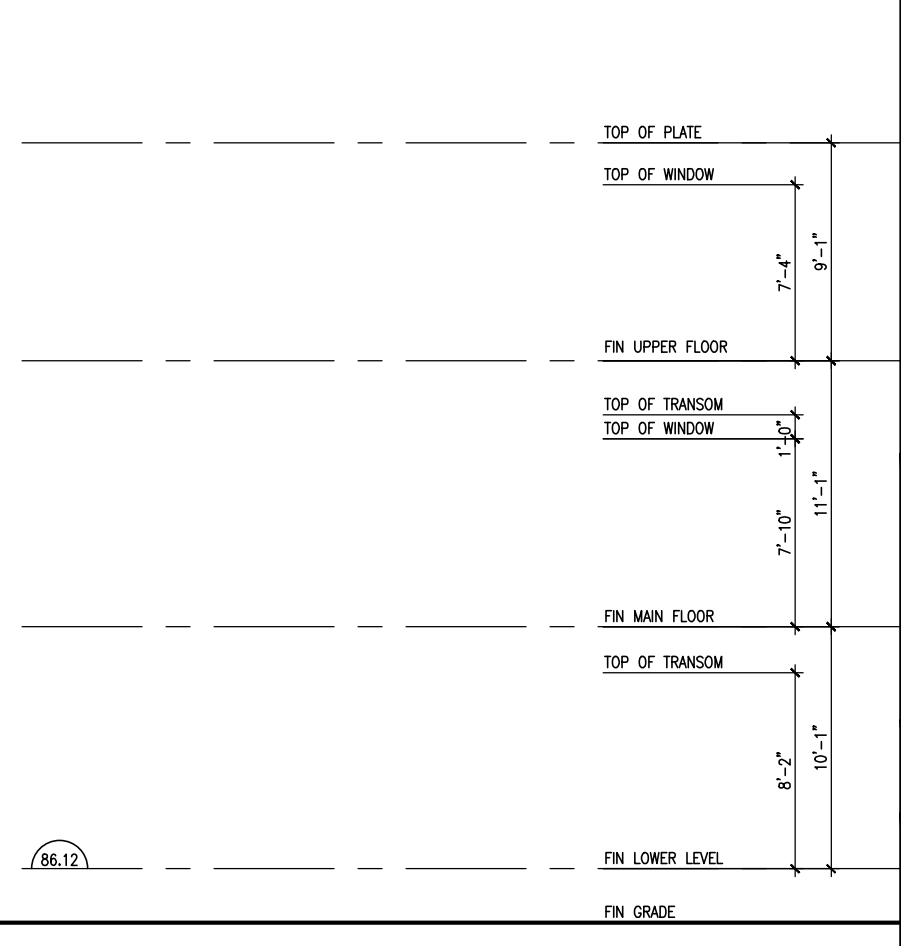
27 DF-2E ELEV. 'A'
 26 DF-1 ELEV. 'A-MOD' (REV.)
 25 DF-1 MOD ELEV. 'A-MOD'
 24 DF-1 MOD ELEV. 'A-MOD' (REV.)
 23 DF-1 ELEV. 'A-MOD'
 22 DF-2E ELEV. 'A' (REV.)
 FRONT ELEVATION (EXTERNAL)



22 DF-2E
 ELEV. 'A' (REV.)
 SIDE ELEVATION



22 DF-2E ELEV. 'A' (REV.)
 23 DF-1 ELEV. 'A-MOD'
 24 DF-1 MOD ELEV. 'A-MOD' (REV.)
 25 DF-1 MOD ELEV. 'A-MOD'
 26 DF-1 ELEV. 'A-MOD' (REV.)
 27 DF-2E ELEV. 'A'
 FRONT ELEVATION (INTERNAL)



NO.	DESCRIPTION	DATE
1	ISSUED FOR SPA COMMENTS	22-10-13 SS
2	ISSUED FOR SPA COMMENTS	22-10-13 SS
3	ISSUED FOR SPA COMMENTS	22-10-13 SS
4	ISSUED FOR SPA COMMENTS	22-10-13 SS
5	ISSUED FOR SPA COMMENTS	22-10-13 SS
6	ISSUED FOR SPA COMMENTS	22-10-13 SS
7	ISSUED FOR SPA COMMENTS	22-10-13 SS
8	ISSUED FOR SPA COMMENTS	22-10-13 SS
9	ISSUED FOR SPA COMMENTS	22-10-13 SS
10	ISSUED FOR SPA COMMENTS	22-10-13 SS

Contractor must verify all dimensions on the job and report any discrepancy to the Designer before proceeding with the work. All drawings and specifications are instruments of service and the property of the architect which must be returned at the completion of the work. Drawings are not to be scaled.

VAD DESIGN
 255 Consumers Rd
 Suite 120
 Toronto ON M2J 1R4
 T 416.630.2255
 F 416.630.4782
 vadesign.com

Richard Vuk
 24488
 43558

VOGUE WYCLIFFE (OAKVILLE) LIMITED

PROJECT NAME: 3171 LAKESHORE ROAD WEST
 PROJECT NO: 17027
 OAKVILLE, ONTARIO

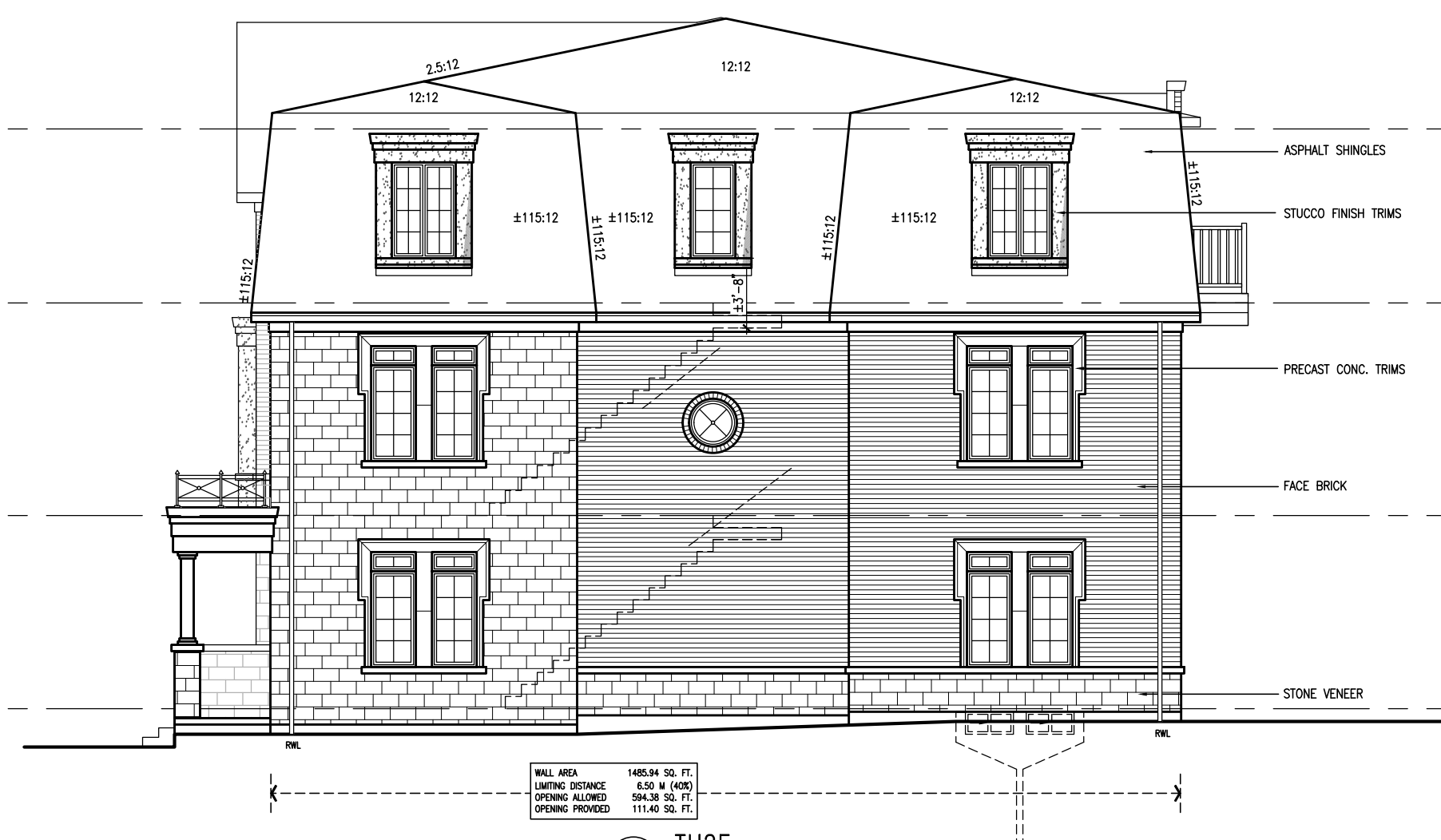
BUILDING 3

BLOCK ELEVATIONS
 DECEMBER 2021
 1/8" = 1'-0"

17027_SPA_BLOCKS-01

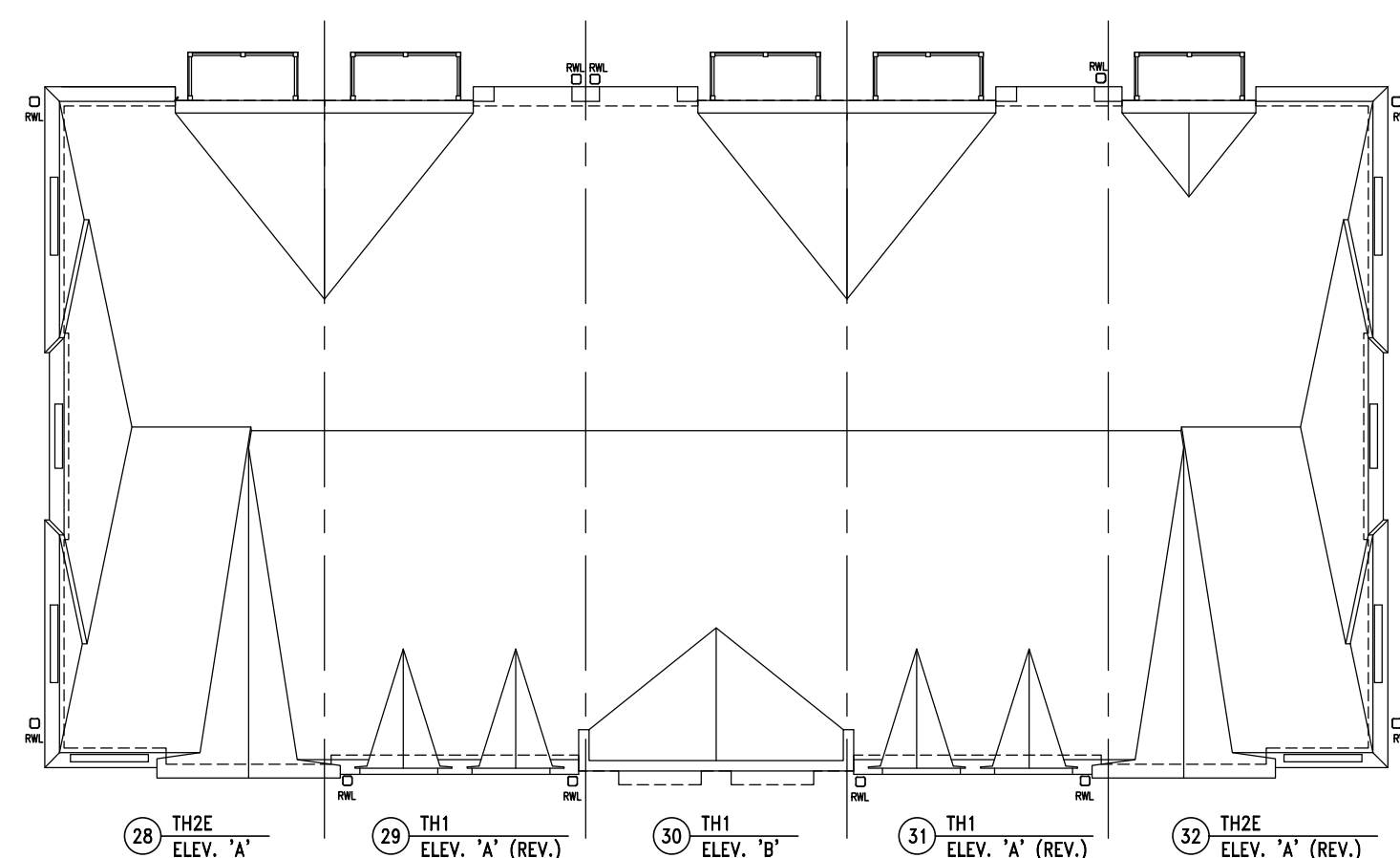
BUILDING 3

FAMILY-GUTTER OVERHANG (G.O.)
ADD 4" TO THE GUTTER ROOF OVERHANG
DIMENSIONS FOR FINAL FAMILY GUTTER
ALL ROOF OVERHANGS ARE 12" FROM
GLAZING UNLESS OTHERWISE NOTED

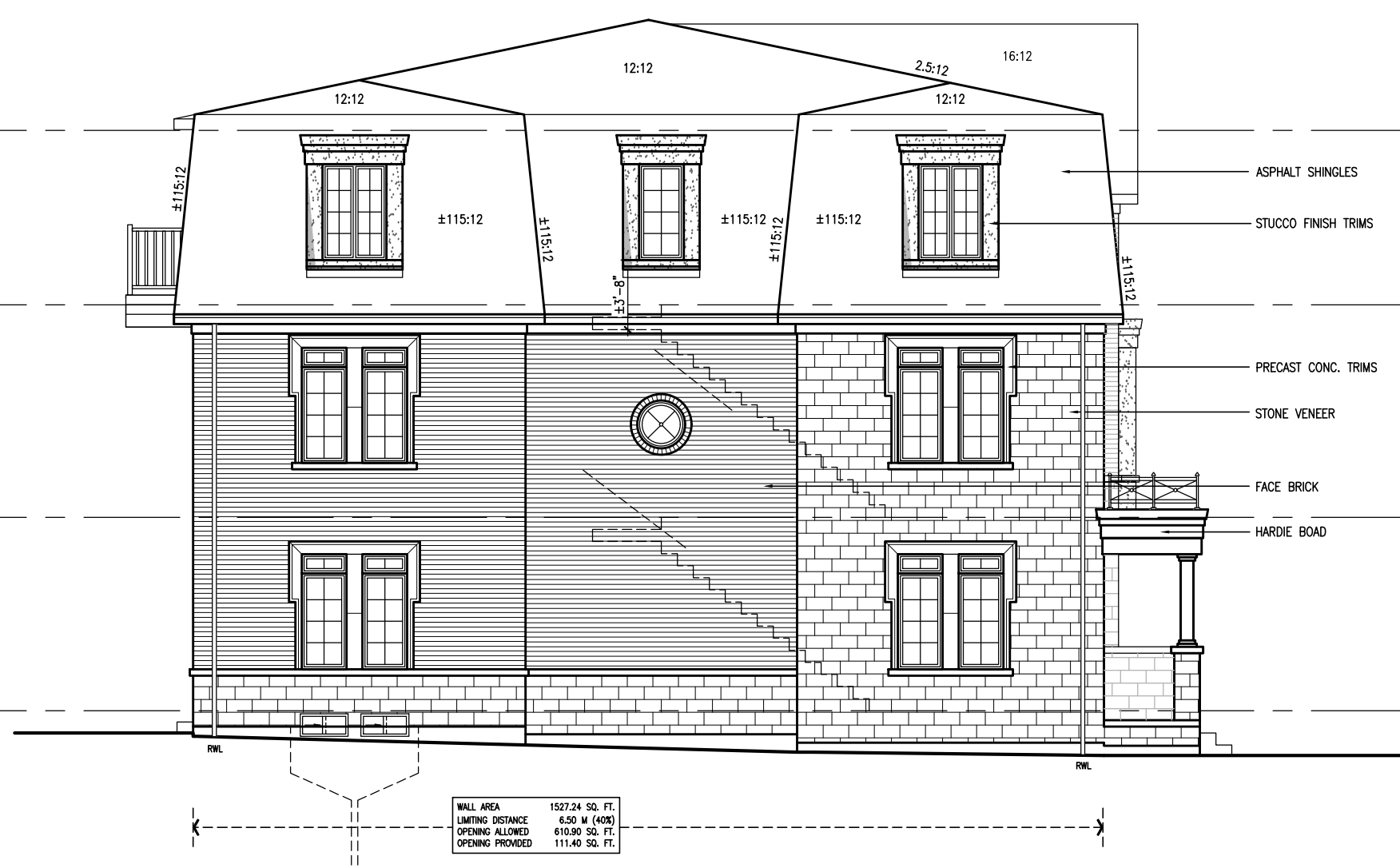


32 TH2E
ELEV. 'A' (REV.)

RIGHT SIDE ELEVATION



ROOF PLAN



28 TH2E
ELEV. 'A'

LEFT SIDE ELEVATION



32 TH2E
ELEV. 'A' (REV.)

31 TH1
ELEV. 'A' (REV.)

30 TH1
ELEV. 'B'

29 TH1
ELEV. 'A' (REV.)

28 TH2E
ELEV. 'A'

REAR ELEVATION - UPGRADE



28 TH2E
ELEV. 'A'

29 TH1
ELEV. 'A' (REV.)

30 TH1
ELEV. 'B'

31 TH1
ELEV. 'A' (REV.)

32 TH2E
ELEV. 'A' (REV.)

FRONT ELEVATION

TOP OF PLATE
TOP OF WINDOW
7'-4"
8'-1"
FIN. UPPER LEVEL
TOP OF WINDOW /TRANSOM
8'-0"
11'-1"
FIN. MAIN LEVEL
TOP OF TRANSOM
8'-2"
10'-1"
FIN. LOWER LEVEL
FIN. GRADE

TOP OF PLATE
TOP OF WINDOW
7'-4"
8'-1"
FIN. UPPER LEVEL
TOP OF WINDOW /TRANSOM
8'-0"
11'-1"
FIN. MAIN LEVEL
TOP OF TRANSOM
8'-2"
10'-1"
FIN. LOWER LEVEL
FIN. GRADE

10	ISSUED FOR SPA	23-06-27 JM
9	ISSUED FOR SPA	22-12-05 JSC
8	ISSUED FOR SPA	22-10-13 SS
7	ISSUED FOR SPA	22-10-11 SS
6	ISSUED FOR SPA	22-09-23 JSC
5	ISSUED FOR SPA	22-09-23 JSC
4	ISSUED FOR SPA	22-09-23 JSC
3	ISSUED FOR SPA	22-09-23 JSC
2	ISSUED FOR SPA	22-09-23 JSC
1	ISSUED FOR SPA	22-09-23 JSC

255 Consumers Rd
Suite 120
Toronto ON M2J 1R4
t 416.630.2255
f 416.630.4782
v3design.com

V3 DESIGN
Richard Vuk 24488
V3 Design Inc. 42658

VOGUE WYCLIFFE (OAKVILLE) LIMITED

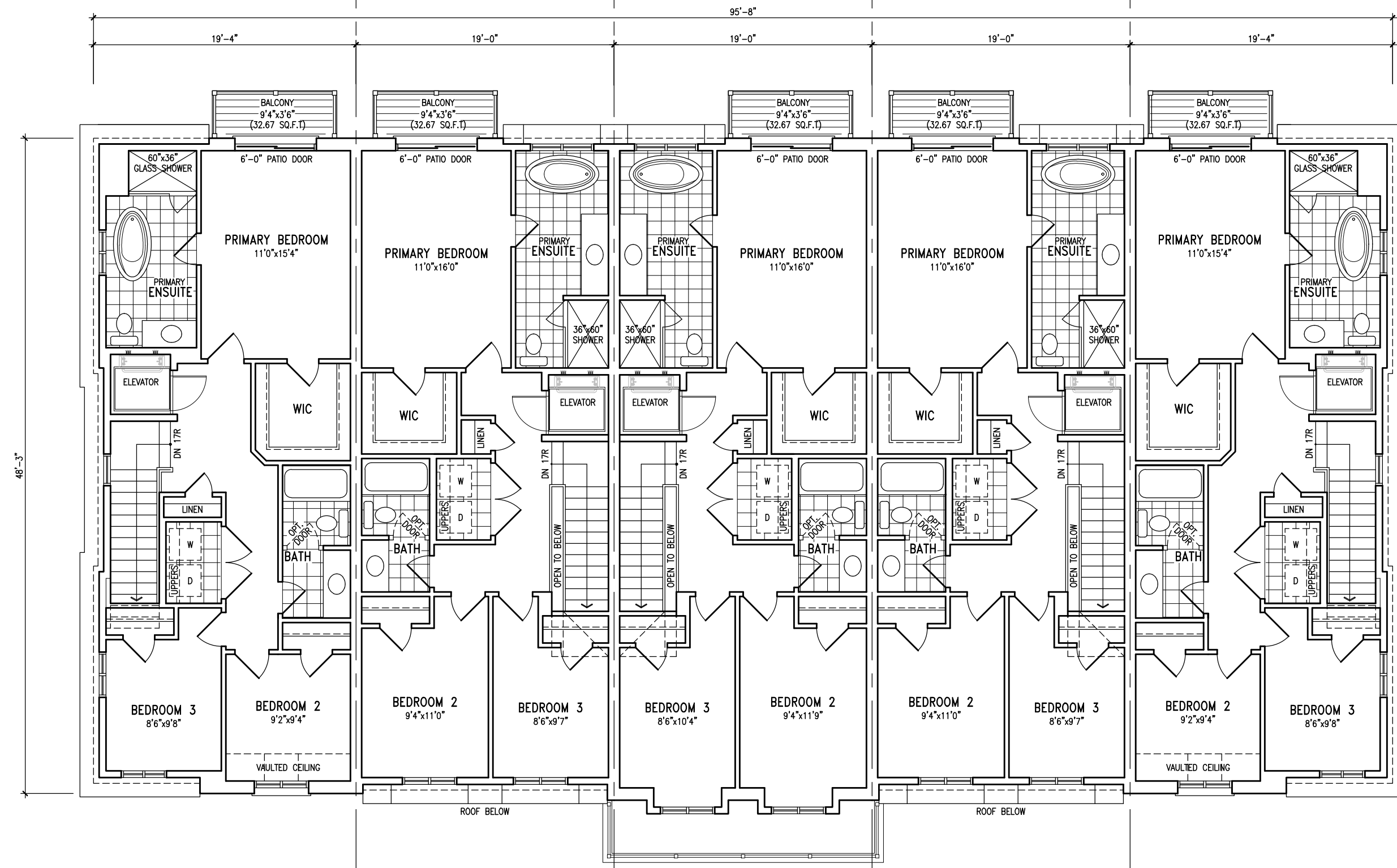
3171 LAKESHORE ROAD WEST
OAKVILLE, ON 17027

TOWNS **BUILDING_4**

BLOCK ELEVATIONS
2021-12 1/8" = 1'-0"
drawn by VAD checked by VAD

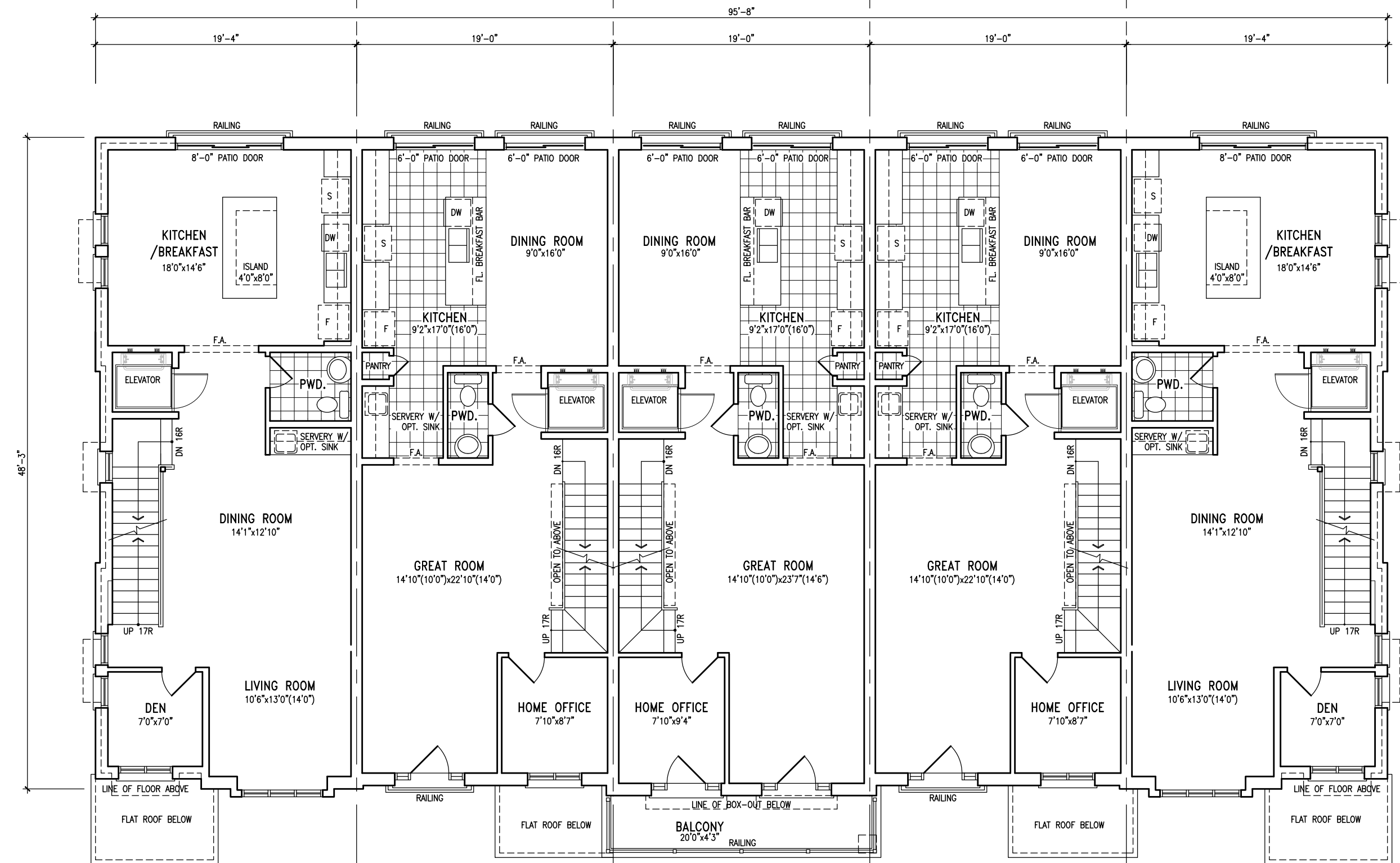
BUILDING_4

A1.13



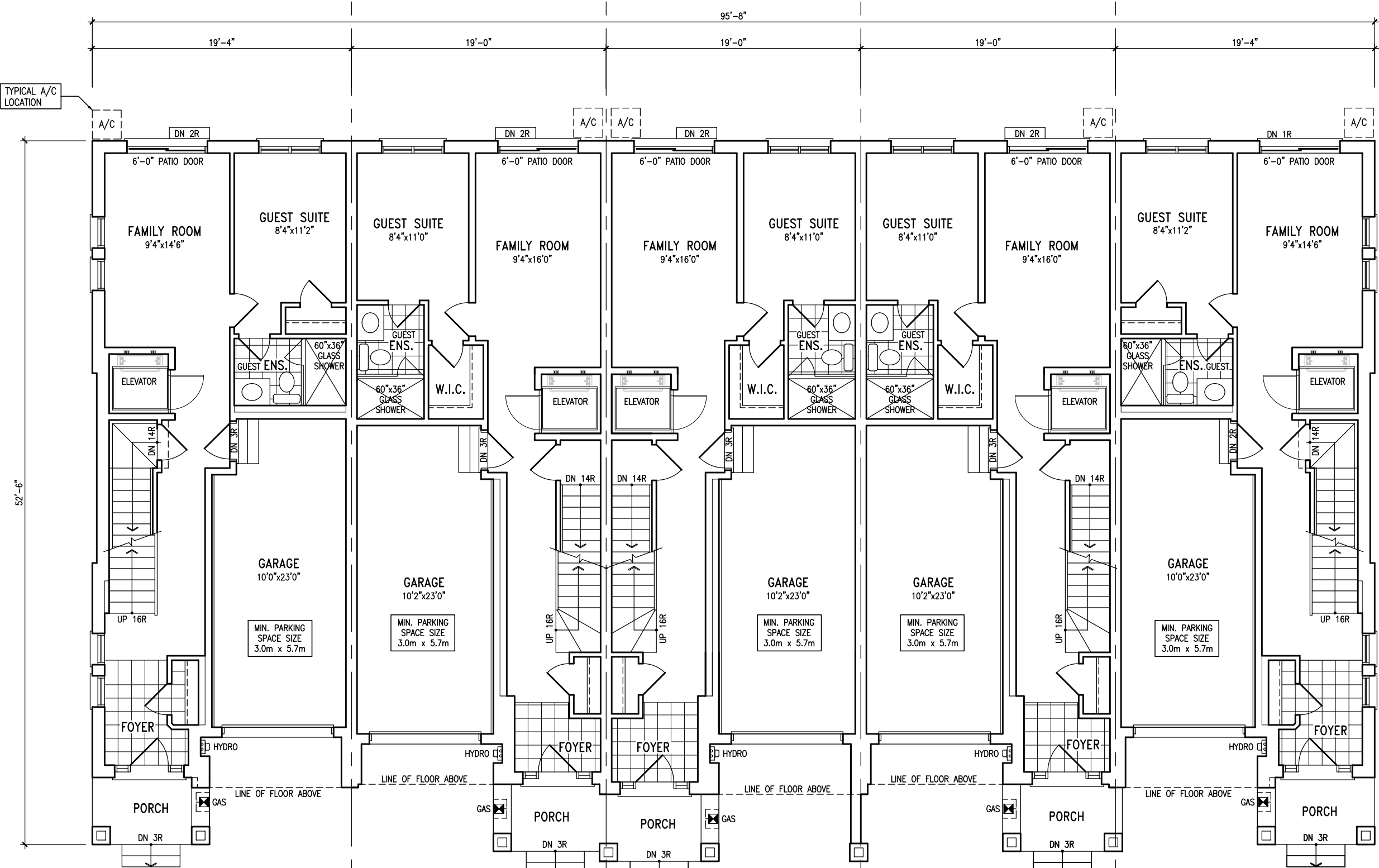
28 TH2E ELEV. 'A' 29 TH1 ELEV. 'A' (REV.) 30 TH1 ELEV. 'B' 31 TH1 ELEV. 'A' (REV.) 32 TH2E ELEV. 'A' (REV.)

UPPER LEVEL PLAN



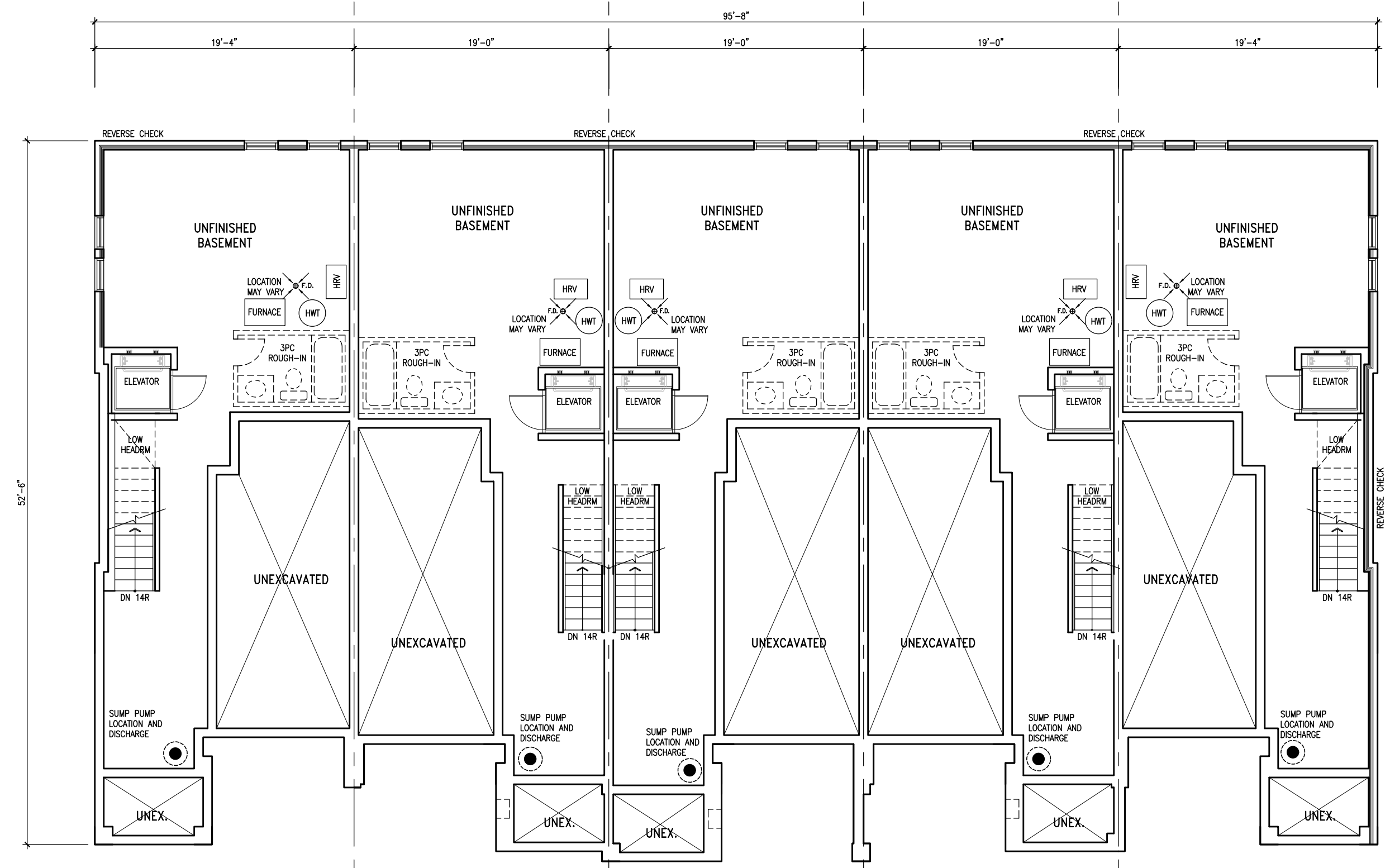
28 TH2E ELEV. 'A' 29 TH1 ELEV. 'A' (REV.) 30 TH1 ELEV. 'B' 31 TH1 ELEV. 'A' (REV.) 32 TH2E ELEV. 'A' (REV.)

MAIN LEVEL PLAN



28 TH2E ELEV. 'A' 29 TH1 ELEV. 'A' (REV.) 30 TH1 ELEV. 'B' 31 TH1 ELEV. 'A' (REV.) 32 TH2E ELEV. 'A' (REV.)

LOWER LEVEL PLAN



28 TH2E ELEV. 'A' 29 TH1 ELEV. 'A' (REV.) 30 TH1 ELEV. 'B' 31 TH1 ELEV. 'A' (REV.) 32 TH2E ELEV. 'A' (REV.)

BASEMENT PLAN

BUILDING_4

1	ISSUED FOR SPA	22-06-27	JM
2	REV AS PER SPA COMMENTS	22-10-05	RS
3	ISSUED FOR SPA	22-10-13	SS
4	ISSUED FOR SPA	22-10-11	SS
5	ISSUED FOR SPA	22-09-23	JCS
6	ISSUED FOR SPA	22-09-19	JM
7	ISSUED FOR SPA	22-09-19	JM
8	ISSUED FOR SPA	22-09-19	JM

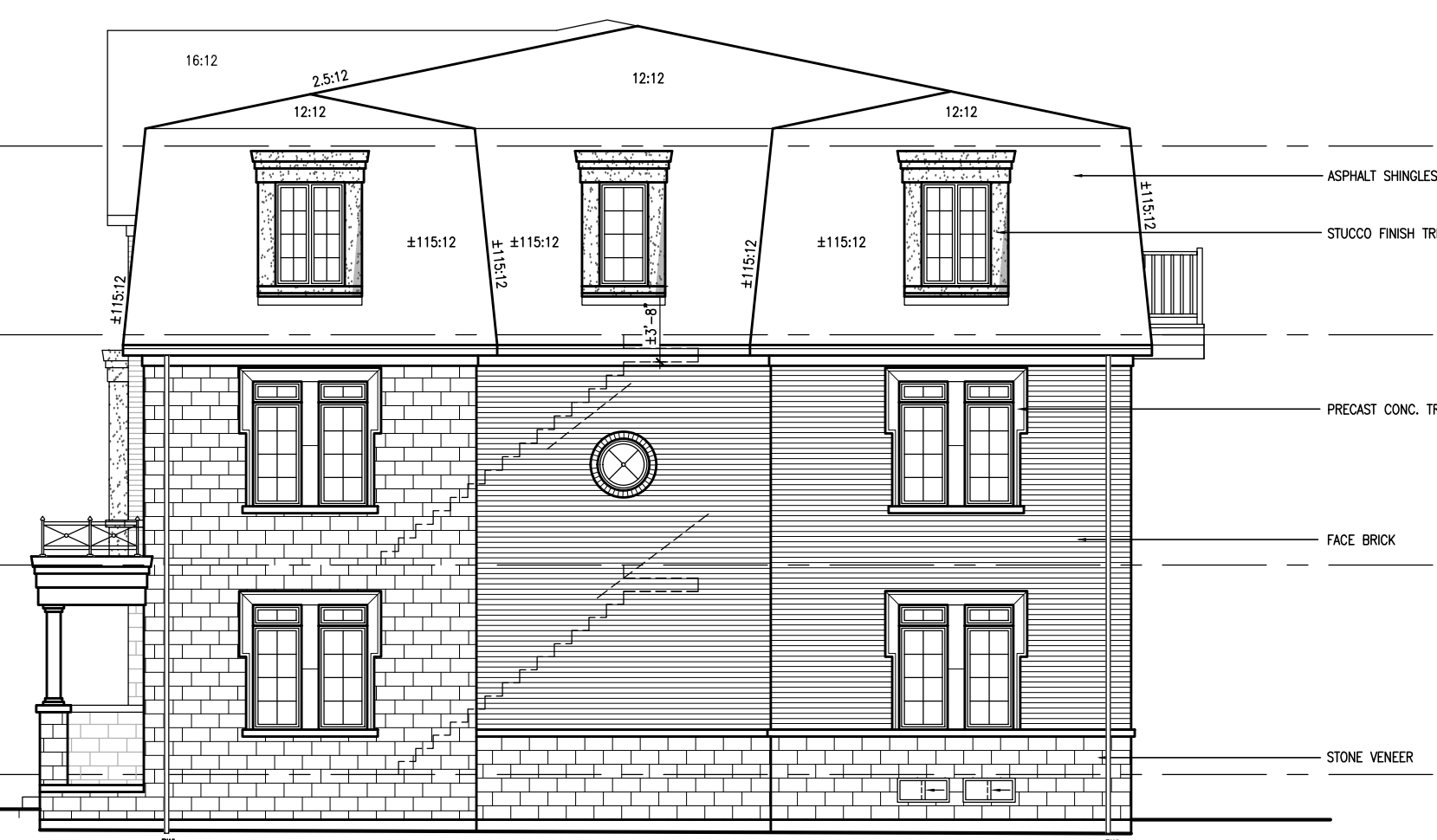
Contractor must verify all dimensions on the job and report any discrepancy to the Designer before proceeding with the work. All drawings and specifications are instruments of service and the property of the architect which must be returned at the completion of the work. Drawings are not to be scaled.

VAD DESIGN
 255 Consumers Rd
 Suite 120
 Toronto ON M2J 1R4
 T 416.630.2255
 F 416.630.4782
 vadesign.com

VOGUE WYCLIFFE (OAKVILLE) LIMITED
 3171 LAKESHORE ROAD WEST
 OAKVILLE, ON
 TOWNS

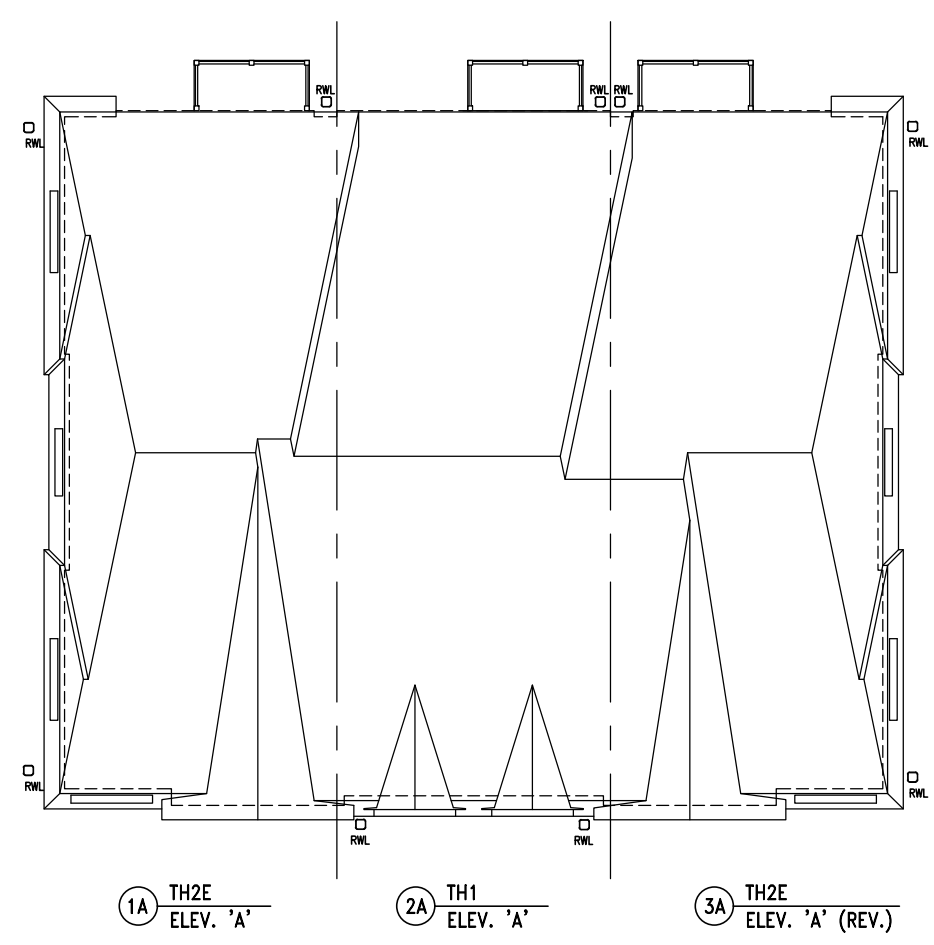
BUILDING_4

BLOCK PLANS
 2021-12
 1/8" = 1'-0"

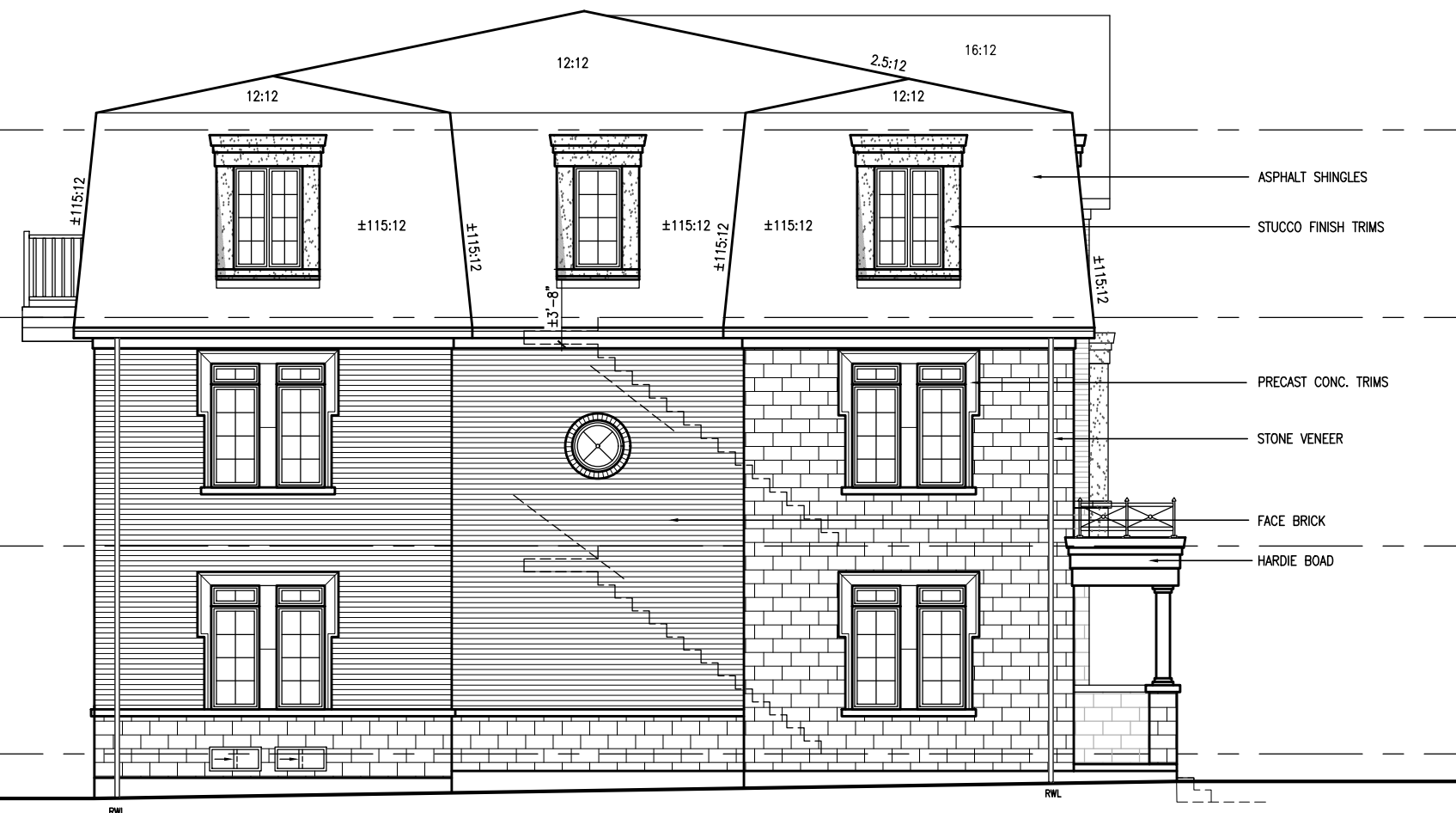


3A TH2E
ELEV. 'A' (REV.)

RIGHT SIDE ELEVATION



ROOF PLAN



1A TH2E
ELEV. 'A'

LEFT SIDE ELEVATION



3A TH2E
ELEV. 'A' (REV.)

REAR ELEVATION



1A TH2E
ELEV. 'A'

FRONT ELEVATION

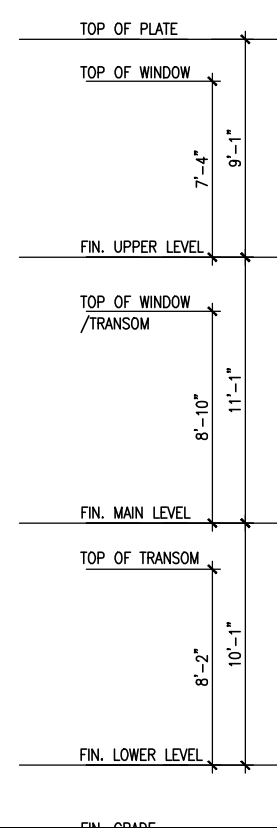
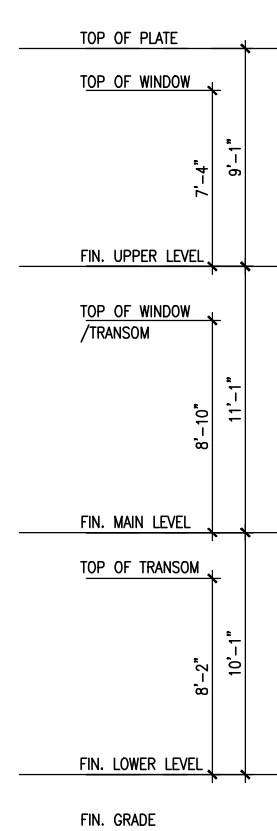
2A TH1
ELEV. 'A'

1A TH2E
ELEV. 'A'

2A TH1
ELEV. 'A'

3A TH2E
ELEV. 'A' (REV.)

RAVEL/GUTTER DRAINING (TYP)
ADD 4" TO THE GUTTER ROOF OVERHANG
DIMENSION FOR TOTAL GABLE/GUTTER
OVERHANG MEASUREMENT
ALL ROOF OVERHANGS ARE 1" FROM
CLADDING UNLESS OTHERWISE NOTED



NO.	DESCRIPTION	DATE	BY
1	ISSUED FOR SPA	22-05-27 JM	
2	ISSUED FOR SPA COMMENTS	22-10-05 JSC	
3	ISSUED FOR 2ND SPA	22-10-13 SS	
4	ISSUED FOR SPA COMMENTS	22-10-11 SS	
5	ISSUED FOR SPA	22-09-23 JMS	
6	ISSUED FOR SPA	22-09-19 JM	

Contractor must verify all dimensions on the job and report any discrepancy to the Designer before proceeding with the work. All drawings and specifications are instruments of service and the property of the architect which must be returned at the completion of the work. Drawings are not to be scaled.

VAD DESIGN
255 Consumers Rd
Suite 120
Toronto ON M2J 1R4
t 416.630.2255
f 416.630.4182
vad3design.com

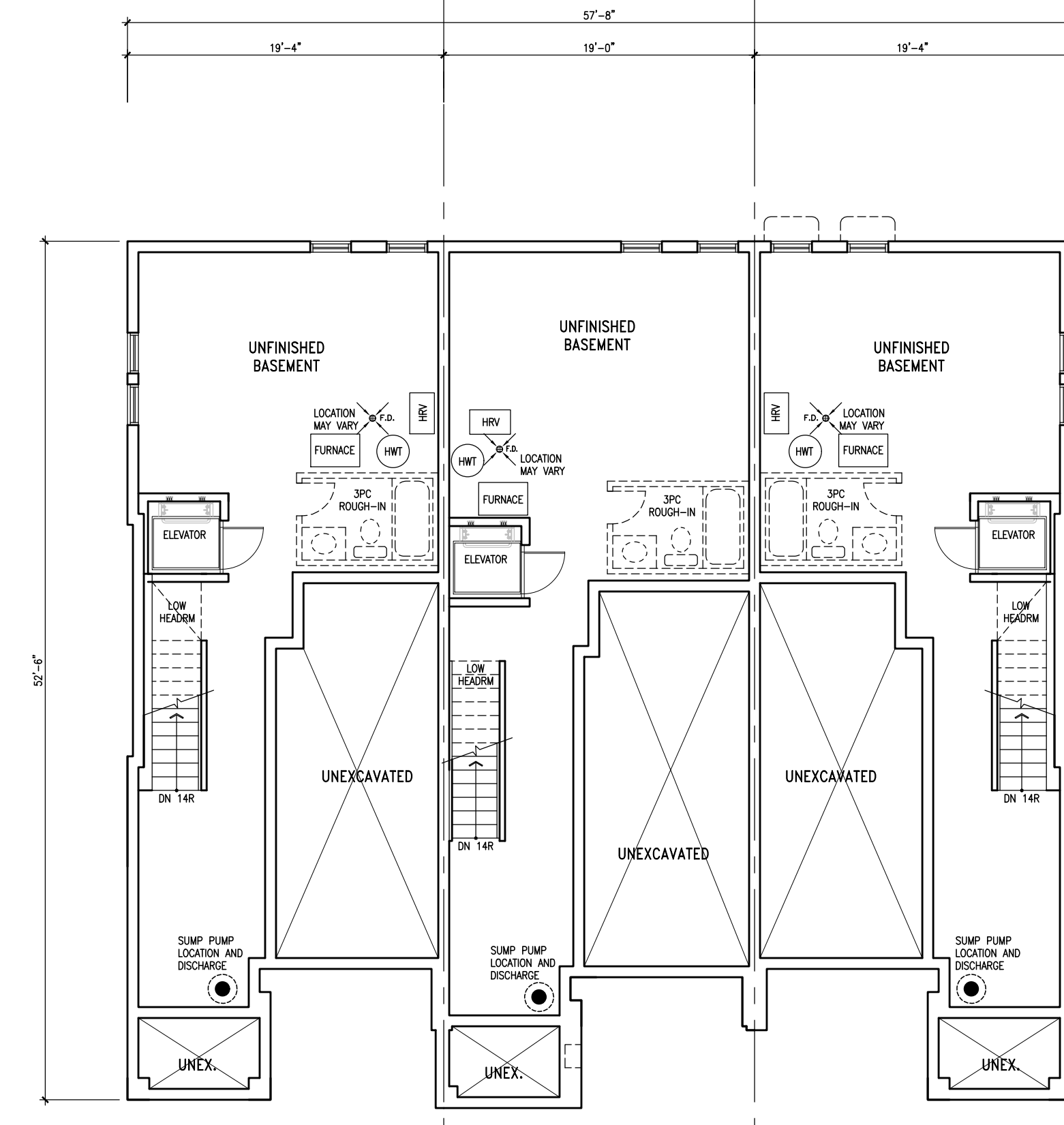
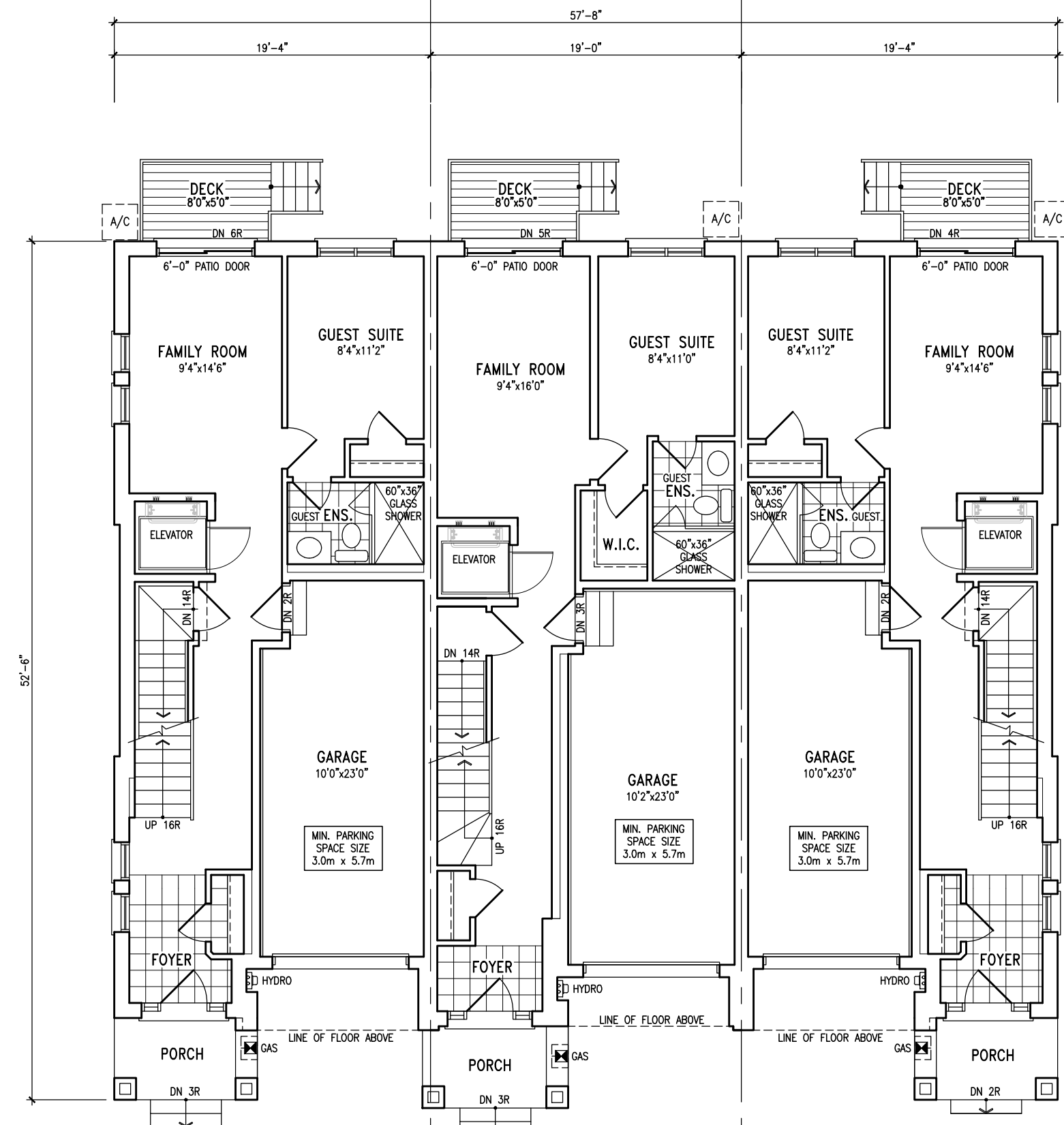
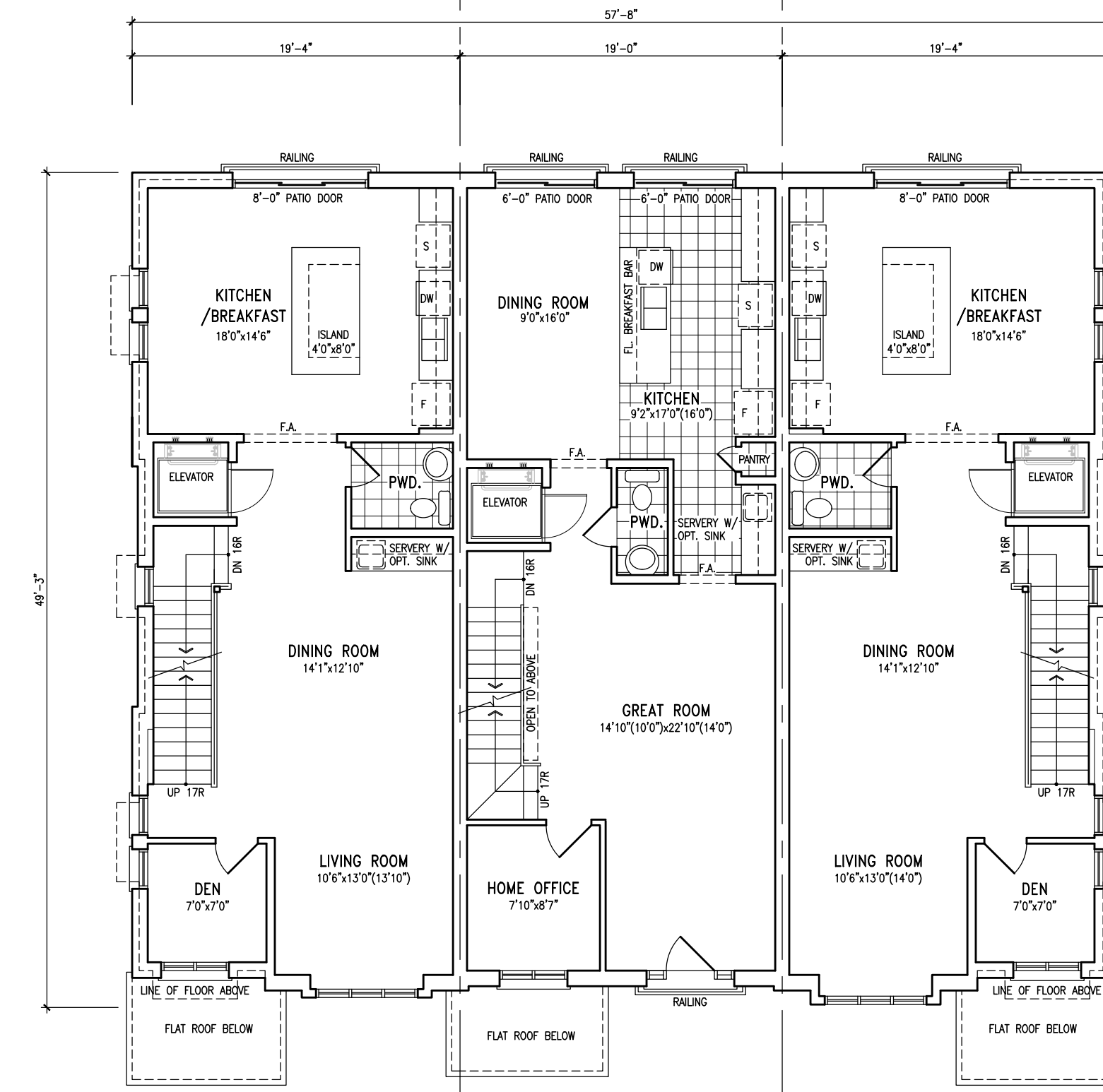
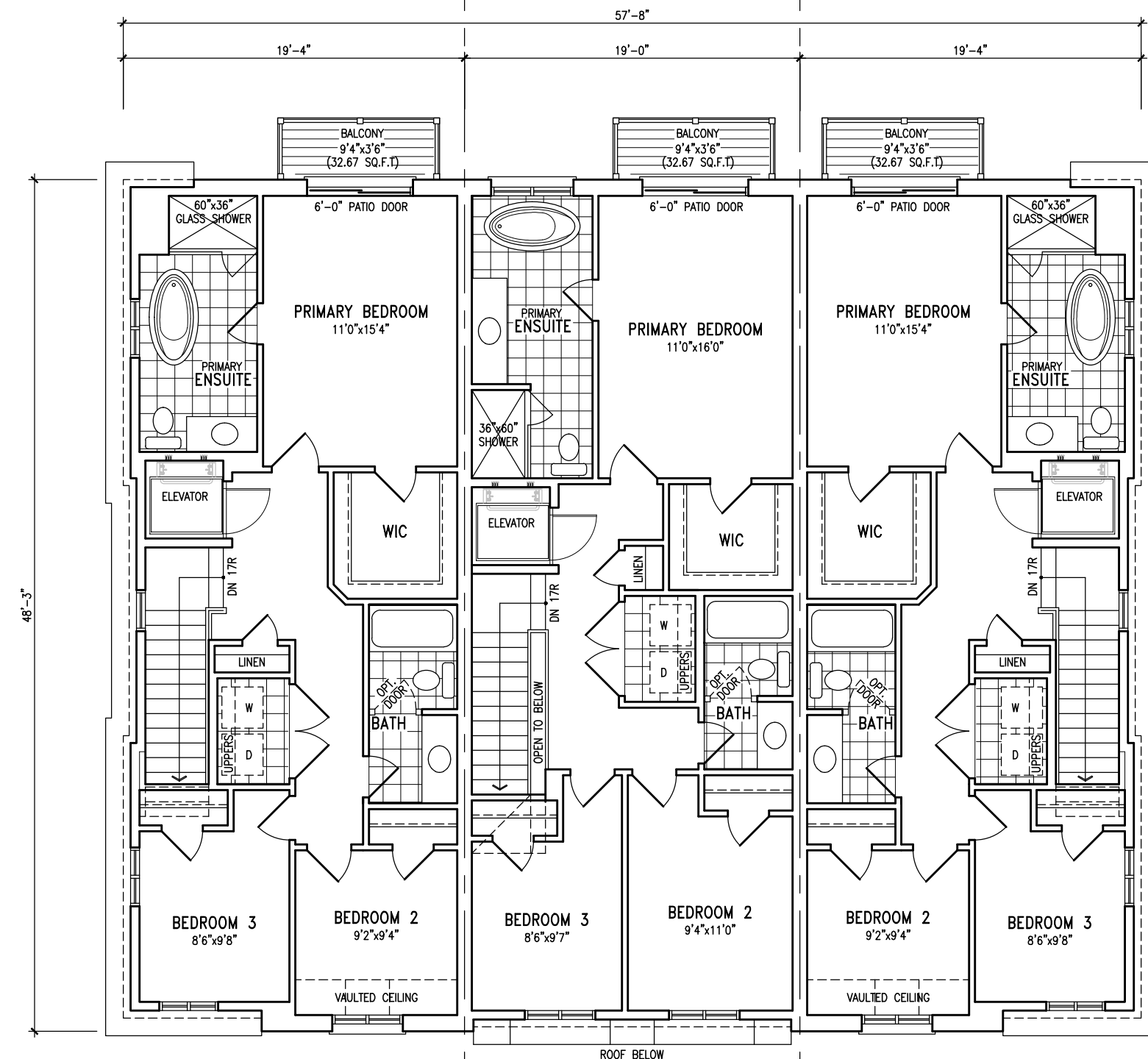
Richard Vuk
24488
VAD Design Inc. 42658

VOGUE WYCLIFFE (OAKVILLE) LIMITED

3171 LAKESHORE ROAD WEST
OAKVILLE, ON 17027

TOWNS **BUILDING_1A**

BLOCK ELEVATIONS
1/8" = 1'-0"



BUILDING_1A

10			
9			
8			
7			
6	ISSUED FOR SPA	23-06-27	JM
5	REV AS PER SPA COMMENTS	22-12-09	RS
4	ISSUED FOR 2ND SPA	22-10-13	SS
3	ADDED SUMP PUMP/DISCHARGE LOCATION	22-10-11	SS
2	REVISED TO SPA COMMENTS	22-09-23	JMS
1	ISSUED FOR SPA	22-01-19	JM
0	description	date	by

Contractor must verify all dimensions on the job and report any discrepancy to the Designer before proceeding with the work. All drawings and specifications are instruments of service and the property of the architect which must be returned at the completion of the work. Drawings are not to be scaled.

VAD DESIGN
 255 Consumers Rd
 Suite 120
 Toronto ON M2J 1R4
 t 416.630.2255
 f 416.630.4782
 vad3design.com

All drawings, specifications, notes, documents and design are the copyright property of VAD DESIGN. Reproduction of this property in whole or in part is strictly prohibited without VAD DESIGN's written permission.

Richard Vink 24488
 VAD Design Inc. 42658

VOGUE WYCLIFFE (OAKVILLE) LIMITED

PROJECT NAME: 3171 LAKESHORE ROAD WEST
 PROJECT NO: 17027
 OFFICE: OAKVILLE, ON
 TOWNS: BUILDING_1A

DATE: 2021-12
 DRAWN BY: VAD
 CHECKED BY: VAD
 BLOCK PLANS
 SCALE: 1/8" = 1'-0"
 SHEET NO: A1.16