

**KEY PLAN**  
N.T.S.

- NOTES:**
- THE LOCATION OF ALL UNDERGROUND AND ABOVEGROUND UTILITIES AND STRUCTURES IS NOT NECESSARILY SHOWN ON CONTRACT DWGS., AND WHERE SHOWN THE ACCURACY OF THE LOCATION & ELEVATION OF SUCH UTILITIES & STRUCTURES IS NOT GUARANTEED. THE CONTRACTOR SHALL INTERPRET THIS INFORMATION AS HE SEES FIT WITH THE UNDERSTANDING THAT THE OWNER, ENGINEER AND REGION/CITY DISCLAIM ALL RESPONSIBILITY FOR ITS ACCURACY AND/OR SUFFICIENCY. PRIOR TO COMMENCING CONSTRUCTION, THE CONTRACTOR SHALL VERIFY EXACT LOCATION & ELEVATION OF SUCH UTILITIES & STRUCTURES AND SHALL ASSUME ALL LIABILITIES OF DAMAGE.
  - ANY CONFLICTS WITH EX. SERVICES AND/OR UTILITIES SHALL BE REPORTED TO THE ENGINEER FOR REVIEW & ADVICE PRIOR TO COMMENCEMENT OF CONSTRUCTION.
  - INFORMATION ON THESE DWGS. SHALL BE USED IN CONJUNCTION WITH ARCHITECTURAL, MECHANICAL, STRUCTURAL, & LANDSCAPE ARCHITECT DWGS.

- LEGEND**
- AD/CB DENOTES AREA DRAINS / CATCHBASIN
  - 131.48 TC DENOTES PROPOSED TOP OF CURB ELEVATION
  - 131.48 BC DENOTES PROPOSED BOTTOM OF CURB ELEVATION
  - 130.29EX DENOTES EXISTING ELEVATION
  - DENOTES OVERLAND FLOW ROUTE
  - DENOTES PROPOSED STORM MANHOLE
  - DENOTES EXISTING SANITARY MANHOLE
  - DENOTES EXISTING STORM MANHOLE
  - DENOTES VALVE AND BOX
  - DENOTES ROOF OUTLINE
  - DENOTES UNDERGROUND LIMIT
  - DENOTES PROPERTY LINE

**BENCHMARK**  
ELEVATIONS ARE REFERRED TO THE TOWN OF OAKVILLE BENCHMARK NO. 273, HAVING AN ELEVATION OF 154.275M

No.	Date	By	Revisions
1.	APR.20/23	H.S.	ISSUED FOR OPA

Design	M.S.	Checked	H.S.	Date
Drawn	M.S.	Checked	H.S.	JANUARY 2023

Scale: 0 5 10 15 20m  
1:250

**Approvals**

Municipal  
APPROVED IN PRINCIPLE SUBJECT TO DETAIL CONSTRUCTION CONFORMING TO TOWN OF OAKVILLE STANDARDS AND SPECIFICATIONS.

SIGNED: \_\_\_\_\_ DATE: \_\_\_\_\_  
Manager of Development Engineering – TOWN OF OAKVILLE

Regional  
DESIGN OF SANITARY AND WATER SERVICES APPROVED SUBJECT TO DETAIL CONSTRUCTION CONFORMING TO HALTON REGION STANDARDS AND SPECIFICATIONS AND LOCATION APPROVAL FROM AREA MUNICIPALITY.

Legislative and Planning Services Dept. – Region of Halton DATE: \_\_\_\_\_

**SCHAEFFERS**  
CONSULTING ENGINEERS

6 Ronrose Drive, Concord, Ontario L4K 4R3  
Tel: (905) 738-6100  
Fax: (905) 738-6875  
E-mail: design@schaeffers.com

**Halton**  
REGION

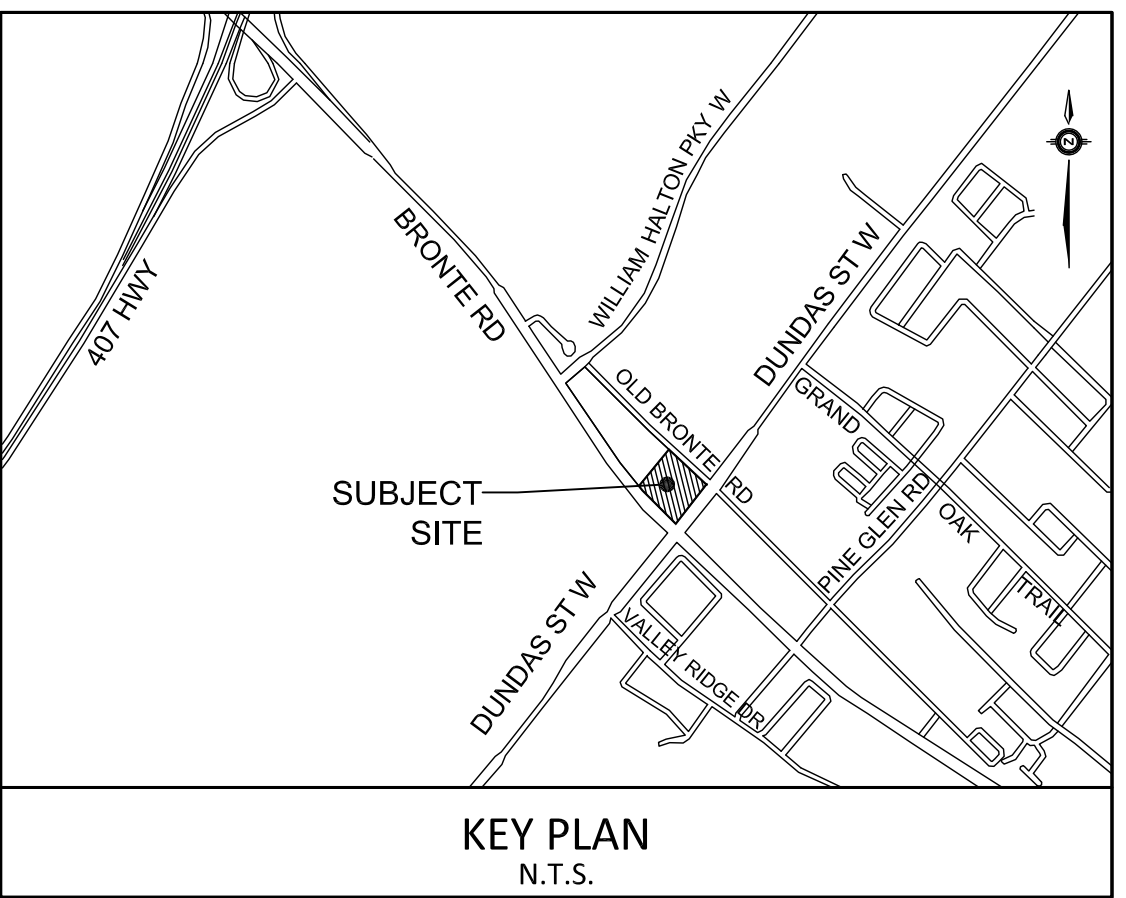
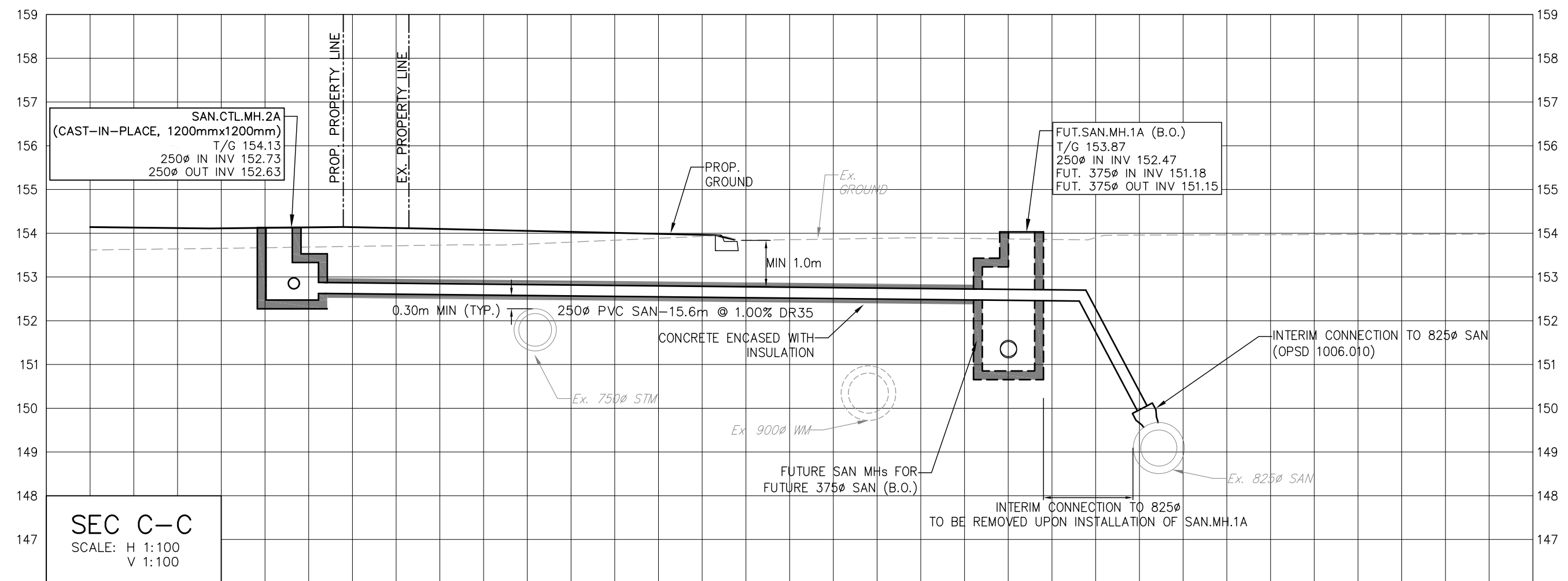
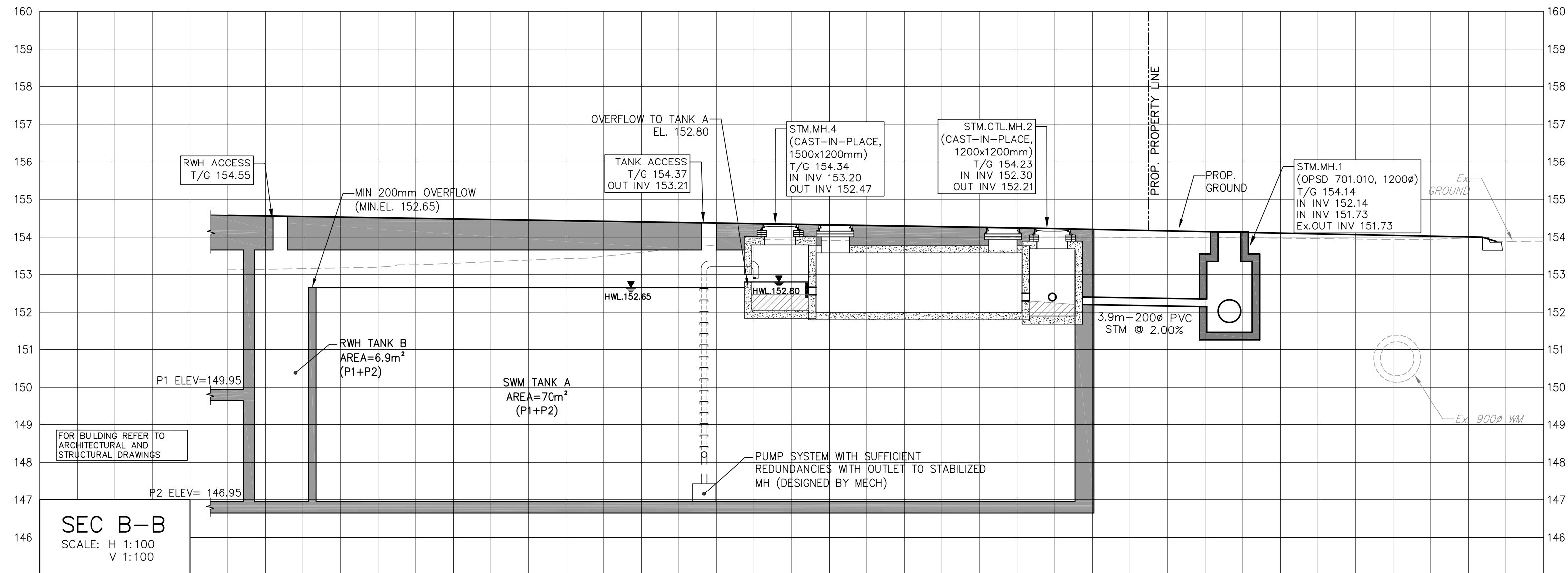
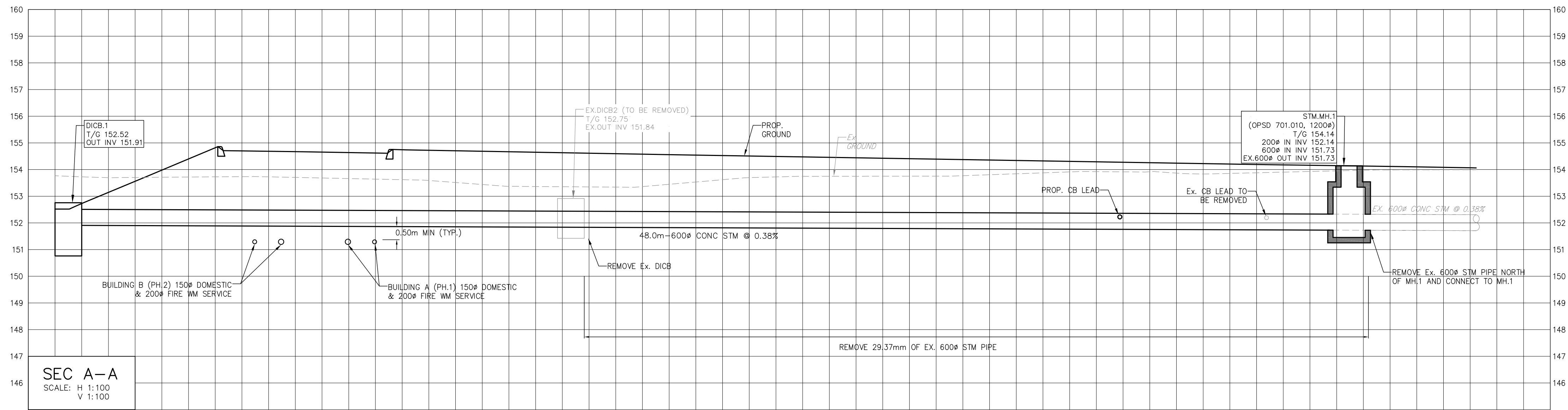
Municipality

**OAKVILLE**  
TOWN OF OAKVILLE  
DEPARTMENT OF PUBLIC WORKS

Title  
**3005 DUNDAS STREET WEST**  
**PRELIMINARY SITE GRADING PLAN**

Municipal File No. <b>TBD</b>	Regional File No. <b>TBD</b>
Contract No. <b>2022 - 5281</b>	Drawing No. <b>SG-1</b>

- SPECIAL PLUMBING NOTES:**
- STORM DRAINAGE PIPE/PLUMBING WITHIN/OVER THE BUILDING ENVELOPE SHALL BE DESIGNED BY THE MECHANICAL ENGINEER TO OPERATE UNDER SURCHARGED CONDITIONS AND UNDER PRESSURE.
  - WATER METER AND BACKFLOW PREVENTOR DESIGN TO BE PROVIDED AS PART OF MECHANICAL DWGS.



- NOTES:**
1. THE LOCATION OF ALL UNDERGROUND AND ABOVEGROUND UTILITIES AND STRUCTURES IS NOT NECESSARILY SHOWN ON CONTRACT DWGS. AND WHERE SHOWN THE ACCURACY OF THE LOCATION & ELEVATION OF SUCH UTILITIES AND STRUCTURES IS NOT GUARANTEED. THE CONTRACTOR SHALL INTERPRET THIS INFORMATION AS HE SEES FIT WITH THE UNDERSTANDING THAT THE OWNER, ENGINEER AND REGION/CITY DISCLAIM ALL RESPONSIBILITY FOR ITS ACCURACY AND/OR SUFFICIENCY. PRIOR TO COMMENCING CONSTRUCTION, THE CONTRACTOR SHALL VERIFY EXACT LOCATION & ELEVATION OF SUCH UTILITIES & STRUCTURES AND SHALL ASSUME ALL LIABILITIES OF DAMAGE.
  2. ANY CONFLICTS WITH EX. SERVICES AND/OR UTILITIES SHALL BE REPORTED TO THE ENGINEER FOR REVIEW & ADVICE PRIOR TO COMMENCEMENT OF CONSTRUCTION.
  3. INFORMATION ON THESE DWGS. SHALL BE USED IN CONJUNCTION WITH ARCHITECTURAL, MECHANICAL, STRUCTURAL, & LANDSCAPE ARCHITECT DWGS.

**BENCHMARK**  
ELEVATIONS ARE REFERRED TO THE TOWN OF OAKVILLE BENCHMARK NO. 273, HAVING AN ELEVATION OF 154.275M

1.	APR. 20/23	H.S.	ISSUED FOR OPA
No.	Date	By	Revisions
Design	M.S.	Checked	H.S.
Drawn	M.S.	Checked	H.S.
			JANUARY 2023
			References
Scale: 0 5 10 15 20m 1:250			
			Field Notes

**Approvals**

Municipal  
APPROVED IN PRINCIPLE SUBJECT TO DETAIL CONSTRUCTION CONFORMING TO TOWN OF OAKVILLE STANDARDS AND SPECIFICATIONS.

SIGNED: \_\_\_\_\_ DATE: \_\_\_\_\_  
Manager of Development Engineering - TOWN OF OAKVILLE

Regional  
DESIGN OF SANITARY AND WATER SERVICES APPROVED SUBJECT TO DETAIL CONSTRUCTION CONFORMING TO HALTON REGION STANDARDS AND SPECIFICATIONS AND LOCATION APPROVAL FROM AREA MUNICIPALITY.

Legislative and Planning Services Dept.-Region of Halton DATE: \_\_\_\_\_



**SCHAEFFERS**  
CONSULTING ENGINEERS

6 Ronrose Drive, Concord, Ontario L4K 4R3  
Tel: (905) 738-6100  
Fax: (905) 738-6875  
E-mail: design@schaeffers.com



Municipality

**OAKVILLE**  
TOWN OF OAKVILLE  
DEPARTMENT OF PUBLIC WORKS

Title  
**3005 DUNDAS STREET WEST  
PRELIMINARY SECTIONS**

Municipal File No. TBD	Regional File No. TBD
Contract No. 2022 - 5281	Drawing No. SEC-1