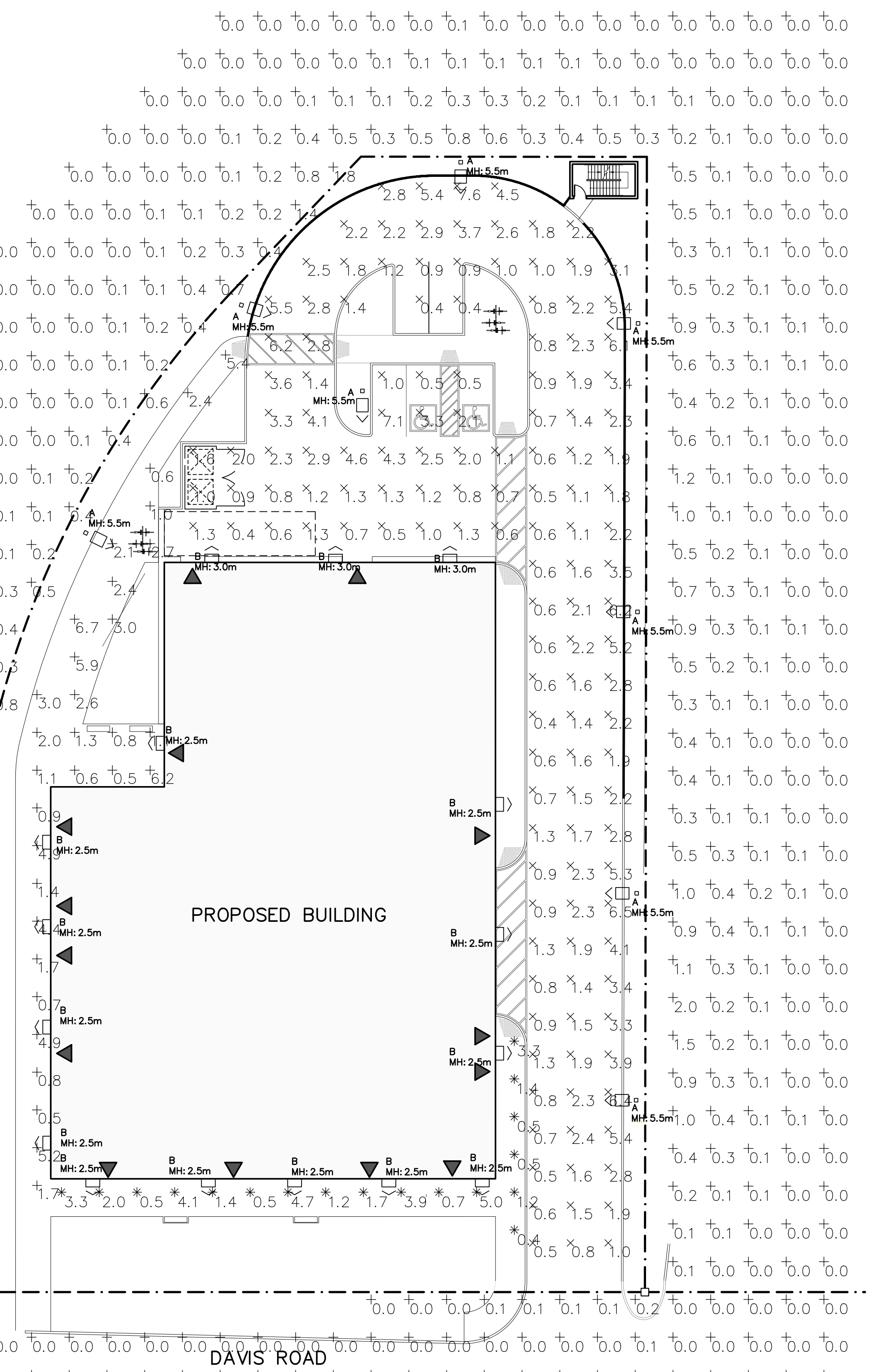


ELECTRICAL LEGEND	
	WALL MOUNTED LIGHT FIXTURE
	POLE MOUNTED LIGHT FIXTURE
ABBREVIATIONS	
MH	MOUNTING HEIGHT
LINETYPES	
	PROPERTY LINE

ELECTRICAL DRAWING LIST	
E100	SITE PLAN – PHOTOMETRIC
E101	LIGHTING DETAILS AND SCHEDULES

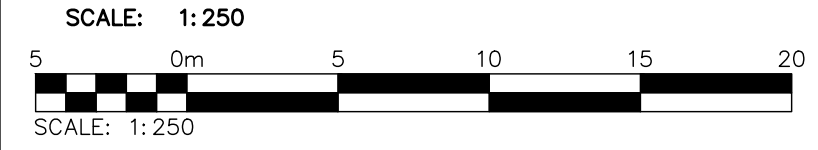
SOUTH SERVICE ROAD



PROPOSED BUILDING

DAVIS ROAD

SITE PLAN – PHOTOMETRIC



NOT FOR CONSTRUCTION

DRAFT ISSUE

OC	ISSUED FOR COORDINATION	2022/AUG/25
OB	ISSUED FOR COORDINATION	2022/AUG/24
OA	ISSUED FOR COORDINATION	2022/JUN/27
No.	ISSUE / REVISION	YYYY/MM/DD

DRAWING NOTES:
 THIS DRAWING IS THE EXCLUSIVE PROPERTY OF C.F. CROZIER & ASSOCIATES INC. AND THE REPRODUCTION OF ANY PART OF IT WITHOUT PRIOR WRITTEN CONSENT OF THIS OFFICE IS STRICTLY PROHIBITED.
 THE CONTRACTOR SHALL VERIFY ALL DIMENSIONS, LEVELS, AND DATUMS ON SITE AND REPORT ANY DISCREPANCIES OR OMISSIONS TO THIS OFFICE PRIOR TO CONSTRUCTION.
 THIS DRAWING IS TO BE READ AND UNDERSTOOD IN CONJUNCTION WITH ALL OTHER PLANS AND DOCUMENTS APPLICABLE TO THIS PROJECT. DO NOT SCALE THIS DRAWING.
 ALL EXISTING UNDERGROUND UTILITIES TO BE VERIFIED IN THE FIELD BY THE CONTRACTOR PRIOR TO CONSTRUCTION.

Project
**349 DAVIS ROAD
 OAKVILLE, ONTARIO**

Drawing
SITE PLAN – PHOTOMETRIC

2800 HIGH POINT DRIVE
 SUITE 100
 MILTON, ON L9T 6P4
 905-875-0026 T
 905-875-4915 F
 WWW.CFCROZIER.CA

Drawn	T.S.D./R.J.	Design	R.J./R.T.	Project No.	2259-6324
Check	R.T.	Check		Scale	1:250
				Dwg	E100

PARK
SMALL/LARGE



Pole mounted luminaire for urban lighting. Elegant minimal design blends in modern architectural environment. Type 2 light distribution with 0% Uplight. Ideal for area lighting.

Luminaire characteristics:
Power input: 46.5W or 81.5W
Lumens: 3600 or 7400lm (for 4000K, 70CRI)
Luminaire efficacy: up to 90lm/W

Source: White LED (LM-80 Tested), 3000K, 70CRI, 4000K, 70CRI.
Lumen maintenance: 70% of initial lumens at 50 000 hours (L70) (LM79 tested).

Optics: Street Optic - Type 2 Distribution. BUG rating: Small B1-U0-G1, Large B2-U0-G2.

Material: Body: Die-cast and extruded aluminum. Diffuser: 5mm thick clear tempered glass. Hardware: Stainless steel screws and silicone gaskets.

Mounting: Installs on 4" Ø pole with tenon of 3" Ø x 4 1/2" H. Supplied with 20' (6m) long power cable. Wall mounted version installs onto a standard 4" octagonal junction box.

Electrical: Integral high efficiency dimmable LED driver, rated 50 000 hours, 120-277V.

Dimming: Down to 15%, 0-10V (120-277V).

Finish: Aluminum gray painted finish, following a double powder paint in 3 step process: surface treatment containing ceramic nano particles (flouride), Epoxy primer paint, Polyester powder paint with high resistance against UV rays and harsh weather conditions.

Weight: 14.11 to 17.19lbs (6.4 to 7.8kg).

EPA: Small: 0.78' (0.065m²) Large: 0.978' (0.09m²)


Warranty: 5 year limited warranty.

Ratings: IP65, IK09

Certification: cULus listed for wet location.

CL - IP20 Last update: October 14, 2020
SISTEMALUX
Due to continuous improvements, the information herein may be changed without notice
8000 Boul. St-Laurent, suite 100, Montreal (Quebec) Canada H2N 1N7, P: 514-523-1339 F: 514-526-0107 www.sistemalux.com

LOOK
WALL



Wall mounted accent light luminaire with direct light distribution that provides ambient light on vertical surfaces. Suitable for exterior applications.

Luminaire characteristics:
Power input: 24W
Lumens: 958 lm (delivered for 3000K)
Luminaire efficacy: 37 lm/W (for 3000K)

Source: White LED, LM-80 tested, 3000K, 90CRI, 4000K, 90CRI.
Lumen maintenance: >70% of initial lumens at 50 000 hours (L70) (LM79 tested).

Optics: Accent light.

Material: Body: Die-cast aluminum. Diffuser: Tempered glass. Mounting plate: Aluminum.

Electrical: Universal high efficiency electronic power supply, rated at 50 000 hours, 120-277V. See page 3 for remote power supply options.

Mounting: See mounting options on page 2.

Finish: White, Aluminum gray or Burnished bronze.

Weight: 3.3lbs (1.5kg).

Warranty: 5 year limited warranty.

Certification: cULus listed for wet location.

Ratings: IP65, IK03

Due to continuous improvements, the information herein may be changed without notice
SISTEMALUX
Last update: December 06, 2016
8000 Boul. St-Laurent, suite 100, Montreal (Quebec) Canada H2N 1N7, P: 514-523-1339 F: 514-526-0107 www.sistemalux.com

PR-07-20D2

RAB



Color: Bronze Weight: 175.3 lbs

Technical Specifications

Compliance: CSA Listed: Suitable for wet locations

Performance: Description: Steel pole 4" round 7 gauge 20 foot drilled two sides square base

Construction: Shaft: 46,000 p.s.i. minimum yield.

Hand Holes: Reinforced with grounding lug and removable cover

Base Plates: 36,000 p.s.i. minimum yield.

Color: Bronze powder coating

Height: 20 FT

Gauge: 7

Wall Thickness: 3/16"

Shaft Size: 4"

Anchor Bolt Templates: WARNING: Template must be printed on 11" x 17" sheet for actual size. CHECK SCALE BEFORE USING. Templates shipped with anchor bolts and available online.

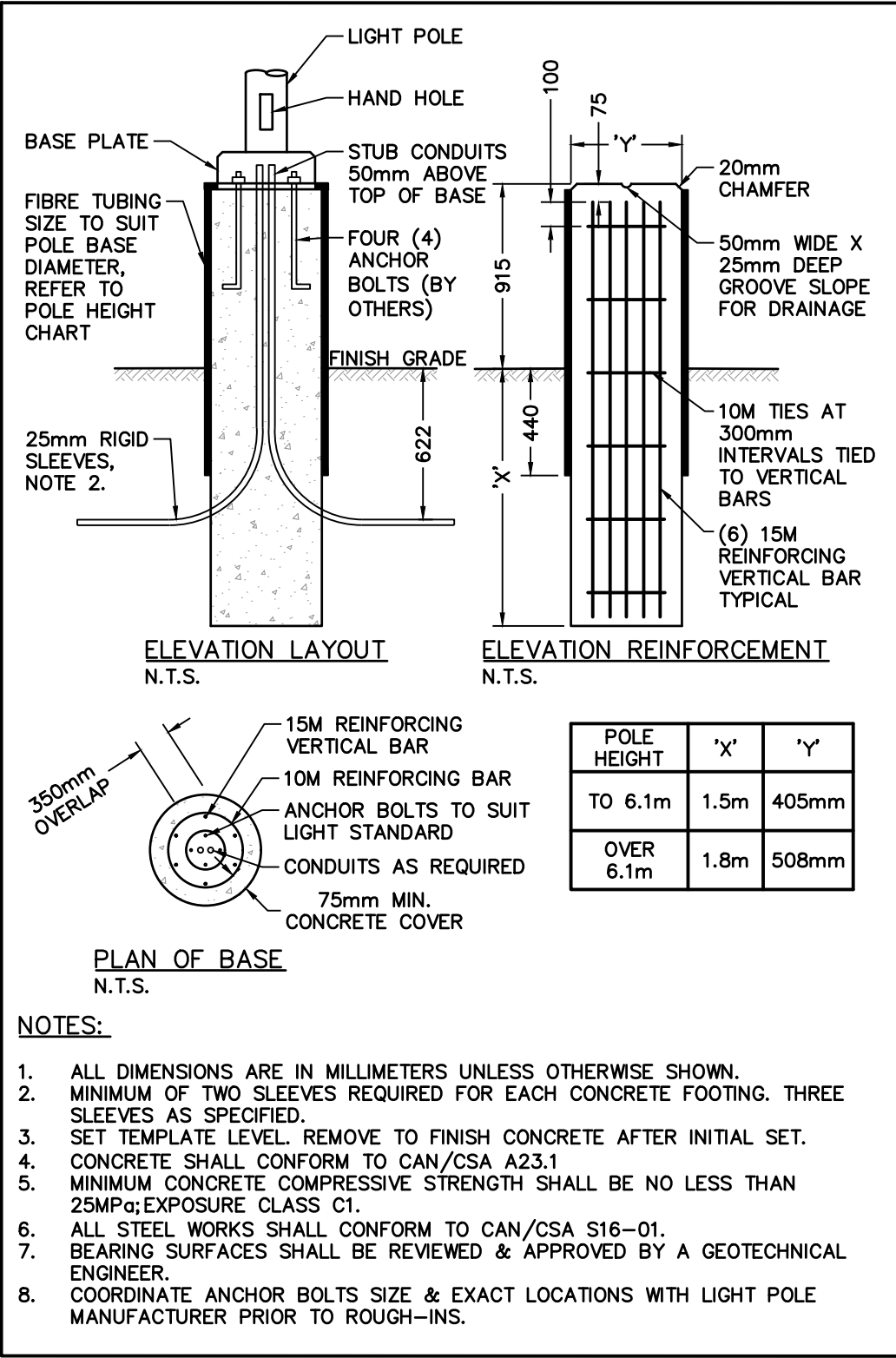
Max EPA's/Max Weights:
70MPH 14.8 lb./110 lb.
80MPH 15.2 lb./130 lb.
90MPH 7.8 lb./76.5 lb.
100MPH 5.8 lb./73 lb.
110MPH 4.2 lb./70 lb.
120MPH 3.1 lb./60lb.
130MPH 2.1 lb./50 lb.
140MPH 1.4 lb./50 lb.
150MPH 0.8 lb./20 lb.

Accessories: Base-Cap, BOLT, Anchor Bolt, BOLT, 5/16"

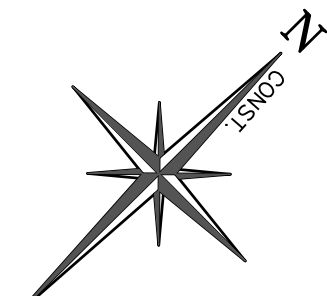
Other:

Terms of Sale: Pole Terms of Sale is available online.

Need help? Tech help line: (888) 723-1000 Email: sales@rablighting.com Website: www.rablighting.com
Copyright © 2022 RAB Lighting All Rights Reserved Note: Specifications are subject to change at any time without notice
Page 1 of 2



LIGHT POLE BASE DETAIL
SCALE: N.T.S.



LUMINAIRE SCHEDULE							
SYMBOL	LABEL	MANUFACTURER	CATALOG NUMBER	LIGHT LOSS FACTOR	MOUNTING HEIGHT	WATTAGE	DESCRIPTION
□ >	A	SISTEMALUX	S7140N	0.9	MOUNTED ON 3' CONCRETE BASE AND 15' POLE	81W	POLE MOUNTED LOW PROFILE, 4000K, TYPE II, LED LUMINAIRE
⌒	B	SISTEMALUX	S7250W	0.9	REFER TO E100 SITE PLAN - PHOTOMETRIC FOR MOUNTING HEIGHT	24W	WALL MOUNTED LOW PROFILE, DOWNLIGHT, 3000K, LED LUMINAIRE

THE FOLLOWING NOTATIONS APPLY TO ALL LUMINAIRES IN SCHEDULE, UNLESS OTHERWISE NOTED:
1. ELECTRICAL CONTRACTOR IS RESPONSIBLE TO PROVIDE PHOTOCELLS AS REQUIRED. COORDINATE EXACT LOCATION AND REQUIREMENTS WITH LIGHT MANUFACTURER.

STATISTICS SCHEDULE					
DESCRIPTION	SYMBOL	AVG	MAX	MIN	AVG/MIN
PARKING	X	2.1 fc	7.6 fc	0.4 fc	5.2:1
SOUTH SIDEWALK	+	2.0 fc	5.0 fc	0.4 fc	5.1:1
WEST SIDEWALK	*	2.6 fc	6.7 fc	0.5 fc	5.1:1

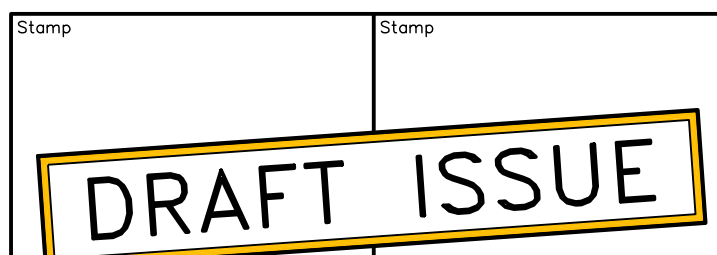
OC	ISSUED FOR COORDINATION	2022/AUG/25
OB	ISSUED FOR COORDINATION	2022/AUG/24
OA	ISSUED FOR COORDINATION	2022/JUN/27
No.	ISSUE / REVISION	YYYY/MM/DD

DRAWING NOTES:
THIS DRAWING IS THE EXCLUSIVE PROPERTY OF C.F. CROZIER & ASSOCIATES INC. AND THE REPRODUCTION OF ANY PART OF IT WITHOUT PRIOR WRITTEN CONSENT OF THIS OFFICE IS STRICTLY PROHIBITED.
THE CONTRACTOR SHALL VERIFY ALL DIMENSIONS, LEVELS, AND DATUMS ON SITE AND REPORT ANY DISCREPANCIES OR OMISSIONS TO THIS OFFICE PRIOR TO CONSTRUCTION.
THIS DRAWING IS TO BE READ AND UNDERSTOOD IN CONJUNCTION WITH ALL OTHER PLANS AND DOCUMENTS APPLICABLE TO THIS PROJECT. DO NOT SCALE THIS DRAWING.
ALL EXISTING UNDERGROUND UTILITIES TO BE VERIFIED IN THE FIELD BY THE CONTRACTOR PRIOR TO CONSTRUCTION.

Project
**349 DAVIS ROAD
OAKVILLE, ONTARIO**

Drawing
LIGHTING DETAILS & SCHEDULES

NOT FOR CONSTRUCTION



CROZIER CONSULTING ENGINEERS
2800 High Point Drive
Suite 100
MILTON, ON L9T 6P4
905-875-0026 T
905-875-4915 F
WWW.CFCROZIER.CA

Drawn	T.S.D./R.J.	Design	R.J./R.T.	Project No.	2259-6324
Check	R.T.	Check		Scale	N.T.S. Dwg. E101