1 A2 SOUTH ELEVATION
SCALE = 1 : 150

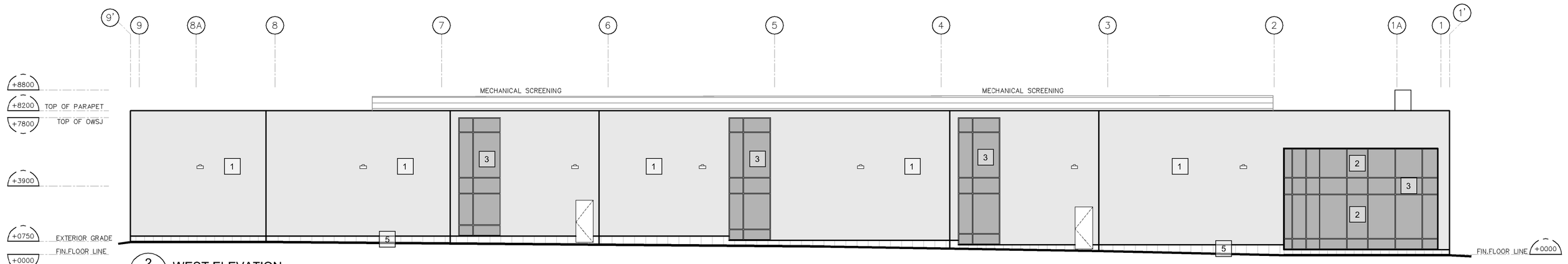

2 A2 WEST ELEVATION
SCALE = 1 : 150

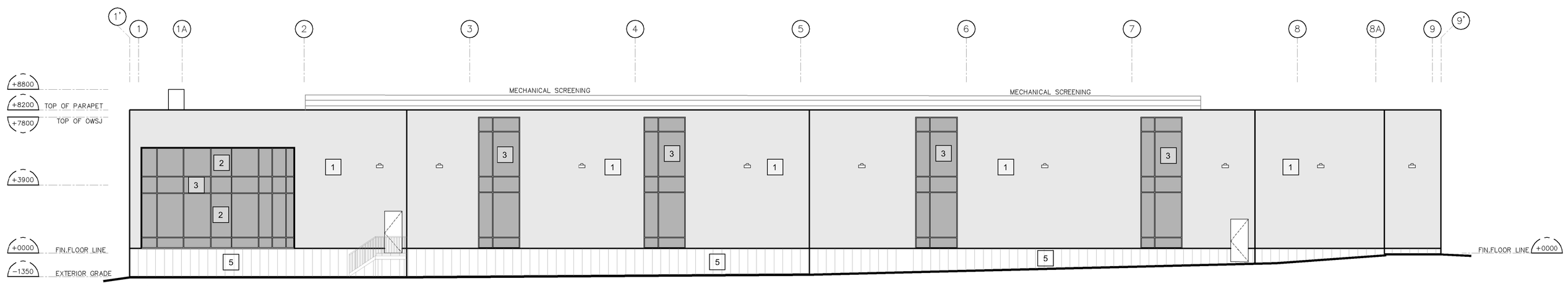

3 A2 EAST ELEVATION
SCALE = 1 : 150

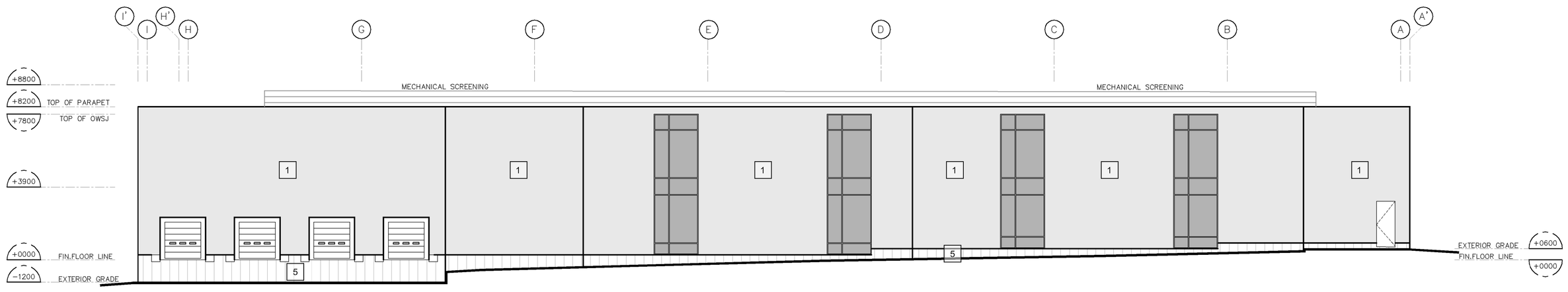

4 A2 NORTH ELEVATION
SCALE = 1 : 150

MATERIAL SCHEDULE

1	PRECAST CONCRETE WALL PANEL
2	CURTAIN WALL GLAZING SYSTEM
3	SPANDREL GLASS PANEL
4	ALUMINUM COMPOSITE PANEL
5	CONCRETE FOUNDATION/ RETAINING WALL

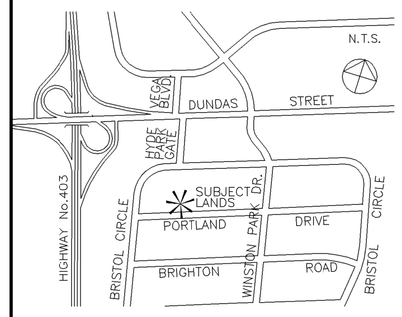

KEY PLAN N.T.S.

BASE INFORMATION TAKEN FROM DRAWING(S) BY OTHERS. S4 DOES NOT ASSUME ANY RESPONSIBILITY FOR ERRORS, OMMISIONS OR ACCURACY OF THE INFORMATION. DRAWINGS SHALL ONLY BE USED FOR GUIDELINE PURPOSES ONLY.

LICENSED PROFESSIONAL ENGINEER
May.22,2025
H. LI
100062526
PROVINCE OF ONTARIO

DATE	DESCRIPTION	CHECKED BY
MAY 27,2025	ISSUED FOR SITE PLAN APPROVAL	HL

REVISIONS

NOTE: Contractor is to check and verify all dimensions and conditions on the project, and is immediately report any discrepancies to the landscape architect before proceeding with the work.

Strategy 4
- Development Consulting
- Urban Transformation
- Urban Design
- Urban Works

2620 Bristol Circle, Suite 100
Oakville, On L6H 6Z7
t: (905) 829-2544

Project Name:
PORTLAND DRIVE CORPORATE OFFICE
2727 PORTLAND DRIVE, OAKVILLE, ONTARIO

Sheet Description:
ELEVATIONS

Date: OCT. 2024	Issued: MAY. 2025
Job No.: SR 3130	Drawn By.: ML
Scale: 1:150	Checked By: DT
SHEET No.: A3	File No.: 3130A-250505.DWG