

- 2x4 FRAME AND SNOW-FENCE TREE PROTECTION HOARDING; HT 1200MM (TYP); REFER TO ARBORIST REPORT
- 2x4 FRAME AND PLYWOOD TREE PROTECTION HOARDING; HT 1200MM (TYP); TO BE TEMPORARILY REMOVED FOR REGRADING AND REINSTATED ONCE COMPLETE; REFER TO ARBORIST REPORT
- TIMBER FENCE; HT 2200MM
- PRECAST CONCRETE PAVER
- FENCE TERMINATING AT GATE; HT 2200MM
- ALUMINUM GUARDRAIL, HEIGHT 1070MM, SURFACE MOUNTED ON CIP CONCRETE RETAINING WALL
- STAIRWELL TO BASEMENT; REFER TO ARCHITECTURAL DWG
- FREESTANDING PLANTERS; HT 915MM
- PEA GRAVEL SURFACE
- STONE RETAINING WALL; HT VARIES; REFER TO CIVIL DWG
- DRIVEWAY EXCAVATION EXTENT
- CONCRETE SLABS
- FREESTANDING TIMBER PRIVACY SCREEN; HT 1800MM
- EX. CATCHBASIN (TYP)
- EX. STONE COLUMN
- EX. CURB
- EX. UTILITY POLE
- EX. OVERHEAD WIRE
- EX. MAINTENANCE HOLE (TYP)
- DRIVEWAY GATE; HT 915MM

LEGEND

- EXISTING
- NEW CONSTRUCTION
- PROPERTY LINE
- EXISTING FENCE LINE
- PROPOSED FENCE LINE
- DRIVEWAY EXCAVATION EXTENT
- EXISTING CONIFEROUS TREE - REFER TO ARBORIST REPORT
- EXISTING DECIDUOUS TREE - REFER TO ARBORIST REPORT
- 2X4 FRAME AND PLYWOOD - REFER TO ARBORIST REPORT
- 2X4 FRAME AND SNOW-FENCE - REFER TO ARBORIST REPORT
- CONCRETE
- PRECAST CONCRETE PAVER
- PEA GRAVEL
- PERMEABLE PAVING
- EXISTING SHRUB/PERENNIAL PLANTING BED
- PROPOSED SHRUB/PERENNIAL PLANTING BED

2021-09-24	SITE PLAN APPLICATION
DATE	ISSUED FOR
Project north	PHILIP EVANS LICENCE 9096

E R A

E.R.A. Architects Inc., 625 Church St. Suite 600, Toronto, Canada, M4Y 2G1
 T: (416) 963-4497 F: (416) 963-8761 info@eraarch.ca www.eraarch.ca

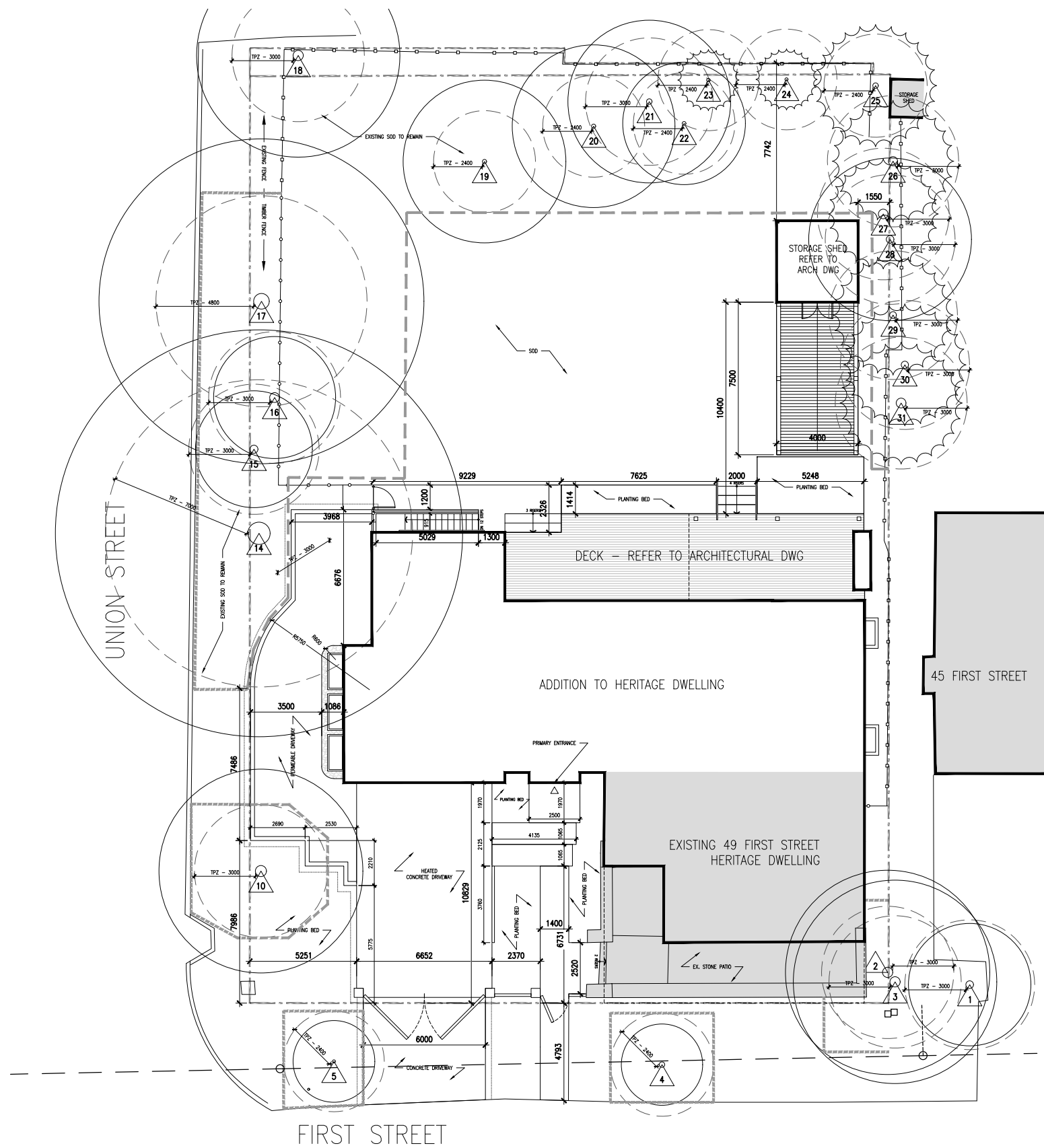
Project	49 FIRST STREET
Address	49 FIRST STREET, OAKVILLE
For	MARIO BOTELHO
Project no.	16-019-01
Scale	As Indicated
Drawn by	SC
Reviewed by	SL/PE
Drawing title	Materials Plan

Sheet no. **L101**

Materials Plan 1

1:250 L101

This drawing is the property of E.R.A. Architects Inc. and may not be used or reproduced without expressed approval. Refer to Engineering drawings before proceeding with work. The Contractor shall verify all dimensions and levels on site and report any discrepancies to E.R.A. before beginning work. Do not scale from the drawings. Use figured dimensions only. The Contractor is responsible for any changes made to the drawings without E.R.A.'s approval.



LEGEND

- EXISTING
- NEW CONSTRUCTION
- PROPERTY LINE
- EXISTING FENCE LINE
- PROPOSED FENCE LINE
- DRIVEWAY EXCAVATION EXTENT
- EXISTING CONIFEROUS TREE
- REFER TO ARBORIST REPORT
- EXISTING DECIDUOUS TREE
- REFER TO ARBORIST REPORT
- EXISTING TREE TAG
- 2X4 FRAME AND PLYWOOD
1200MM HT HOARDING
- 2X4 FRAME AND SNOW-FENCE
1200MM HT HOARDING
- CONCRETE
- PRECAST CONCRETE PAVER

2021-09-24 SITE PLAN APPLICATION
DATE ISSUED FOR

Project north



ONTARIO ASSOCIATION
OF
ARCHITECTS
PHILIP EVANS
LICENCE
9096



E.R.A. Architects Inc., 625 Church St, Suite 600, Toronto, Canada, M4Y 2G1
T: (416) 963-4497 F: (416) 963-8761 info@eraarch.ca www.eraarch.ca

Project	
49 FIRST STREET	
Address	49 FIRST STREET, OAKVILLE
For	MARIO BOTELHO
Project no.	16-019-01
Scale	As Indicated
Drawn by	SC
Reviewed by	SL/PE
Drawing title	

Layout Plan

Sheet no.
L102

Layout Plan 1
1:250 L102

This drawing is the property of E.R.A. Architects Inc. and may not be used or reproduced without expressed approval. Refer to Engineering drawings before proceeding with work. The Contractor shall verify all dimensions and levels on site and report any discrepancies to E.R.A. before beginning work. Do not scale from the drawings. Use figured dimensions only. The Contractor is responsible for any changes made to the drawings without E.R.A.'s approval.

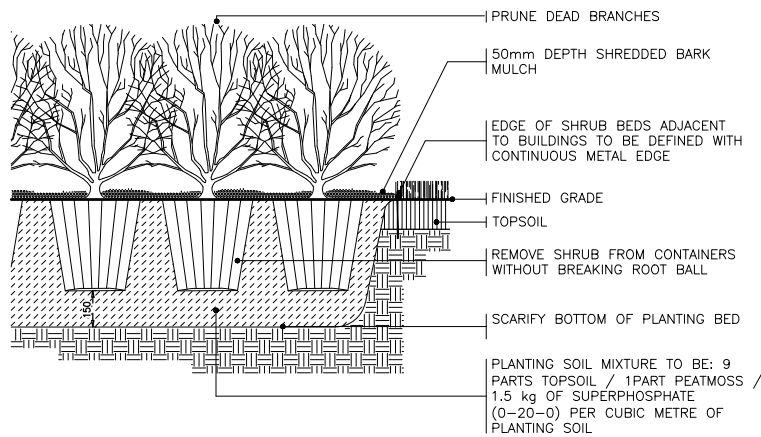
PLANTING BED EXCAVATION IN THE VICINITY OF EXISTING TREE ROOTS

PLANTING BEDS SHALL BE EXCAVATED BY HAND DIGGING. EXISTING TREE ROOTS ARE NOT TO BE PRUNED. SHOULD TREE ROOTS INTERFERE WITH PROPOSED LAYOUT, THE CONSULTANT SHALL BE NOTIFIED PRIOR TO INSTALLATION OF PLANT MATERIAL.

PLANTING BED EXCAVATION NOTES

4

L103



Perennial and Shrub Planting Detail

3

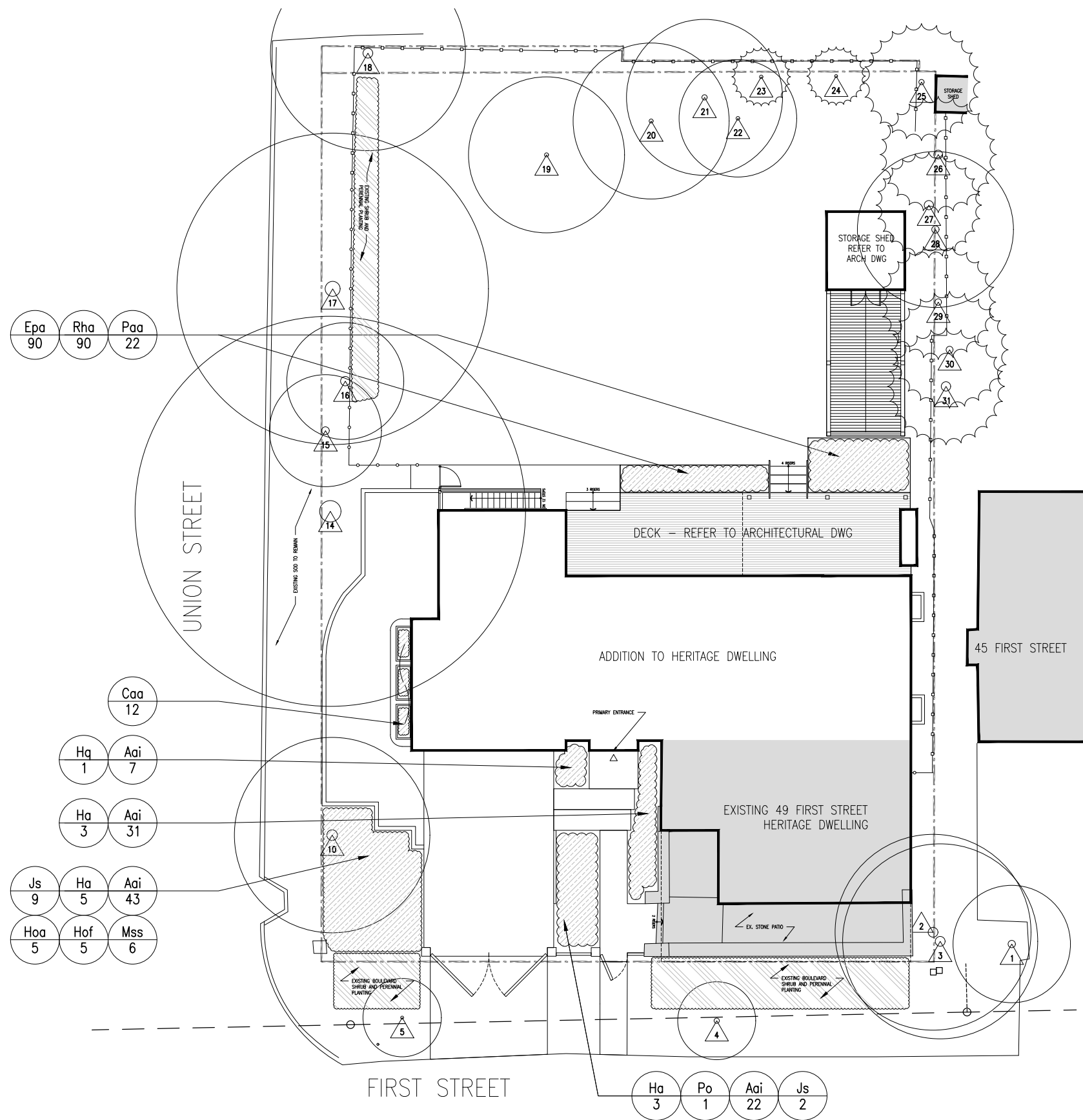
1:20 L103

PLANTING SCHEDULE					
ITEM	BOTANICAL NAME	COMMON NAME	SIZE/CONDITION	SPACING (mm)	QTY
SHRUBS					
Ha	Hydrangea aborescens 'Annabel'	Annabelle Hydrangea	3 GAL	900mm	11
Hq	Hydrangea quercifolia 'Alice'	Alice Oakleaf Hydrangea	3 GAL	NA	1
Po	Physocarpus opulifolius 'Diabolo'	Diabolo Ninebark	50CM 3 GAL	NA	1
EVERGREENS					
Js	Juniperus sabina 'Skandia'	Skandia Juniper	50CM 3 GAL	1200mm	11
PERENNIALS, GRASSES, AND GROUND COVER					
Aai	Astilbe arendsii 'Bridal Veil'	Bridal Veil False Spirea	1 GAL	450mm	104
Caa	Calamagrostis acutiflora 'Karl Foerster'	Feather Reed Grass	1 GAL	450mm	12
Epa	Echinacea pallida	Pale Purple Cone Flower	1 GAL	300mm	90
Hoa	Hosta 'Abiqua Drinking Gourd'		1 GAL	600mm	5
Hof	Hosta 'Fire Island'		1 GAL	600mm	5
Mss	Matteuccia struthiopteris	Ostrich Fern	1 GAL	900mm	6
PAA	Perovskia atriplicifolia	Russian Sage	1 GAL	600mm	22
RHA	Rudbeckia hirta	Gloriosa Daisy	1 GAL	300mm	90

Planting Schedule

2

L103



Softscape Plan

1

1:250 L103

LEGEND

- EXISTING
- NEW CONSTRUCTION
- PROPERTY LINE
- EXISTING FENCE LINE
- PROPOSED FENCE LINE
- EXISTING CONIFEROUS TREE - REFER TO ARBORIST REPORT
- EXISTING DECIDUOUS TREE - REFER TO ARBORIST REPORT
- EXISTING TREE TAG
- EXISTING SHRUB/PERENNIAL PLANTING BED
- PROPOSED SHRUB/PERENNIAL PLANTING BED

2021-09-24 SITE PLAN APPLICATION
 DATE ISSUED FOR

Project north

ONTARIO ASSOCIATION OF ARCHITECTS
 PHILIP EVANS LICENCE 9096

E R A

E.R.A. Architects Inc. 625 Church St. Suite 600, Toronto, Canada, M4Y 2G1
 T: (416) 963-4497 F: (416) 963-8761 info@eraarch.ca www.eraarch.ca

Project **49 FIRST STREET**

Address **49 FIRST STREET, OAKVILLE**

For **MARIO BOTELHO**

Project no. **16-019-01**

Scale **As Indicated**

Drawn by **SC**

Reviewed by **SL/PE**

Drawing title **Softscape Plan**

Sheet no. **L103**

This drawing is the property of E.R.A. Architects Inc. and may not be used or reproduced without expressed approval. Refer to Engineering drawings before proceeding with work. The Contractor shall verify all dimensions and levels on site and report any discrepancies to E.R.A. before beginning work. Do not scale from the drawings. Use figured dimensions only. The Contractor is responsible for any changes made to the drawings without E.R.A.'s approval.